

RUSHING

TEAM RECORDS

Most team records available since 1949

Most Attempts

Game: 72 vs. East Carolina [1985], at Tulane [1990]

Season: 588 [1972]

Most Net Yards

Game: 556 at ULM [2008]

Season: 3,164 (533 att.) [2008]

Most Touchdowns Rushing

Game: 7 vs. Troy [1946], vs. Corpus Christi [1956]

Season: 34 [2005]

Highest Average Per Game

Season: 263.7 [2008]

[3,164 yards in 12 games]

INDIVIDUAL RECORDS

Most individual records available since 1949

Most Attempts

RB Game: 35 by Thomas Jackson vs. Arkansas St. [1983]

QB Game: 29 by Brian Mitchell vs. Lamar [1989]

RB Season: 226 by Tyrell Fenroy [2008]

QB Season: 237 by Brian Mitchell [1989]

RB Career: 808 by Tyrell Fenroy [2005-08]

QB Career: 678 by Brian Mitchell [1986-89]

Most Net Yards

RB Game: 297 by Tyrell Fenroy at ULM [2008]

QB Game: 271 by Brian Mitchell vs. Colorado St. [1987]

RB Season: 1,375 by Tyrell Fenroy [2008]

QB Season: 1,311 by Brian Mitchell [1989]

RB Career: 4,646 by Tyrell Fenroy [2005-08]

QB Career: 3,335 by Brian Mitchell [1986-89]

Most Touchdowns

RB Game: 4, four times

last by Jerome Coleman at Idaho [2001]

QB Game: 5 by Brian Mitchell vs. Lamar [1989]

RB Season: 19 by Tyrell Fenroy [2008]

QB Season: 19 by Brian Mitchell [1989]

RB Career: 48 by Tyrell Fenroy [2005-08]

QB Career: 47 by Brian Mitchell [1986-89]

Most 100-Yard Games

RB Season: 6 by Tyrell Fenroy [2006, 2007]

QB Season: 7 by Brian Mitchell [1989]

RB Career: 22 by Tyrell Fenroy [2005-08]

QB Career: 14 by Brian Mitchell [1986-89]

Most Consecutive 100-Yard Games

RB: 4 by Tyrell Fenroy [2005, 2007], Marcus Prier [1995]

QB: 4 by Brian Mitchell [1989]

Longest Runs

90 by Reggie Dupre at Southeastern Louisiana, 1971

89 by Tyrell Fenroy at ULM, 2008 (TD)

87 by Jason Chery at ULM, 2008 (TD)

86 by Michael Desormeaux at Middle Tennessee, 2007

85 by Keener Cagle at Louisiana Tech, 1925 (TD)

84 by F.G. Mixon at Stephen F. Austin, 1951 (TD)

83 by Lynn Hernandez at ULM, 1959 (TD)

83 by Keener Cagle vs. Northwestern State, 1924 (TD)

81 by Jason Chery at North Texas, 2008 (TD)

80 by Blaine Gautier at Middle Tennessee, 2011 (TD)

80 by Tyrell Fenroy at ULM, 2008 (TD)

80 by Jason Chery vs. Troy, 2007 (TD)

80 by Jerry Babb at Kansas State, 2004

80 by Mike Northcutt vs. Texas-Arlington, 1975 (TD)

80 by F.G. Mixon at Louisiana College, 1950 (TD)

100-YARD RUSHING DUOS

Season/Opponent

1950 vs. East Texas Baptist

1951 at Troy

1952 vs. Troy

1952 vs. Stephen F. Austin

1953 vs. McNeese State

1962 vs. Austin College

1972 vs. Abilene Christian

1986 at Tulane

1995 vs. New Mexico State

1998 at ULM

2005 at North Texas

2005 at ULM

2007 vs. Ohio

Rushers (Yards)

F.G. Mixon (108)

George Crowson (108)

Jack Baker (132)

F.G. Mixon (122)

Charles Copes (105)

Billy Higginbotham (101)

Billy Higginbotham (169)

Charles Copes (115)

Billy Higginbotham (123)

Louis Roth (111)

Lindsey Landry (119)

Fred Fredericksen (107)

Mark Speyrer, QB (101)

Delbert Deville (101)

Dwayne Williams (222)

Brian Mitchell, QB (191)

Kenyon Cotton (187)

Marcus Prier (177)

John Bernard (129)

Darren Brister (106)

Jerry Babb, QB (133)

Tyrell Fenroy (102)

Tyrell Fenroy (164)

Jerry Babb, QB (100)

Tyrell Fenroy (136)

Michael Desormeaux, QB (101)



Tyrell Fenroy

Season/Opponent

2007 vs. North Texas

2007 at Middle Tennessee

2008 vs. Kent State

2008 at ULM

Rushers (Yards)

Michael Desormeaux, QB (150)

Tyrell Fenroy (123)

Michael Desormeaux, QB (175)

Tyrell Fenroy (100)

Tyrell Fenroy (194)

Michael Desormeaux, QB (150)

Tyrell Fenroy (297)

Michael Desormeaux, QB (149)

Rushing Top Five

GAME

Attempts

- 35 Thomas Jackson [11/19/83]
- 34 Tyrell Fenroy [11/18/06]
- 33 Alonzo Harris [10/29/11]
- 33 Darren Brister [10/12/96]
- 31 Chester Johnson [10/25/03]
- 31 Jerome Coleman [10/20/01]
- 31 Marcus Prier [10/14/95]
- 31 Rodney Smith [10/20/79]

Yards

- 297 Tyrell Fenroy [10/4/08]
- 271 Brian Mitchell [11/21/87]
- 261 F.G. Mixon [10/27/51]
- 232 Brian Mitchell [11/18/89]
- 222 Dwayne Williams [11/1/86]

Touchdowns

- 5 Brian Mitchell [11/11/89]
- 4 Jerome Coleman [10/20/01]
- 4 Brian Mitchell (Three times) [11/18/89; 9/24/88; 11/21/87]
- 4 David Foret [10/17/81]
- 4 Mark Speyrer [10/7/72]
- 4 Jim Barton [10/19/68]

SEASON

Attempts

- 237 Brian Mitchell [1989]
- 226 Tyrell Fenroy [2008]
- 223 Tyrell Fenroy [2006]
- 222 Marcus Prier [1995]
- 195 Darren Brister [1999]

Yards

- 1,375 Tyrell Fenroy [2008]
- 1,311 Brian Mitchell [1989]
- 1,197 Tyrell Fenroy [2006]
- 1,141 Michael Desormeaux [2007]
- 1,053 Tyrell Fenroy [2005]

Touchdowns

- 19 Tyrell Fenroy [2008]
- 19 Brian Mitchell [1989]
- 15 Brian Mitchell [1988]
- 14 Marcus Prier [1995]
- 12 Tyrell Fenroy [2005]

CAREER

Attempts


- 808 Tyrell Fenroy [2005-08]
- 678 Brian Mitchell [1986-89]
- 594 Darren Brister [1996-00]
- 559 Kenyon Cotton [1993-96]
- 451 Steve Mocek [1991-94]

Yards

- 4,646 Tyrell Fenroy [2005-08]
- 3,335 Brian Mitchell [1986-89]
- 2,843 Michael Desormeaux [2005-08]
- 2,432 Darren Brister [1996-00]
- 2,311 Kenyon Cotton [1993-96]

Touchdowns

- 48 Tyrell Fenroy [2005-08]
- 47 Brian Mitchell [1986-89]
- 25 Kenyon Cotton [1993-96]
- 21 Jerome Coleman [2000-02]
- 20 Jim Barton [1967-69]





Tyrell Fenroy

TOP CAREER PERFORMERS

1. TYRELL FENROY 4,646					
Year	Att	Yards	Avg	TD	Lg
2005	179	1,053	5.9	12	60
2006	223	1,197	5.4	10	57
2007	180	1,021	5.7	7	69
2008	226	1,375	6.1	19	89
Totals	808	4,646	5.8	48	89

2. BRIAN MITCHELL (QB) 3,335					
Year	Att	Yards	Avg	TD	Lg
1986	111	514	4.6	4	63
1987	150	767	5.1	9	61
1988	180	743	4.1	15	70
1989	237	1,311	5.5	19	67
Totals	678	3,335	4.9	47	70

3. MICHAEL DESORMEAUX (QB) 2,843					
Year	Att	Yards	Avg	TD	Lg
2005	87	487	5.6	3	50
2006	24	180	7.5	1	51
2007	188	1,141	6.1	7	86
2008	144	1,035	7.2	5	64
Totals	443	2,843	6.4	16	86

4. DARREN BRISTER 2,432					
Year	Att	Yards	Avg	TD	Lg
1996	130	545	4.2	6	40
1998	153	646	4.2	4	44
1999	195	729	3.7	4	47
2000	116	512	4.4	1	50
Totals	594	2,432	4.1	15	50

5. KENYON COTTON 2,311					
Year	Att	Yards	Avg	TD	Lg
1993	70	228	3.3	3	17
1994	129	547	4.2	6	36
1995	166	678	4.1	9	39
1996	194	858	4.4	7	39
Totals	559	2,311	4.1	25	39

6. THOMAS JACKSON 1,979					
Year	Att	Yards	Avg	TD	Lg
1982	80	258	3.0	1	14
1983	146	739	5.1	2	40
1984	80	303	3.7	3	14
1985	130	700	5.4	4	63
Totals	436	1,979	4.5	10	63

7. F.G MIXON 1,908					
Year	Att	Yards	Avg	TD	Lg
1949	11	44	4.0	0	--
1950	83	459	5.5	3	--
1951	100	771	7.7	7	84
1952	113	634	5.6	6	--
Totals	307	1,908	6.2	17	84

8. STEVE MOCEK 1,781					
Year	Att	Yards	Avg	TD	Lg
1991	90	391	4.3	2	53
1992	63	214	3.4	2	20
1993	126	490	3.9	3	26
1994	172	686	4.0	3	45
Totals	451	1,781	3.9	10	53

9. JIM BARTON 1,771					
Year	Att	Yards	Avg	TD	Lg
1967	113	396	3.5	2	--
1968	140	600	4.3	10	72
1969	155	775	5.0	8	60
Totals	408	1,771	4.3	20	72

10. MARCUS PRIER 1,741					
Year	Att	Yards	Avg	TD	Lg
1993	127	431	3.4	2	49
1994	93	331	3.6	0	35
1995	222	979	4.4	14	36
Totals	422	1,741	4.1	16	49

ANNUAL YARDAGE LEADERS

Year	Player	Att	Yds	Avg	TD
2011	Alonzo Harris	163	700	4.3	8
2010	Aaron Spikes	103	366	3.3	2
2009	Undrea Sails	97	432	4.5	2
2008	Tyrell Fenroy	226	1,375	6.1	19
2007	Michael Desormeaux	188	1,141	6.1	7
2006	Tyrell Fenroy	223	1,197	5.4	10
2005	Tyrell Fenroy	179	1,053	5.9	12
2004	Jerry Babb	101	498	4.9	4
2003	Chester Johnson	108	421	3.9	5
2002	Jerome Coleman	171	483	2.8	7
2001	Jerome Coleman	162	625	3.9	10
2000	Darren Brister	116	512	3.7	4
1999	Darren Brister	195	729	3.7	4
1998	Darren Brister	153	646	4.2	2
1997	Elvis Joseph	139	532	3.8	4
1996	Kenyon Cotton	194	858	4.4	7
1995	Marcus Prier	222	979	4.4	14
1994	Steve Mocek	172	686	4.0	3
1993	Steve Mocek	126	490	3.9	3
1992	Damon Denaburg	53	269	5.1	0
1991	Tyjuan Hayes	119	445	3.7	3
1990	Damon Denaburg	97	440	4.5	7
1989	Brian Mitchell	237	1,311	5.5	19
1988	Brian Mitchell	180	743	4.1	15
1987	Brian Mitchell	150	767	5.1	9
1986	Brian Mitchell	111	514	4.6	4
1985	Thomas Jackson	130	700	5.4	4
1984	Dwayne Williams	121	460	3.8	4
1983	Thomas Jackson	130	739	5.1	2
1982	Trinon Smith	61	247	4.0	2
1981	Greg Davis	85	401	4.9	0
1980	Ed Blanco	102	478	4.7	5
1979	Rodney Smith	185	782	4.2	3
1978	Allen Strambler	92	336	3.7	3
1977	Allen Strambler	123	473	3.8	3
1976	Ray Lation	168	729	4.3	4
1975	Emanuel Guidry	73	317	4.3	0
1974	Roy Williams	63	306	4.9	0
1973	Nathan Thornton	120	399	3.3	1
1972	Lafayette Mitchell	91	380	4.2	2
1971	Robert Gill	130	478	3.7	3
1970	Roland Henry	168	627	3.7	5
1969	Jim Barton	155	775	5.0	8
1968	Jim Barton	140	600	4.3	10
1967	Jim Barton	113	396	3.5	2
1966	George Gros	81	324	4.0	0
1965	Bill Bayard	117	385	3.3	3
1964	Bill Bayard	98	330	3.4	2
1963	Lonnie Price	95	362	3.8	5
1962	Bert Resweber	86	410	4.8	3
1961	Carlton Falgout	81	430	5.3	2
1960	Vernon Lott	58	225	3.9	2
1959	Steve Gossen	77	442	5.7	0
1958	Steve Gossen	140	564	4.0	1
1957	NOT AVAILABLE				
1956	Frank Foreman	105	546	5.2	10
1955	Louis Roth	81	607	7.4	5
1954	Louis Roth	79	500	6.2	8
1953	Bill Higginbotham	116	660	5.4	4
1952	Charles Copes	161	837	5.2	7
1951	F.G. Mixon	100	771	7.7	7
1950	George Crowson	125	548	4.4	3
1949	George Crowson	105	544	5.2	7

Did you kneaux?

Tyrell Fenroy, a 2008 Doak Walker Award semifinalist, ended his career as the State of La.'s all-time leading rusher. Michael Desormeaux became just the 8th QB in NCAA history with back-to-back 1,000-yard rushing seasons.

PASSING

TEAM RECORDS

Most team records available since 1949

Most Attempts

Game: 67 at North Texas [2001]
Season: 456 [2011]

Most Completions

Game: 37 at Middle Tennessee [2003]
Season: 266 [2011]

Highest Completion Percentage

Game: 85.0 [17-of-20] at Arkansas State [1997]
Season: 63.5 [183-of-288] [2004]

Most Yards Gained

Game: 473 vs. ULM [2003]
Season: 3,503 [2011]

Most Touchdown Passes

Game: 5 vs. Northern Illinois [1996]
Season: 25 [2011]

Most Interceptions Thrown

Game: 8 vs. Tennessee State [1970]
Season: 25 [1979]

INDIVIDUAL RECORDS

Most individual records available since 1949

Most Attempts

Game: 66 by Jon Van Cleave at North Texas [2001]
Season: 407 by Jon Van Cleave [2001]
Career: 1,246 by Jake Delhomme [1993-96]

Most Completions

Game: 37 by Jerry Babb at Middle Tennessee [2003]
Season: 224 by Jon Van Cleave [2001]
Career: 665 by Jake Delhomme [1993-96]

Highest Completion Percentage

Game: 85.0 by Lance Domec at Arkansas State [1997]
[17-20; minimum 20 attempts]
Season: 62.8 by Blaine Gautier [2011]
[216-344; minimum 200 attempts]
Career: 57.2 by Michael Desormeaux [2005-08]
[352-615; minimum 300 attempts]
Active Career: 60.0 by Blaine Gautier [2009-11]; [270-450]

Most Yards Gained

Game: 473 by Eric Rekieta vs. ULM [2003]
Season: 2,958 by Blaine Gautier [2011]
Career: 9,216 by Jake Delhomme [1993-96]

Most Touchdown Passes

Game: 5 by Jake Delhomme vs. Northern Illinois [1996]
Season: 23 by Blaine Gautier [2011]
Career: 64 by Jake Delhomme [1993-96]

Most Interceptions Thrown

Game: 7 by George Coussan vs. Tennessee State [1970]
Season: 21 by Phil Reynolds [1980]
Career: 57 by Jake Delhomme [1993-96]

Most 200-Yard Games

Season: 10 by Jake Delhomme [1996]
Career: 26 by Jake Delhomme [1993-96]

Highest Efficiency Rating

Season: 153.6 by Blaine Gautier [2011]
Career: 125.7 by George Coussan [1969-70]



Jake Delhomme

Passing Top Five

GAME

Attempts

1.	66	Jon Van Cleave	[11/10/01]
2.	56	Jerry Babb	[11/15/03]
3.	55	Chris Masson	[10/8/10]
4.	54	Eric Rekieta	[10/11/03]
5.	53	Jerry Babb	[9/11/04]

Completions

1.	37	Jerry Babb	[11/15/03]
2.	34	Jon Van Cleave	[11/10/01]
3.	33	Chris Masson	[10/8/10]
	33	Eric Rekieta	[10/11/03]
5.	32	Blaine Gautier	[10/22/11]

Passing Yards

1.	473	Eric Rekieta	[10/11/03]
2.	470	Blaine Gautier	[12/17/11]
3.	435	Jerry Babb	[11/15/03]
4.	419	Blaine Gautier	[10/22/11]
5.	407	Jon Van Cleave	[10/20/01]

Touchdowns

1.	5	Jake Delhomme	[11/9/96]
2.	4	Ten Times, Most Recently	by Blaine Gautier [11/5/11]

Longest Passes

95	Randy Fontenot to Harold Porter vs. Chattanooga, 1974 (TD)
92	Brian Mitchell to Troy Tauriac vs. Central Michigan, 1989 (TD)
91	Brad McGuire to Ladarius Green vs. Troy, 2009 (TD)
86	Don Wallace to Clarence Verdin vs. Rice, 1983 (TD)
86	Roy Henry to Dave Oliver at Cincinnati, 1975 (TD)
84	Dwight Prudhomme to Clarence Verdin at Texas-Arlington, 1982 (TD)
83	David Guidry to Rodney Smith vs. Lamar, 1978 (TD)
82	Michael Desormeaux to Richie Falgout vs. FIU, 2008
82	Chris Masson to Aaron Spikes at North Texas, 2010 (TD)

SEASON

Attempts

1.	407	Jon Van Cleave	[2001]
2.	385	Jerry Babb	[2004]
3.	373	Chris Masson	[2009]
4.	377	Jake Delhomme	[1996]
5.	351	Jake Delhomme	[1995]

Completions

1.	224	Jon Van Cleave	[2001]
2.	223	Jerry Babb	[2004]
3.	222	Chris Masson	[2009]
4.	216	Blaine Gautier	[2011]
5.	201	Jake Delhomme	[1996]

Passing Yards

1.	2,958	Blaine Gautier	[2011]
2.	2,901	Jake Delhomme	[1996]
3.	2,761	Jake Delhomme	[1995]
4.	2,499	Jon Van Cleave	[2001]
5.	2,406	Chris Masson	[2009]

Touchdowns

1.	23	Blaine Gautier	[2011]
2.	20	Jake Delhomme	[1995]
	20	Jake Delhomme	[1996]
4.	18	Roy Henry	[1976]
5.	14	Jon Van Cleave	[2001]
	14	Jake Delhomme	[1993]
	14	Roy Henry	[1977]

CAREER

Attempts

1.	1,246	Jake Delhomme	[1993-96]
2.	1,025	Jerry Babb	[2003-06]
3.	855	Jon Van Cleave	[2000-02]
4.	843	Brian Mitchell	[1986-89]
5.	744	Chris Masson	[2008-11]

Completions


1.	655	Jake Delhomme	[1993-96]
2.	583	Jerry Babb	[2003-06]
3.	453	Jon Van Cleave	[2000-02]
4.	421	Chris Masson	[2008-11]
5.	385	Brian Mitchell	[1986-89]

Passing Yards

1.	9,216	Jake Delhomme	[1993-96]
2.	6,241	Jerry Babb	[2003-06]
3.	5,447	Brian Mitchell	[1986-89]
4.	5,267	Jon Van Cleave	[2000-02]
5.	4,757	Chris Masson	[2008-11]

Touchdowns

1.	64	Jake Delhomme	[1993-96]
2.	40	Roy Henry	[1975-77]
3.	30	Jerry Babb	[2003-06]
4.	24	Jon Van Cleave	[2000-02]
	24	Blaine Gautier	[2009-11]
	24	Chris Masson	[2008-11]



Jake Delhomme

TOP CAREER PERFORMERS

1. JAKE DELHOMME							9,216
Year	Cpl.	Att.	Pct.	Yds	TD	INT	
1993	145	259	56.0	1,842	14	12	
1994	119	259	45.9	1,712	10	18	
1995	190	351	54.1	2,761	20	10	
1996	201	377	53.3	2,901	20	17	
Totals	655	1,246	52.6	9,216	64	57	

2. JERRY BABB							6,241
Year	Cpl.	Att.	Pct.	Yds	TD	INT	
2003	146	259	56.4	1,502	6	8	
2004	223	385	57.9	2,345	12	13	
2005	74	119	62.2	859	3	3	
2006	140	262	53.4	1,535	9	14	
Totals	583	1,025	56.9	6,241	30	38	

3. BRIAN MITCHELL							5,447
Year	Cpl.	Att.	Pct.	Yds	TD	INT	
1986	41	102	40.2	574	3	8	
1987	72	156	31.6	1,100	6	9	
1988	129	273	56.0	1,807	8	9	
1989	143	312	45.8	1,966	6	17	
Totals	385	843	45.7	5,447	23	43	

4. JON VAN CLEAVE							5,267
Year	Cpl.	Att.	Pct.	Yds	TD	INT	
2000	60	132	45.5	687	1	5	
2001	224	407	54.1	2,499	14	10	
2002	169	316	53.5	2,081	9	15	
Totals	453	855	53.0	5,267	24	30	

5. CHRIS MASSON							4,757
Year	Cpl.	Att.	Pct.	Yds	TD	INT	
2008	6	9	66.7	72	1	2	
2009	222	373	59.5	2,406	10	8	
2010	148	280	52.9	1,842	11	6	
2011	45	82	54.9	437	2	4	
Totals	421	744	56.6	4,757	24	20	

6. ROY HENRY							4,656
Year	Cpl.	Att.	Pct.	Yds	TD	INT	
1975	69	146	47.3	1,135	8	7	
1976	127	258	49.2	1,709	18	14	
1977	129	275	46.9	1,812	14	13	
Totals	325	679	47.9	4,656	40	34	

7. MICHAEL DESORMEAUX							3,893
Year	Cpl.	Att.	Pct.	Yds	TD	INT	
2005	62	117	53.0	597	0	5	
2006	2	9	22.2	15	0	0	
2007	133	242	55.0	1,405	10	10	
2008	155	247	62.8	1,876	13	11	
Totals	352	615	57.4	3,893	23	26	

8. BLAINE GAUTIER							3,627
Year	Cpl.	Att.	Pct.	Yds	TD	INT	
2009	9	17	52.9	119	1	0	
2010	45	89	50.6	550	3	6	
2011	216	344	62.8	2,958	23	6	
Totals	270	450	60.0	3,627	27	12	

9. DON WALLACE							2,701
Year	Cpl.	Att.	Pct.	Yds	TD	INT	
1981	16	28	57.1	234	1	1	
1982	63	132	47.7	830	6	11	
1983	32	65	49.2	510	3	7	
1984	88	167	52.7	1,127	5	8	
Totals	199	392	50.8	2,701	15	27	

10. DWIGHT PRUDHOMME							2,298
Year	Cpl.	Att.	Pct.	Yds	TD	INT	
1979	46	121	38.0	594	2	13	
1980	13	24	54.2	158	1	1	
1981	22	50	44.0	226	1	3	
1982	94	191	49.2	1,320	11	11	
Totals	175	386	45.3	2,298	15	28	

ANNUAL YARDAGE LEADERS

Year	Player	Att	Cpl	Yds	TD
2011	Blaine Gautier	344	216	2,958	23
2010	Chris Masson	280	148	1,842	11
2009	Chris Masson	373	222	2,406	10
2008	Michael Desormeaux	247	155	1,876	13
2007	Michael Desormeaux	242	133	1,405	10
2006	Jerry Babb	262	140	1,535	9
2005	Jerry Babb	119	74	859	3
2004	Jerry Babb	385	223	2,345	12
2003	Jerry Babb	259	146	1,502	6
2002	Jon Van Cleave	316	169	2,081	9
2001	Jon Van Cleave	407	224	2,499	14
2000	Lance Domec	139	74	806	7
1999	Derek Dyer	203	90	1,066	3
1998	Barton Folse	132	68	848	3
1997	Lance Domec	143	72	925	4
1996	Jake Delhomme	377	201	2,901	20
1995	Jake Delhomme	351	190	2,761	20
1994	Jake Delhomme	259	119	1,712	10
1993	Jake Delhomme	259	145	1,842	14
1992	Tyjuan Hayes	147	79	1,033	7
1991	Tyjuan Hayes	84	36	502	3
1990	James Freeman	209	99	1,332	5
1989	Brian Mitchell	312	143	1,966	6
1988	Brian Mitchell	273	129	1,807	8
1987	Brian Mitchell	156	72	1,100	6
1986	Richard Pannell	167	81	989	3
1985	Thomas King	250	59	658	1
1984	Don Wallace	167	88	1,127	5
1983	Donnie Schexnider	164	89	1,016	9
1982	Dwight Prudhomme	191	94	1,320	11
1981	Curt Calderera	199	98	1,426	6
1980	Phil Reynolds	277	128	1,680	13
1979	Dwight Prudhomme	121	46	594	2
1978	David Guidry	108	45	745	6
1977	Roy Henry	275	129	1,812	14
1976	Roy Henry	258	127	1,709	18
1975	Roy Henry	146	69	1,135	8
1974	Barry Pollard	163	75	848	3
1973	Kenneth Boynick	139	47	640	1
1972	Mark Speyrer	104	39	686	5
1971	Robbie Juul	91	37	608	5
1970	George Coussan	160	78	1,408	9
1969	George Roussel	153	71	1,013	6
1968	George Roussel	164	74	1,163	8
1967	Mickey Bergeron	87	40	397	2
1966	Mickey Bergeron	92	44	624	5
1965	O'Neal Weber	82	41	707	10
1964	O'Neal Weber	52	22	310	3
1963	O'Neal Weber	17	8	127	0
1962	Lindsey Landry	55	16	300	1
1961	Olie Cordill	122	45	466	5
1960	Danny Bridges	105	44	592	6
1959	Joe Calloway	57	18	402	2
1958	John Arms	87	35	483	1
1957	NOT AVAILABLE				
1956	Jerry Lewis	149	73	994	11
1955	Sid White	59	28	370	4
1954	Sid White	57	30	437	3
1953	Sid White	75	31	401	4
1952	Allen Meyers	116	61	838	11
1951	Jack Herron	148	62	963	12
1950	E.J. Lewis	96	33	643	8
1949	L.J. Marcello	54	22	389	4

Did you kneaux?

Jake Delhomme, who entered his first game at halftime, went on to start 43 consecutive games to end his career. Delhomme held the State of Louisiana record for career passing yards (9,216) in 1996, which also ranked 22nd in the NCAA record books at that time. His 64 career touchdown passes ranked 25th in the NCAA in 1996.

TOTAL OFFENSE

TEAM RECORDS

Most team records available since 1949

Most Rushing and Passing Plays

Game: 99 at Middle Tennessee [2003]

Season: 856 [1995]

Most Rushing and Passing Yards

Game: 728 at La.-Monroe [2008]

Season: 5,390 [2008]

Most First Downs

Game: 33 vs. New Mexico State [1995];
vs. Arkansas State [1996]; at Middle Tenn. [2003]

Season: 256 [1995]

Most First Downs Rushing

Game: 23 at Tulane [1986]

Season: 149 [2007]

Most First Downs Passing

Game: 22 at Middle Tennessee [2003]

Season: 139 [1995]

Most First Downs by Penalty

Game: 9 vs. Louisiana Tech [1989]

Season: 25 [1996]

INDIVIDUAL RECORDS

Most individual records available since 1949

Most Rushing and Passing Plays

Game: 70 by Jon Van Cleave at North Texas [2001]

Half: 36 by Roy Henry (1st) vs. Southern Illinois [1977];
Jon Van Cleave (1st) at North Texas [2001]

Quarter: 24 by Roy Henry (2nd) vs. Southern Illinois [1977]

Season: 549 by Brian Mitchell [1989]

Career: 1,512 by Brian Mitchell [1986-89]

Most Rushing and Passing Yards

Game: 476 by Brian Mitchell vs. Colorado State [1987];
Eric Rekieta vs. ULM [2003]

Season: 3,227 by Brian Mitchell [1989]

Career: 8,876 by Jake Delhomme [1993-96]

Most Yards Per Game

Season: 298.0 by Brian Mitchell [1989]
[3,277 yards in 11 games]

Career: 204.2 by Brian Mitchell [1986-89]
[8,782 yards in 43 games]

Most 200-Yard Games

Season: 10 by Brian Mitchell [1989]; Jerry Babb [2004]

Career: 26 by Brian Mitchell [1986-89]

Most Consecutive 200-Yard Games

Season: 10 by Brian Mitchell [1989]

Overall: 11 by Jerry Babb [2003-04]


Most 300-Yard Games

Season: 6 by Brian Mitchell [1989]

Career: 9 by Brian Mitchell [1986-89]

100 YARDS RUSHING AND PASSING IN SAME GAME

Total	Rush	Pass	Player
476	271	205	Brian Mitchell (11/21/87)
447	134	313	Brian Mitchell (10/21/89)
403	150	253	Michael Desormeaux (9/20/08)
387	232	155	Brian Mitchell (11/18/89)
376	214	162	Brian Mitchell (11/11/89)
340	123	217	Michael Desormeaux (10/11/08)
335	101	234	Michael Desormeaux (9/8/07)
335	193	142	Brian Mitchell (9/30/89)
327	175	152	Michael Desormeaux (11/10/07)
321	149	172	Michael Desormeaux (10/4/08)
321	139	182	Brian Mitchell (10/29/88)
317	159	158	Michael Desormeaux (9/22/07)
299	100	199	George Roussel (11/8/69)
298	112	186	Blaine Gautier (11/20/10)
267	103	164	Brian Mitchell (10/7/89)
266	145	121	Michael Desormeaux (10/20/07)
264	150	114	Michael Desormeaux (10/6/07)
258	116	142	Brian Mitchell (10/15/88)
257	114	143	Brian Mitchell (9/23/89)
242	133	109	Jerry Babb (11/5/05)
240	121	119	Brian Mitchell (11/7/87)
229	101	128	Jerry Babb (9/18/04)
224	100	124	Brian Mitchell (10/24/87)
205	102	103	Richard Pannell (10/11/86)



Jerry Babb

Total Offense Top Five

GAME

Plays	Player	Date
1. 70	Jon Van Cleave	[11/10/01]
2. 66	Jerry Babb	[11/15/03]
3. 64	George Coussan	[11/7/70]
4. 63	Jerry Babb	[9/11/04]
5. 62	Brian Mitchell	[11/18/89]

Total Yards

1. 492	Blaine Gautier	[12/17/11]
2. 476	Brian Mitchell	[11/21/87]
476	Eric Rekieta	[10/11/03]
4. 474	Jerry Babb	[11/15/04]
5. 431	Jon Van Cleave	[10/20/01]
5. 430	Blaine Gautier	[10/22/11]

SEASON

Plays	Player	Year
1. 549	Brian Mitchell	[1989]
2. 486	Jerry Babb	[2004]
3. 465	Jon Van Cleave	[2001]
4. 462	Blaine Gautier	[2011]
5. 453	Brian Mitchell	[1988]

Total Yards

1. 3,444	Blaine Gautier	[2011]
2. 3,227	Brian Mitchell	[1989]
3. 2,911	Michael Desormeaux	[2008]
4. 2,843	Jerry Babb	[2004]
5. 2,822	Jake Delhomme	[1996]

CAREER

Plays	Player	Year
1. 1,521	Brian Mitchell	[1986-89]
2. 1,476	Jake Delhomme	[1993-96]
3. 1,363	Jerry Babb	[2003-06]
4. 1,058	Michael Desormeaux	[2005-08]
5. 995	Jon Van Cleave	[2000-02]


Total Yards

1. 8,876	Jake Delhomme	[1993-96]
2. 8,782	Brian Mitchell	[1986-89]
3. 7,730	Jerry Babb	[2003-06]
4. 6,736	Michael Desormeaux	[2005-08]
5. 5,175	Jon Van Cleave	[2000-02]

did you KNEAUX?

Only six players in school history have amassed more than 3,000 career all-purpose yards.

Yards	Player	Rush	Receive	Return
5,231	Tyrell Fenroy (2005-08)	4,646	585	0
3,789	Brandon Stokely (1995-98)	59	3,702	28
3,502	Jason Chery (2005-08)	521	1,374	1,607
3,335	Brian Mitchell (1986-89)	3,335	0	0
3,276	Wayde Butler (1989-92)	330	2,076	873
3,040	Joe Redding (1985-88)	161	237	2,642



Jake Delhomme

TOP CAREER PERFORMERS

1. JAKE DELHOMME					8,876
Year	Plays	Rush	Pass	Total	
1993	317	-81	1,842	1,761	
1994	322	-188	1,712	1,524	
1995	402	8	2,761	2,769	
1996	435	-79	2,901	2,822	
Totals	1,476	-340	9,216	8,876	

2. BRIAN MITCHELL					8,782
Year	Plays	Rush	Pass	Total	
1986	213	514	574	1,088	
1987	306	767	1,100	1,867	
1988	453	743	1,807	2,550	
1989	549	1,311	1,996	3,227	
Totals	1,521	3,335	5,447	8,782	

3. JERRY BABB					7,730
Year	Plays	Rush	Pass	Total	
2003	327	232	1,502	1,734	
2004	486	498	2,345	2,843	
2005	184	400	859	1,259	
2006	366	359	1,535	1,894	
Totals	1,363	1,489	6,241	7,730	

4. MICHAEL DESORMEAUX					6,736
Year	Plays	Rush	Pass	Total	
2005	204	487	597	1,084	
2006	33	180	15	195	
2007	430	1,141	1,405	2,546	
2008	391	1,035	1,876	2,911	
Totals	1,058	2,843	3,893	6,736	

5. JON VAN CLEAVE					5,269
Year	Plays	Rush	Pass	Total	
2000	150	-41	806	765	
2001	465	-26	2,499	2,473	
2002	380	-50	2,081	2,031	
Totals	995	-117	5,386	5,269	

6. CHRIS MASSON					4,975
Year	Plays	Rush	Pass	Total	
2008	16	24	72	96	
2009	435	192	2,406	2,598	
2010	327	24	1,842	1,866	
2011	99	-22	437	415	
Totals	877	218	4,757	4,975	

7. ROY HENRY					4,793
Year	Plays	Rush	Pass	Total	
1975	230	308	1,135	1,443	
1976	320	-34	1,709	1,675	
1977	327	-137	1,812	1,675	
Totals	877	137	4,656	4,793	

8. TYRELL FENROY					4,646
Year	Plays	Rush	Pass	Total	
2005	179	1,053	0	1,053	
2006	223	1,197	0	1,197	
2007	180	1,021	0	1,021	
2008	226	1,375	0	1,375	
Totals	808	4,646	0	4,646	

9. BLAINE GAUTIER					4,417
Year	Plays	Rush	Pass	Total	
2009	31	24	119	143	
2010	166	280	550	830	
2011	461	486	2,958	3,444	
Totals	658	790	3,627	4,417	

9. DON WALLACE					3,400
Year	Plays	Rush	Pass	Total	
1981	62	155	234	389	
1982	246	214	830	1,044	
1983	81	146	510	656	
1984	283	184	1,127	1,311	
Totals	672	699	2,701	3,400	

ANNUAL YARDAGE LEADERS

Year	Player	Plays	Yds	Avg
2011	Blaine Gautier	462	3,444	264.9
2010	Chris Masson	327	1,866	207.3
2009	Chris Masson	435	2,598	216.5
2008	Michael Desormeaux	391	2,911	264.6
2007	Michael Desormeaux	430	2,546	231.5
2006	Jerry Babb	366	1,894	157.8
2005	Jerry Babb	184	1,259	157.4
2004	Jerry Babb	486	2,345	258.5
2003	Jerry Babb	327	1,734	157.6
2002	Jon Van Cleave	380	2,031	184.6
2001	Jon Van Cleave	465	2,473	224.8
2000	Lance Domec	154	765	86.0
1999	Derek Dyer	311	1,307	130.7
1998	Barton Folse	188	819	117.0
1997	Lance Domec	177	902	100.2
1996	Jake Delhomme	435	2,822	256.5
1995	Jake Delhomme	402	2,769	251.7
1994	Jake Delhomme	322	1,524	138.5
1993	Jake Delhomme	317	1,761	160.1
1992	Tyjuan Hayes	225	1,093	121.4
1991	Tyjuan Hayes	203	947	118.4
1990	James Freeman	371	1,628	148.0
1989	Brian Mitchell	549	3,277	297.9
1988	Brian Mitchell	453	2,550	231.8
1987	Brian Mitchell	306	1,867	186.7
1986	Richard Pannell	258	1,215	135.0
1985	Thomas King	252	735	66.8
1984	Don Wallace	283	1,311	131.1
1983	Donnie Schexnider	262	1,327	132.7
1982	Dwight Prudhomme	218	1,442	131.1
1981	Curt Calderera	259	1,423	142.3
1980	Phil Reynolds	367	1,852	168.4
1979	Rodney Smith	190	857	77.9
1978	David Guidry	172	831	75.6
1977	Roy Henry	327	1,675	139.6
1976	Roy Henry	320	1,675	152.3
1975	Roy Henry	230	1,443	144.3
1974	Barry Pollard	249	998	90.7
1973	Kenneth Boynick	210	619	61.9
1972	Mark Speyrer	185	1,026	93.2
1971	Robbie Juul	191	1,000	100.0
1970	George Coussan	215	1,471	133.7
1969	George Roussel	268	1,055	132.0
1968	George Roussel	318	1,481	148.1
1967	Mickey Bergeron	169	543	60.3
1966	Mickey Bergeron	204	725	72.5
1965	O'Neal Weber	162	784	87.1
1964	O'Neal Weber	121	600	66.7
1963	Bill Bayard	120	400	44.4
1962	Lindsey Landry	159	639	63.9
1961	Olie Cordill	171	578	57.8
1960	Danny Bridges	138	478	47.8
1959	Steve Gossen	82	455	50.6
1958	Steve Gossen	172	631	70.1
1957	Not Available			
1956	Jerry Lewis	160	956	95.6
1955	Louis Roth	61	607	67.4
1954	Louis Roth	79	500	55.5
1953	Billy Higginbotham	118	660	60.0
1952	Charles Copes	161	837	93.0
1951	Jack Herron	203	998	99.8
1950	E.J. Lewis	144	690	76.7
1949	George Crowson	105	544	60.4
	Gerry Hodges	108	544	60.4



Brian Mitchell



Jerry Babb

Did you know?

Brian Mitchell was the first player in NCAA history with 5,000 yards passing and 3,000 yards rushing in a career. Tyrell Fenroy is the only non-QB among the Cajuns leaders in total offense. He became just the 7th player in NCAA history with four consecutive 1,000-yard rushing seasons en route to a career total of 4,646 rushing yards. Jerry Babb and Jake Delhomme are the only players to lead the Cajuns in total offense four consecutive seasons.

RECEIVING

INDIVIDUAL RECORDS

Most individual records available since 1949

Most Receptions

WR Game: 14 (123) by Nick Dugas at Arkansas St. [2001]
RB Game: 9 (65) by Ivan Taylor at North Texas [2001]
Half: 9 by Brandon Stokley (2nd) vs. La. Tech [1995]
Quarter: 6 by Donald Richard (3rd) at Tulane [1995];
 Brandon Stokely (1st) vs. Southern Miss [1995]
WR Season: 81 (1,160) by Brandon Stokley [1996]
RB Season: 43 (398) by Wayde Butler [1990]
WR Career: 241 (3,702) by Brandon Stokley [1995-98]
RB Career: 84 (914) by Wayde Butler [1989-90]

Most Yards Gained

WR Game: 220 (8) by Willie Culpepper at McNeese [1986]
RB Game: 103 (4) by Jim Kemp vs Arkansas State [1968]
WR Season: 1,173 (65) by Brandon Stokley [1998]
RB Season: 516 (41) by Wayde Butler [1989]
WR Career: 3,702 (241) by Brandon Stokley [1995-98]
RB Career: 914 (84) by Wayde Butler [1989-90]

Most Touchdowns

Game: 3, five times
 last by Jason Chery at North Texas [2008]
Season: 10 by Dave Oliver [1976];
 Donald Richard [1996]
Career: 25 by Brandon Stokley [1995-98]

Most 100-Yard Games

Season: 7 by Brandon Stokley [1995]
Career: 18 by Brandon Stokley [1995-98]

Most Receptions by Running Back

Game

1. 9 (65)	Ivan Taylor	[11/10/01]
2. 8 (70)	Wayde Butler	[11/18/89]
8 (74)	Karl Bernard	[9/13/86]
8 (36)	Marlin Miller	[11/7/09]

Season

1. 43 (398)	Wayde Butler	[1990]
2. 41 (516)	Wayde Butler	[1989]
3. 29 (421)	Karl Bernard	[1986]

Career

1. 84 (914)	Wayde Butler	[1989-90]
2. 60 (585)	Tyrell Fenroy	[2005-08]
60 (497)	Dwayne Williams	[1983-86]

Longest Receptions

95 Harold Porter from Randy Fontenot vs. Chattanooga, 1974 (TD)
 92 Troy Tauriac from Brian Mitchell vs. Central Michigan, 1989 (TD)
 91 Ladarius Green from Brad McGuire vs. Troy, 2009 (TD)
 86 Clarence Verdin from Don Wallace vs. Rice, 1983 (TD)
 86 Dave Oliver from Roy Henry at Cincinnati, 1975 (TD)
 84 Clarence Verdin from Dwight Prudhomme at Texas-Arlington, 1982 (TD)
 83 Rodney Smith from David Guidry vs. Lamar, 1978 (TD)
 82 Richie Falgout from Michael Desormeaux vs. FIU, 2008
 82 Aaron Spikes from Chris Masson vs. North Texas, 2010

100-YARD RECEIVING DUOS

Season/Opponent	Receivers (Yards)
1995 at Tulane	Brandon Stokley (113) Donald Richard (102)
1995 vs. Louisiana Tech	Brandon Stokley (147) Donald Richard (117)
1996 vs. Northern Illinois	Brandon Stokley (139) Donald Richard (102)
2000 vs. Tulane	Andre George (147) Marcus Wilridge (104)
2001 at Idaho	Nick Dugas (123) Fred Stamps (110)
2002 at Middle Tennessee	Andre George (148) Fred Stamps (134)
2003 vs. ULM	Fred Stamps (198) Bill Sampy (102)
2009 vs. Troy	Luke Aubrey (TE) (130) Ladarius Green (TE) (119)
2010 at Ohio	Daryl Surgent (WR) (110) Ladarius Green (TE) (107)
2011 at Western Kentucky	Harry Peoples (140) Javone Lawson (102)
2011 vs. La.-Monroe	Ladarius Green (TE) (136) Javone Lawson (WR) (110)
2011 vs. San Diego State	Javone Lawson (WR) (193) Ladarius Green (TE) (121)



Brandon Stokley

Receiving Top Five

GAME

Receptions	Player	Date
1. 14	Nick Dugas	[10/13/01]
2. 13	Ladarius Green	[11/5/11]
13	Fred Stamps	[11/15/03]
4. 12	Harry Peoples	[10/1/11]
12	Brandon Stokley	[11/4/95]

Receiving Yards

1. 220	Willie Culpepper	[11/15/86]
2. 201	Fred Stamps	[11/15/03]
3. 198	Fred Stamps	[10/11/03]
4. 193	Javone Lawson	[12/17/11]
5. 190	Brandon Stokley	[9/28/96]

Touchdowns

1. 3	Jason Chery	[10/11/08]
3	Fred Stamps	[11/15/03]
3	Brandon Stokley	[10/31/98]
3	Marcus Carter	[10/9/93]
3	Calvin Jones	[10/8/77]

SEASON

Receptions	Player	Year
1. 81	Brandon Stokley	[1996]
2. 75	Brandon Stokley	[1995]
3. 65	Brandon Stokley	[1998]
4. 63	Javone Lawson	[2011]
5. 62	Fred Stamps	[2003]

Receiving Yards

1. 1,173	Brandon Stokley	[1998]
2. 1,160	Brandon Stokley	[1996]
3. 1,121	Brandon Stokley	[1995]
4. 1,092	Javone Lawson	[2011]
5. 1,002	Fred Stamps	[2002]

Touchdowns

1. 10	Donald Richard	[1996]
10	Dave Oliver	[1976]
3. 9	Brandon Stokley	[1995]
9	Charles Gaudin	[1951]
5. 8	Javone Lawson	[2011]
8	Ladarius Green	[2011]
8	Fred Stamps	[2002]
8	Brandon Stokley	[1998]

CAREER

Receptions	Player	Year
1. 241	Brandon Stokley	[1995-98]
2. 180	Fred Stamps	[2000-03]
3. 172	Wayde Butler	[1989-92]
4. 155	Bill Sampy	[2002-05]
5. 149	Ladarius Green	[2008-11]

Receiving Yards

1. 3,702	Brandon Stokley	[1995-98]
2. 2,789	Fred Stamps	[2000-03]
3. 2,326	Donald Richard	[1993-96]
5. 2,201	Ladarius Green	[2008-11]
4. 2,076	Wayde Butler	[1989-92]

Touchdowns

1. 25	Brandon Stokley	[1995-98]
2. 22	Ladarius Green	[2008-11]
3. 20	Donald Richard	[1993-96]
4. 19	Fred Stamps	[2000-03]
5. 14	John Falgout	[1949-52]





Brandon Stokley

TOP CAREER PERFORMERS

1. BRANDON STOKLEY 3,702					
Year	Rec.	Yards	Avg.	TD	Long
1995	75	1,121	14.9	9	52
1996	81	1,160	14.3	7	78
1997	20	248	12.4	1	35
1998	65	1,173	18.0	8	77
Totals	241	3,702	15.4	25	78

2. FRED STAMPS 2,789					
Year	Rec.	Yards	Avg.	TD	Long
2000	21	151	7.2	0	17
2001	43	663	15.4	4	48
2002	54	1,002	18.6	8	78
2003	62	973	15.7	7	64
Totals	180	2,789	15.5	19	78

3. DONALD RICHARD 2,326					
Year	Rec.	Yards	Avg.	TD	Long
1993	0	0	0	0	0
1994	41	723	17.6	5	63
1995	38	777	20.4	5	62
1996	45	876	14.8	10	70
Totals	124	2,326	18.8	20	70

4. LADARIUS GREEN 2,201					
Year	Rec.	Yards	Avg.	TD	Long
2008	22	268	12.2	5	55
2009	32	533	16.7	2	91
2010	44	794	18.0	7	63
2011	51	606	11.9	8	44
Totals	149	2,201	14.8	22	91

5. WAYDE BUTLER 2,076					
Year	Rec.	Yards	Avg.	TD	Long
1989	41	516	12.6	1	30
1990	43	398	9.3	0	31
1991	38	491	12.9	3	64
1992	50	671	13.4	4	61
Totals	172	2,076	12.1	8	64

6. BILL SAMPY 1,988					
Year	Rec.	Yards	Avg.	TD	Long
2002	39	486	12.5	3	43
2003	30	327	10.9	0	50
2004	57	776	13.6	6	59
2005	29	399	13.8	0	44
Totals	155	1,988	12.8	9	59

7. WILLIE CULPEPPER 1,967					
Year	Rec.	Yards	Avg.	TD	Long
1985	9	127	14.1	1	19
1986	30	651	21.7	4	67
1987	31	586	18.9	3	55
1988	34	603	17.7	3	60
Totals	104	1,967	18.9	11	67

8. DERRICK SMITH 1,478					
Year	Rec.	Yards	Avg.	TD	Long
2005	22	250	11.4	2	30
2006	41	551	13.4	1	51
2007	35	583	16.7	3	53
2008	6	94	15.7	0	30
Totals	104	1,478	14.2	6	53

9. JAVONE LAWSON 1,487					
Year	Rec.	Yards	Avg.	TD	Long
2009	12	124	10.3	1	22
2010	19	271	14.3	1	60
2011	63	1,092	17.3	8	60
Totals	94	1,487	15.8	10	60

9. ANDRE GEORGE 1,425					
Year	Rec.	Yards	Avg.	TD	Long
1999	12	123	10.3	0	24
2000	24	404	16.8	2	76
2001	24	267	11.1	3	53
2002	49	531	10.8	2	75
Totals	109	1,425	13.1	7	76

ANNUAL YARDAGE LEADERS

Year	Player	Rec	Yds	Avg	TD
2011	Javone Lawson	63	1,092	17.3	8
2010	Ladarius Green	44	794	18.0	7
2009	Ladarius Green	32	533	16.7	2
2008	Jason Chery	46	656	14.3	7
2007	Derrick Smith	35	583	16.7	3
2006	Derrick Smith	41	551	13.4	1
2005	Bill Sampy	29	399	13.8	0
2004	Bill Sampy	57	776	13.6	6
2003	Fred Stamps	62	973	15.7	7
2002	Fred Stamps	54	1,002	18.6	8
2001	Nick Dugas	60	616	10.3	3
2000	Marcus Wilridge	38	524	13.8	3
1999	Marcus Wilridge	37	504	13.6	2
1998	Brandon Stokley	65	1,173	18.0	8
1997	Franco Smith	28	404	14.4	2
1996	Brandon Stokley	81	1,160	14.3	7
1995	Brandon Stokley	75	1,121	14.9	9
1994	Donald Richard	41	723	17.6	5
1993	Marcus Carter	53	801	15.1	5
1992	Wayde Butler	50	671	13.4	4
1991	Wayde Butler	38	491	12.9	3
1990	Wayde Butler	43	398	9.3	0
1989	Quent McCollum	43	670	15.6	1
1988	Willie Culpepper	34	603	17.7	3
1987	Willie Culpepper	31	586	18.9	3
1986	Willie Culpepper	30	651	21.7	4
1985	Pierre Perkins	13	153	11.8	0
1984	Pierre Perkins	26	508	19.5	2
1983	Clarence Verdin	30	396	13.2	0
1982	Clarence Verdin	20	466	23.3	5
1981	Claude Charles	21	424	20.2	5
1980	Curtis Calhoun	32	443	13.8	2
1979	Curtis Calhoun	18	202	11.2	2
1978	Rodney Smith	19	424	22.8	2
1977	David Gray	30	582	19.4	3
1976	Dave Oliver	59	876	14.8	10
1975	Dave Oliver	28	475	17.0	2
1974	Ulysses Abadie	25	366	14.6	1
1973	Cleo Samuels	8	229	28.6	0
1972	Davy Abel	15	204	13.6	2
1971	Cleo Samuels	11	292	26.6	1
1970	Tom Hauser	21	470	22.4	3
1969	Baron Babineaux	25	358	14.3	2
1968	Mickey Bergeron	17	302	17.8	2
1967	Kent Finley	9	203	22.6	3
1966	Leonard Kleinpeter	18	457	25.4	6
1965	Leonard Kleinpeter	13	405	31.2	6
1964	Gerald Landry	10	156	15.6	3
1963	Lonny Price	10	135	13.5	0
1962	Jim McNutt	7	119	17.0	0
1961	Bob Verlander	13	206	15.8	3
1960	Bob Verlander	17	263	15.4	4
1959	Dave Cavalier	6	71	11.8	0
1958	Wayne Ruff	5	116	23.2	1
1957	NOT AVAILABLE				
1956	Ronnie Crochet	25	366	14.6	3
1955	Herbert Fondren	10	160	16.0	1
1954	Louis Roth	8	212	26.5	3
1953	Herbert Fondren	11	305	27.7	4
1952	John Falgout	31	466	16.0	7
1951	Charles Gaudin	21	488	23.2	9
1950	John Falgout	10	241	24.1	2
1949	Lou Gaudet	15	264	17.6	2

Did you kneaux?

Brandon Stokley was the first player in NCAA history to average at least 100 yards receiving per game in a career.

SCORING

TEAM RECORDS

Most team records available since 1949

Most Points Scored

Game: 107 vs. Patterson [1918]
Modern Record: 59 at North Texas [2008]
Season: 397 (33.1ppg) [2008]

Most Touchdowns Scored

Game: 10 vs. Troy [1946]
Modern Record: 8, vs. UAB [1995];
at North Texas [2008]
Season: 54 [2008]

Most Field Goals Made

Game: 5 vs. San Jose State [1974]; Central Michigan [1989]
Season: 19 [1977]

Most Field Goals Attempted

Game: 6 vs. San Jose State [1974]; Central Michigan [1989]
Season: 26 [1974]

Most Extra Points Made

Game: 8 (8 attempts) vs. UAB [1995]; at North Texas [2008]
Season: 50 (53 attempts) [2008]

Most Extra Points Attempted

Game: 10 (made 4) vs. Troy [1946]
Season: 53 (made 50) [2008]

INDIVIDUAL RECORDS

Most individual records available since 1949

Most Touchdowns Scored

Game: 5 by Jason Chery at North Texas [2008];
Brian Mitchell vs. Lamar [1989];
Jim Barton vs. Delta State [1968]
Season: 19 by Tyrell Fenroy [2008]; Brian Mitchell [1989]
Career: 49 by Tyrell Fenroy [2005-08]

Most Extra Points Attempted

Game: 10 by Al Hattberg vs. Troy [1946]
Season: 52 by Drew Edmiston [2008]
Career: 114 by Drew Edmiston [2006-08]

Most Extra Points Made

Game: 8 by Drew Edmiston at North Texas [2008];
Mike Shafer vs. UAB [1995]
Season: 50 by Drew Edmiston [2008]
Career: 108 by Drew Edmiston [2006-08]

Most Field Goals Attempted

Game: 6 by Rafael Septien vs. San Jose State [1974];
Mike Lemoine vs. Central Michigan [1989]
Season: 26 by Rafael Septien [1974]
Career: 78 by Patrick Broussard [1984-87]

Most Field Goals Made

Game: 5 by Rafael Septien vs. San Jose State [1974];
Mike Lemoine vs. Central Michigan [1989]
Season: 19 by John Roveto [1977]
Career: 45 by John Roveto [1977-79]

Most Points Scored

Game: 30 by Jason Chery at North Texas [2008];
Brian Mitchell vs. Lamar [1989];
Jim Barton vs. Delta State [1968]
Season: 114 by Tyrell Fenroy [2008]; Brian Mitchell [1989]
Career: 294 by Tyrell Fenroy [2005-08]

Most Points Scored by Kicking


Game: 16 (5fg) by Rafael Septien vs. San Jose State [1974];
Mike Lemoine vs. Central Michigan [1989]
Season: 92 (16 fg, 44 pat) by Brett Baer [2011]
Career: 229 (42 fg, 103 pat) by Sean Comiskey [2002-05]

Most 50-Yard Field Goals

Game: 2 by Rafael Septien vs. Lamar [1974];
Rafael Septien vs. Arkansas State [1976];
Mike Shafer vs. New Mexico State [1995]
Season: 4 by Rafael Septien [1974]
Career: 9 by Rafael Septien [1974-76]

ALL-TIME 50-YARD FIELD GOALS

- 57 Rafael Septien vs. Lamar, 1974
- 55 Rafael Septien vs. Arkansas State, 1976
- 55 Rafael Septien vs. Texas-Arlington, 1975
- 53 Mike Shafer vs. New Mexico State, 1995
- 53 Patrick Broussard vs. Idaho State, 1985
- 53 Rafael Septien vs. Arkansas State, 1976
- 52 Mike Shafer vs. New Mexico State, 1995
- 52 Mike Shafer at Southern Miss, 1994
- 52 John Roveto at Northwestern State, 1978
- 52 Rafael Septien vs. Arkansas State, 1976
- 52 Rafael Septien at Cincinnati, 1975
- 52 Rafael Septien vs. Southern Illinois, 1975
- 52 Rafael Septien vs. Lamar, 1974
- 51 Drew Edmiston at Houston, 2006
- 50 Brett Baer vs. San Diego State, 2011
- 50 Sean Comiskey at ULM, 2002
- 50 Richie Cunningham at Southern Illinois, 1991
- 50 Mike Lemoine at Southern Miss, 1989
- 50 Patrick Broussard at Wichita State, 1985
- 50 Rafael Septien at Tulane, 1974



John Roveto

Scoring Top Five

GAME

Points	Player	Date
1. 30	Jason Chery	[10/11/08]
30	Brian Mitchell	[11/11/89]
30	Jim Barton	[10/19/68]
4. 24	Jerome Coleman	[10/20/01]
24	Brian Mitchell (Three Times)	[11/18/89; 9/24/88; 11/21/87]
24	David Foret	[10/17/81]
24	Mark Speyrer	[10/7/72]

Touchdowns

1. 5	Jason Chery	[10/11/08]
5	Brian Mitchell	[11/11/89]
5	Jim Barton	[10/19/68]
4. 4	Jerome Coleman	[10/20/01]
4	Brian Mitchell (Three Times)	[11/18/89; 9/24/88; 11/21/87]
4	David Foret	[10/17/81]
4	Mark Speyrer	[10/7/72]

Extra Points

1. 8	Drew Edmiston	[10/11/08]
8	Mike Shafer	[9/9/95]
3. 7	Drew Edmiston	[11/1/08]
7	Sean Comiskey	[11/26/05]
7	Jonathon Knott	[10/20/01]

Field Goals

1. 5	Mike Lemoine	[9/9/89]
5	Rafael Septien	[10/5/74]

SEASON

Total Points	Player	Year
1. 114	Tyrell Fenroy	[2008]
114	Brian Mitchell	[1989]
3. 100	Brett Baer	[2011]
4. 93	Keener Cagle	[1925]
5. 92	Brian Mitchell	[1988]

Touchdowns

1. 19	Tyrell Fenroy	[2008]
19	Brian Mitchell	[1989]
3. 15	Brian Mitchell	[1988]
4. 14	Marcus Prier	[1995]
5. 13	Jim Barton	[1968]

Extra Points

1. 50	Drew Edmiston	[2008]
2. 46	Brett Baer	[2011]
3. 32	Mike Shafer	[1995]
32	Jeremy Deach	[1996]
5. 31	Sean Comiskey	[2005]
31	Drew Edmiston	[2007]

Field Goals

1. 19	John Roveto	[1977]
2. 18	Brett Baer	[2011]
3. 15	Rafael Septien	[1974]
4. 14	Sean Comiskey	[2004]
14	Mike Shafer	[1994]
14	John Roveto	[1978]

CAREER

Total Points	Player	Years
1. 294	Tyrell Fenroy	[2005-08]
2. 286	Brian Mitchell	[1986-89]
3. 235	Keener Cagle	[1923-25]
4. 229	Sean Comiskey	[2002-05]
5. 208	Patrick Broussard	[1984-87]

Touchdowns

1. 49	Tyrell Fenroy	[2005-08]
2. 47	Brian Mitchell	[1986-89]
3. 30	Tyrell Fenroy	[2005-07]
4. 28	Kenyon Cotton	[1993-96]
5. 27	Keener Cagle	[1923-25]

Extra Points

1. 108	Drew Edmiston	[2006-08]
2. 103	Sean Comiskey	[2002-05]
3. 78	Mike Shafer	[1993-95]
78	Mike Lemoine	[1988-90]
78	Roy Pendergraft	[1967-70]

Field Goals

1. 45	John Roveto	[1977-79]
2. 44	Patrick Broussard	[1984-87]
3. 42	Sean Comiskey	[2002-05]
4. 38	Mike Lemoine	[1988-90]
5. 35	Mike Shafer	[1993-95]

Most Consecutive Field Goals Made

14 by Mike Shafer [1994]

Most Consecutive Extra Points Made

55 by Mike Lemoine [1988-90]

Longest Field Goal Made (Home)

57 by Rafael Septien vs. Lamar [1974]

Longest Field Goal Made (Away)

52 by Mike Shafer at Southern Miss [1994]
John Roveto at Northwestern State [1978]
Rafael Septien at Cincinnati [1975]



Tyrell Fenroy

TOP CAREER PERFORMERS

1. TYRELL FENROY 294					
Year	TD	PAT1	PAT2	FG	PTS
2005	12	0	0	0	72
2006	11	0	0	0	66
2007	7	0	0	0	42
2008	19	0	0	0	114
Totals	49	0	0	0	294

2. BRIAN MITCHELL 286					
Year	TD	PAT1	PAT2	FG	PTS
1986	4	0	1	0	26
1987	9	0	0	0	54
1988	15	0	1	0	92
1989	19	0	0	0	114
Totals	47	0	2	0	286

3. CHRISTIAN "KEENER" CAGLE 235					
Year	TD	PAT1	PAT2	FG	PTS
1923	8	6	0	0	66
1924	7	16	0	0	76
1925	11	9	0	3	93
Totals	26	31	2	3	235

4. SEAN COMISKEY 229					
Year	TD	PAT1	PAT2	FG	PTS
2002	0	20	0	9	47
2003	0	28	0	12	64
2004	0	24	0	14	66
2005	0	31	0	7	52
Totals	0	103	0	42	229

5. PATRICK BROUSSARD 208					
Year	TD	PAT1	PAT2	FG	PTS
1984	0	23	0	10	53
1985	0	13	0	11	46
1986	0	22	0	12	58
1987	0	18	0	11	51
Totals	0	76	0	44	208

6t. DREW EDMISTON 192					
Year	TD	PAT1	PAT2	FG	PTS
2006	0	27	0	11	60
2007	0	31	0	10	61
2008	0	50	0	7	71
Totals	0	108	0	28	192

6t. MIKE LEMOINE 192					
Year	TD	PAT1	PAT2	FG	PTS
1988	0	30	0	13	69
1989	0	27	0	12	63
1990	0	21	0	13	60
Totals	0	78	0	38	192

8. MIKE SHAFER 183					
Year	TD	PAT1	PAT2	FG	PTS
1993	0	27	0	12	63
1994	0	19	0	14	61
1995	0	32	0	9	59
Totals	0	78	0	35	183

9. JOHN ROVETO 179					
Year	TD	PAT1	PAT2	FG	PTS
1977	0	24	0	19	81
1978	0	7	0	14	49
1979	0	13	0	12	49
Totals	0	44	0	45	179

10. KENYON COTTON 174					
Year	TD	PAT1	PAT2	FG	PTS
1993	3	0	0	0	18
1994	7	0	1	0	44
1995	10	0	2	0	64
1996	8	0	0	0	48
Totals	28	0	3	0	174

ANNUAL LEADERS

Year	Player	TD	PAT	FG	TP
2011	Brett Baer	0	46-50	18-20	100
2010	Aaron Spikes	8	0-0	0-0	40
2009	Tyler Albrecht	0	30-32	8-11	54
2008	Tyrell Fenroy	19	0-0	0-0	114
2007	Drew Edmiston	0	31-34	10-13	61
2006	Tyrell Fenroy	11	0-0	0-0	66
2005	Tyrell Fenroy	12	0-0	0-0	72
2004	Sean Comiskey	0	24-24	14-22	66
2003	Sean Comiskey	0	28-29	12-15	64
2002	Fred Stamps	8	0-0	0-0	48
2001	Jerome Coleman	11	0-0	0-0	66
2000	Nick Dugas	6	0-0	0-0	36
1999	Brent Bergeron	0	22-24	7-11	43
1998	Brandon Stokley	8	1-1	0-0	50
1997	Jeremy Deach	0	18-19	4-8	30
1996	Kenyon Cotton	8	0-0	0-0	48
1995	Marcus Prier	14	2-2	0-0	88
1994	Mike Shafer	0	19-20	14-14	61
1993	Mike Shafer	0	27-28	12-19	63
1992	Richie Cunningham	0	15-15	8-10	39
1991	Richie Cunningham	0	16-17	5-10	31
1990	Mike Lemoine	0	21-21	13-20	60
1989	Brian Mitchell	19	0-0	0-0	114
1988	Brian Mitchell	15	1-1	0-0	92
1987	Brian Mitchell	9	0-0	0-0	54
1986	Patrick Broussard	0	22-24	12-18	58
1985	Patrick Broussard	0	13-13	11-19	46
1984	Patrick Broussard	0	23-23	11-1	56
1983	Oscar Speer	0	18-18	8-12	42
1982	Oscar Speer	0	25-27	11-17	58
1981	David Foret	7	0-0	0-0	42
1980	Ed Blanco	5	0-0	0-0	30
	Barry Hebert	5	0-0	0-0	30
1979	John Roveto	0	13-14	12-21	49
1978	John Roveto	0	7-8	14-19	49
1977	John Roveto	0	24-25	19-25	81
1976	Dave Oliver	10	0-0	0-0	60
1975	Rafael Septien	0	27-29	8-19	51
1974	Rafael Septien	0	10-12	15-26	55
1973	Roland Surita	2	0-0	0-0	12
1972	Mark Speyrer	6	0-0	0-0	36
1971	Robbie Juul	6	0-1	0-0	36
1970	Roland Henry	9	0-0	0-0	54
1969	Jim Barton	8	0-0	0-0	48
1968	Jim Barton	13	0-0	0-0	78
1967	Roy Pendergraft	0	12-13	10-21	42
1966	Leonard Kleinpeter	6	2-2	0-0	40
1965	Leonard Kleinpeter	6	0-0	0-0	36
1964	Gerald Landry	4	11-13	6-14	53
1963	Lonny Price	5	0-0	0-0	30
1962	Lindsey Landry	9	0-1	0-0	54
1961	Bob Verlander	3	0-0	0-0	18
1960	Bob Verlander	4	1-1	0-0	26
1959	Steve Gossen	4	1-1	0-0	26
1958	Steve Gossen	2	0-0	0-0	12
	Ronnie Roberts	2	0-0	0-0	12
	Charley Wood	2	0-0	0-0	12
1957	Steve Gossen	5	0-0	0-0	30
1956	Frank Foreman	10	1-1	0-0	61
1955	Louis Roth	7	0-0	0-0	42
1954	Louis Roth	12	0-0	0-0	72
1953	Louis Roth	6	0-0	0-0	36
1952	Charles Copes	7	1-6	0-0	43
1951	Charles Gaudin	9	0-0	0-0	54
1950	George Crowson	4	14-24	0-0	38
1949	George Crowson	8	21-24	1-1	72



Brian Mitchell



Christian "Keener" Cagle

Did you kneaux?

Mike Shafer was a finalist for the Lou Groza Award in 1994 after a perfect 14-14 season kicking field goals. Christian "Keener" Cagle was featured on the Sept. 23, 1929 cover of *Time* magazine and inducted into the College Football Hall of Fame in 1954. He graduated from then-SLI in 1925 with a degree in arts and sciences.

KICKOFF RETURNS



Travis Smothers



Bill Sampy



TEAM RECORDS

Most team records available since 1949

Most Kickoff Returns

Game: 13 (269 yards) at Louisiana Tech [1998]

Season: 69 (1,217 yards) [2010]

Most Return Yards

Game: 270 (9 ret.) vs. Tampa [1970]

Season: 1,262 (63 ret.) [1998]

INDIVIDUAL RECORDS

Most individual records available since 1949

Most Kickoff Returns

Game: 9 (202 yards)

by John Bernard at Louisiana Tech [1998]

Season: 44 (953 yards) by Jason Chery [2008]

Career: 114** (2,642) by Joe Redding [1985-88]

Most Return Yards

Game: 238 (8 ret.)

by Daryl Surgent vs. Oklahoma St. [2010]

Season: 953 (44 ret.) by Jason Chery [2008]

Career: 2,642** (114 ret.) by Joe Redding [1985-88]

**NCAA Records until 1996

Most Kickoffs Returned for Touchdown

Game: 1, several times

last by Daryl Surgent (97 yards)

vs. Oklahoma State [2010]

Season: 1, several times

last by Daryl Surgent (97 yards)

Career: 2 by Mike McKenzie [1961-62]

Longest Kickoff Returns

99 Mike McDonald at Pensacola Navy, 1968 (TD)

97 Daryl Surgent vs. Oklahoma State, 2010 (TD)

97 Jason Chery at North Texas, 2008 (TD)

96 Pierre Perkins at Southern Miss, 1985 (TD)

96 Joe Redding vs. Idaho State, 1985 (TD)

95 Clarence Verdin at Rice, 1982 (TD)

95 Steve Gossen at Louisiana Tech, 1959 (TD)


94 Travis Smothers at New Mexico State, 2004 (TD)

ANNUAL YARDAGE LEADERS

Year	Player	No	Yds	Avg	TD
2011	Darryl Surgent	37	774	20.9	0
2010	Darryl Surgent	31	629	20.3	1
2009	Louis Lee	20	390	19.5	0
2008	Jason Chery	44	953	21.7	1
2007	Deon Wallace	29	523	18.0	0
2006	Deon Wallace	20	395	19.8	0
2005	Derrick Smith	13	262	20.2	0
2004	Travis Smothers	8	265	33.1	1
2003	Bill Sampy	25	467	18.7	0
2002	Bill Sampy	20	376	18.8	0
2001	Marcus Wilridge	21	479	22.8	0
2000	Marcus Wilridge	15	314	20.9	0
1999	John Bernard	25	450	18.0	0
1998	John Bernard	32	647	20.2	0
1997	Willie Terrell	17	373	21.9	0
1996	Willie Terrell	17	336	19.8	0
1995	Willie Terrell	19	375	19.7	0
1994	Brian Jackson	16	352	22.0	0
1993	Donald Richard	11	195	17.7	0
1992	Tori Williams	15	279	18.6	0
1991	Greg Laxey	17	301	17.7	0
1990	Wayde Butler	16	361	22.6	0
1989	Thomas Johnson	17	354	20.8	0
1988	Joe Redding	29	684	23.8	0
1987	Joe Redding	24	579	24.1	0
1986	Joe Redding	28	565	20.2	0
1985	Joe Redding	33	814	24.7	1
1984	Pierre Perkins	12	209	17.4	0
1983	Clarence Verdin	20	442	22.1	0
1982	Clarence Verdin	12	315	26.3	1
1981	Trinion Smith	13	221	17.0	0
1980	Rodney Smith	9	212	23.6	0
1979	Rodney Smith	23	506	22.0	0
1978	Rodney Smith	23	569	24.7	0
1977	Nat Durant	15	287	19.3	0
1976	Nat Durant	15	292	19.5	0
1975	Nat Durant	18	328	18.2	0
1974	Harold Porter	14	300	21.4	0
1973	Ulysses Abadie	19	506	26.6	0
1972	Lafayette Mitchell	17	432	25.4	0
1971	Lafayette Mitchell	18	365	20.3	0
1970	Reggie Dupre	17	480	28.2	0
1969	Roland Henry	9	132	14.7	0
1968	Mike McDonald	17	451	26.5	1
1967	Aaron Duplessis	11	230	20.9	1
1966	Leonard Kleinpeter	17	344	20.2	0
1965	Bill Bayard	10	257	25.7	0
1964	Bill Bayard	9	240	26.7	0
1963	Lonny Price	13	340	26.2	0
1962	Mike McKenzie	12	339	28.3	1
1961	Carlton Falgout	12	228	19.0	0
1960	Dave Cavalier	5	105	21.0	0
1959	Carlton Falgout	10	231	23.1	0
1958	NOT AVAILABLE				
1957	NOT AVAILABLE				
1956	Ralph Davis	19	341	17.9	0
1955	Ralph Davis	10	136	13.6	0
1954	NOT AVAILABLE				
1953	James Kennison	6	193	32.2	1
1952	F.G. Mixon	8	168	21.0	0
1951	Jack Herron	17	355	20.9	0
1950	George Crowson	8	169	21.1	0
1949	Gerry Hodges	7	162	23.1	0



PUNT RETURNS



Damon Mason



Nick Dugas



Louis Roth

TEAM RECORDS

Most team records available since 1949

Most Punt Returns

Game: 9 (63 yards) vs Arkansas State [1996];
(105 yards) vs. Nicholls State [2001]

Season: 42 (245 yards) [1977]

Most Return Yards

Game: 125 at Louisiana Tech [1985]

Season: 505 [1972]

INDIVIDUAL RECORDS

Most individual records available since 1949

Most Punt Returns

Game: 8 (54 yards) by Damon Mason vs Arkansas State [1996]

Season: 38 (202 yards) by Damon Mason [1994]

Career: 85 (539 yards) by Nat Durant [1975-78]

Most Return Yards

Game: 119 (6 ret.) by Clarence Glenn at Louisiana Tech [1985]

Season: 300 (30 ret.) by Bill Bayard [1965]

Career: 558 (40 ret.) by Todd Scott [1987-90]

Most Punts Returned for Touchdown

Game: 1, several times
last by Darryl Surgern (87 yards)
vs. San Diego State [2011]

Season: 2 by Nat Durant [1977]

Career: 3 by Todd Scott [1987-90]

Longest Punt Returns

- 95 Louis Roth vs. McNeese State, 1955 (TD)
- 87 Darryl Surgern vs. San Diego State, 2011 (TD)
- 82 Nick Dugas at Louisiana Tech, 2000 (TD)
- 81 Cleo Samuels vs. Xavier, 1973 (TD)
- 79 Richard Guillory vs. McNeese State, 1964 (TD)
- 70 Bob St. Amant vs. Louisiana College, 1967 (TD)
- 70 Bobby Russell vs. Louisiana-Monroe, 1954 (TD)
- 70 James Kennison vs. Louisiana College, 1952 (TD)

ANNUAL YARDAGE LEADERS

Year	Player	No	Yds	Avg	TD
2011	Darryl Surgern	27	323	12.0	1
2010	Orkeys Auriene	10	44	4.0	0
2009	Louis Lee	8	50	6.2	0
2008	Orkeys Auriene	13	121	9.3	0
2007	Phillip Nevels	20	101	5.1	0
2006	Michael Adams	9	67	7.4	0
2005	Michael Adams	7	66	9.4	0
2004	Jerrell Carter	8	77	9.6	0
2003	Jerrell Carter	20	145	7.2	0
2002	Andre George	21	170	8.1	0
2001	Nick Dugas	22	196	8.9	0
2000	Nick Dugas	11	159	14.5	1
1999	John Bernard	13	78	6.0	0
1998	John Bernard	16	201	12.6	1
1997	Curnell Schumack	14	80	5.7	0
1996	Franco Smith	16	118	7.4	0
1995	Mike Jones	14	141	10.1	0
1994	Damon Mason	38	203	5.3	0
1993	Craig Roberts	14	116	8.3	0
1992	Craig Roberts	11	68	6.2	0
1991	Craig Roberts	19	161	8.5	0
1990	Todd Scott	15	118	7.9	0
1989	Todd Scott	25	198	7.9	1
1988	Todd Scott	15	164	10.9	1
1987	Todd Scott	15	78	5.2	1
1986	Elton Slater	21	139	6.6	0
1985	Clarence Glenn	37	239	6.5	1
1984	Clarence Glenn	32	172	5.4	0
1983	Jim Roethle	20	167	8.4	0
1982	Cooter Mansur	13	83	6.4	0
1981	Mack Scott	18	97	5.4	0
1980	Mack Scott	12	90	7.5	0
1979	Rodney Smith	14	70	5.0	0
1978	Nat Durant	26	175	6.7	0
1977	Nat Durant	33	208	6.3	2
1976	Roy Williams	26	174	6.7	0
1975	Nat Durant	21	145	6.9	0
1974	Roy Williams	18	146	8.1	0
1973	Cleo Samuels	10	155	15.5	1
1972	Steve Johnson	12	70	5.8	0
1971	Reggie Dupre	11	113	10.3	0
1970	Reggie Dupre	23	248	10.8	0
1969	Reggie Dupre	16	155	9.7	0
1968	Mike McDonald	14	130	9.3	0
1967	Bob St. Amant	14	215	15.4	1
1966	Leonard Kleinpeter	19	114	6.0	0
1965	Bill Bayard	30	300	10.0	0
1964	Bill Bayard	11	144	13.1	0
1963	Lonny Price	11	166	15.1	0
1962	Dave Cavalier	9	68	7.6	0
1961	Carlton Falgout	6	113	18.8	0
1960	Carlton Falgout	7	125	17.9	1
1959	Steve Gossen	6	93	15.5	0
1958	NOT AVAILABLE				
1957	NOT AVAILABLE				
1956	Billy Hewell	2	90	45.0	1
1955	Louis Roth	7	182	26.0	1
1954	Bob Russell	1	70	70.0	1
1953	Louis Roth	9	126	14.0	0
1952	Louis Roth	16	281	17.6	0
1951	Jack Herron	5	72	14.4	0
1950	Roy Simmons	24	280	11.7	0
1949	H.T. Smith	8	196	24.5	0

DEFENSE

TEAM RECORDS

Most team records available since 1949

Most Sacks

Game: 9 at Middle Tennessee, 2005
Season: 44, 1993

Most Yardage Lost on Sacks

Game: 62 at Middle Tennessee, 2005
Season: 314, 1993

Fewest Yards Allowed

Game: 57 vs. Nicholls State, 2001
Season: 2,108, 1965

Fewest Rushing Yards Allowed

Game: 8 at UNLV, 1993
Season: 975, 1993

Fewest Passing Yards Allowed

Game: -3 at Arkansas State, 1981
Season: 765, 1963

Fewest Points Allowed

Season: 85, 1965

Lowest Average Points Allowed

Season: 8.5, 1965 (85 points in 10 games)

Most Shutouts

Season: 8, 1917

INDIVIDUAL RECORDS

Most individual records available since 1949

Most Tackles

Game: 30 by Frank Bartley (LB) vs. Southern Illinois, 1978
Season: 208 by Frank Bartley (LB), 1978
Career: 386 by Steve Spinella (LB), 1982-85

Most Tackles by a Lineman

Game: 21 by Dale Thomas vs. Arkansas State, 1978
Season: 103 by Randy Thomas, 1980
Career: 311 by Dale Thomas, 1977-80

Most Tackles by a Defensive Back

Game: 21 by Thomas King at Oklahoma State, 1987;
Damon Mason vs. Houston, 1996
Season: 135 by Damon Mason, 1996
Career: 347 by Orlando Thomas, 1991-94

Most Tackles for Loss

Game: 5 by Jeff Mitchell at N. Illinois, 1993 (-26 yards)
Season: 21 by Jeff Mitchell, 1993 (-119 yards)
Career: 45 by Jeff Mitchell, 1992-95 (-227 yards)

Most Yardage Lost on Tackles

Game: 26 by Jeff Mitchell at Northern Illinois, 1993
Season: 119 by Jeff Mitchell, 1993
Career: 227 by Jeff Mitchell, 1992-95

Most Sacks

Game: 4 by Rodney Hardeway at Middle Tennessee, 2007
Season: 11 by Jeff Mitchell, 1993 (-83 yards);
Conrad Lewis, 1993 (-71 yards)
Career: 21 by Jeff Mitchell, 1992-95 (-153 yards)

Most Yardage Lost on Sacks

Game: 31 by Conrad Lewis vs. Memphis, 1993
Season: 83 by Jeff Mitchell, 1993
Career: 153 by Jeff Mitchell, 1992-95

Defensive Extra Points

Charles Tillman Sept. 30, 2000 at UAB
Dwight Bentley Oct. 24, 2009 vs. Florida Atlantic

BLOCK PARTY

Longest Blocked Field Goal Returns

89 Pat Lamy at South Carolina, 2003 (TD)
80 Terryl Fenton vs. Arkansas State, 2004 (TD)
68 Melvin White vs. Nicholls State, 2011 (TD)
53 Jarrett Jones vs. Florida Atlantic, 2007 (TD)
45 Antwain Spann vs. Florida International, 2003 (TD)

Longest Blocked Punt Returns

43 Vernon Wolfe vs. FIU, 2010
39 Joe DeForest at Mississippi, 1986 (TD)
33 Andrew "Rico" Joseph vs. North Texas, 2009 (TD)
18 Johnny Felders vs. North Carolina A&T, 2006 (TD)
18 Wendall Williams at Arkansas, 2002 (TD)
17 Damon Mason at Florida, 1996
16 Tim Sensley vs. Louisiana-Monroe, 1992 (TD)
11 Todd Scott vs. UNLV, 1987 (TD)
10 Guy Harvey vs. Chattanooga, 1965 (TD)
10 William Young at Louisiana Tech, 1998



Pat Lamy

Defensive Top Five

SEASON

Tackles by a Lineman (Solo-Assist)

1. 103 Randy Thomas (67-36)	[1980]
2. 101 Mark Hall (47-54)	[1988]
3. 99 Andy Martin (47-52)	[1981]
4. 98 Dale Thomas (57-41)	[1978]
5. 94 Chris Gannon (52-42)	[1988]
94 Paul Cabbie (54-40)	[1996]

Tackles by a Linebacker (Solo-Ast.)

1. 208 Frank Bartley (114-94)	[1978]
2. 144 Steve Spinella (89-55)	[1985]
3. 131 Steve Spinella (68-63)	[1984]
4. 120 Chris Jacobs (63-57)	[1985]
5. 118 Lance Kelley (64-54)	[2011]

Tackles by a Defensive Back (Solo-Ast.)

1. 135 Damon Mason (81-54)	[1996]
2. 113 Thomas King (53-60)	[1987]
3. 110 Barry Johnson (64-46)	[1976]
4. 102 Orlando Thomas (66-36)	[1994]
5. 101 Steve Pinkney (65-36)	[1998]

Tackles for Loss (Yards Lost)

1. 21 Jeff Mitchell (-119)	[1993]
2. 18 Paul Cabbie (-95)	[1996]
3. 17 Conrad Lewis (-89)	[1993]
4. 16 Patrice Alexander (-53)	[1994]
5. 15 Ken Chenier (-90)	[1978]
15 Randy Thomas (-76)	[1980]
15 Andy Martin (-72)	[1980]

Sacks (Yards Lost)

1. 11 Jeff Mitchell (-83)	[1993]
11 Conrad Lewis (-71)	[1993]
3. 9 Paul Cabbie (-75)	[1996]
4. 8 Danny Scott (-57)	[1998]
5. 7 Rodney Hardeway (-24)	[2007]
7 Walter Sampson (-51)	[2000]

CAREER

Tackles by a Lineman (Solo-Assist)

1. 311 Dale Thomas (181-130)	[1977-80]
2. 272 Randy Thomas (168-104)	[1977-80]
3. 268 James Atkins (148-120)	[1989-92]
4. 261 Andy Martin (146-115)	[1979-82]
5. 249 Chris Gannon (133-116)	[1985-88]

Tackles by a Linebacker (Solo-Ast.)

1. 386 Steve Spinella (212-174)	[1982-85]
2. 326 Chris Jacobs (155-171)	[1982-85]
3. 308 Antwyne Zanders (176-132)	[2006-09]
4. 278 Frank Bartley (158-120)	[1976-78]
5. 270 Charles Pool (171-99)	[1991-93]

Tackles by a Defensive Back (Solo-Ast.)

1. 347 Orlando Thomas (224-123)	[1991-94]
2. 284 Charles Tillman (182-102)	[1999-02]
3. 270 Kyries Hebert (154-116)	[1999-01]
4. 243 Damon Mason (159-84)	[1994-96]
5. 232 Dwight Bentley (180-46)	[2008-11]

Tackles for Loss (Yards Lost)

1. 45 Jeff Mitchell (-227)	[1992-95]
2. 37 Paul Cabbie (-173)	[1993-96]
3. 36 Andy Martin (-157)	[1979-82]
4. 33 Chris Gannon (-192)	[1985-88]
5. 32 Ross Brupbacher (-100)	[1999-03]

Sacks (Yards Lost)

1. 21 Jeff Mitchell (-153)	[1992-95]
2. 19 Paul Cabbie (-143)	[1993-96]
3. 18 Chris Gannon (-141)	[1985-88]
4. 16.5 Walter Sampson (-113)	[1999-02]
5. 15.0 Rodney Hardeway (-84)	[2004-07]






INTERCEPTIONS



Frank Bartley



Mike McDonald



Orlando Thomas

TEAM RECORDS

Most team records available since 1949

Most Interceptions

Game: 7 at ULM [1970]

Season: 28 [1970]

Most Return Yards

Game: 117 vs. Texas-Arlington [1977]

Season: 455 [2011]

INDIVIDUAL RECORDS

Most individual records available since 1949

Most Interceptions

Game: 4 by Mike McDonald at ULM [1970]

Season: 9 by Orlando Thomas [1993];
Mike McDonald [1970]; Ed Pratt [1965]

Career: 21 by Mike McDonald [1968-71]

Most Return Yards

Game: 105 by Luther Perrin vs. Stephen F. Austin [1934]

Season: 227 (6 int) by Ron Irving [1977]

Career: 384 (19 int) by Rob Irving [1976-78]

Most Interceptions Returned for Touchdown

Game: 1, several times
last by Jemarious Moten (41 yards)
at Arizona [2011]

Longest Interception Returns

- 105 Luther Perrin vs. Stephen F. Austin, 1934 (TD)
- 90 Ron Irvin at Arkansas State, 1977 (TD)
- 89 Melvin White vs. Troy, 2011 (TD)
- 83 Gerald Rooney vs. McNeese State, 1953 (TD)
- 79 Jack Herron vs. East Texas Baptist, 1950 (TD)
- 79 Michael Adams vs. Middle Tennessee, 2006 (TD)
- 70 Dwight Bentley vs. North Texas, 2009 (TD)
- 66 Lindsey Landry vs. Hardin-Simmons, 1963

SEASON

Interceptions

- 1. 9 Orlando Thomas [1993]
- 9 Mike McDonald [1970]
- 9 Ed Pratt [1965]
- 4. 8 Ron Irving [1976]
- 8 Mike McDonald [1968]

Interception Return Yards

- 1. 227 Ron Irving [1977]
- 2. 160 Mike McDonald [1968]
- 3. 140 Mike McDonald [1970]
- 4. 131 Ron Irving [1978]
- 5. 110 Jemarious Moten [2011]

CAREER

Interceptions

- 1. 21 Mike McDonald [1968-71]
- 2. 19 Ron Irving [1976-78]
- 3. 18 Orlando Thomas [1991-94]
- 4. 17 Ed Pratt [1964-67]
- 5. 12 Charles Tillman [1999-02]

Interception Return Yards

- 1. 384 Ron Irving [1976-78]
- 2. 380 Mike McDonald [1968-71]
- 3. 347 Orlando Thomas [1991-94]
- 4. 198 Dwight Bentley [2008-11]
- 5. 185 Ed Pratt [1964-67]

ANNUAL LEADERS

Year	Player	INT	Yds	Avg	TD
2011	Dwight Bentley	3	90	30.0	2
	Lance Kelley	3	36	12.0	0
	Jemarious Moten	3	110	36.7	2
2010	Orkeys Auriene	3	0	0.0	0
	Lionel Stokes	3	0	0.0	0
2009	Dwight Bentley	3	89	29.7	1
	Gerren Blount	3	45	15.0	0
	Maurice Rolle, Jr.	3	13	4.3	0
2008	Derik Keyes	2	63	31.5	0
	Daylon McCoy	2	5	2.5	0
2007	Gerren Blount	3	10	3.3	0
	Jarrett Jones	3	4	1.3	0
2006	Gerren Blount	2	0	0.0	0
2005	Michael Adams	2	27	13.5	0
2004	Antwain Spann	4	89	22.3	1
2003	Wendall Williams	3	40	13.3	0
2002	Jamal Smith	2	44	22.0	1
	Charles Tillman	2	8	4.0	0
2001	Charles Tillman	4	13	3.2	0
2000	Charles Tillman	6	15	2.5	0
1999	Travis Schwartz	2	89	44.5	2
	Curnell Schumack	2	6	3.0	0
	Darien King	2	21	10.5	0
1998	Matt Cieslak	3	79	26.3	1
1997	Mike Ellis	2	22	11.0	0
1996	Damon Mason	4	51	12.8	1
1995	Tim Sensley	4	1	0.3	0
1994	Orlando Thomas	6	25	4.2	0
1993	Orlando Thomas	9	84	9.3	1
1992	Donald Collins	3	47	15.7	0
1991	Peter Hypolite	3	99	33.0	0
1990	Van Ray Alexander	3	21	7.0	0
1989	Donald Collins	3	21	7.0	0
1988	Thomas King	3	0	0.0	0
1987	Thomas King	5	49	9.8	0
	Jim Brenner	5	20	4.0	0
1986	Elton Slater	8	1	0.1	0
1985	Clarence Glenn	4	52	13.0	1
1984	Charles Bennett	2	64	32.0	1
1983	Jim Roethele	4	0	0.0	0
1982	Cooter Mansur	3	28	9.3	0
	Jim Roethele	3	6	2.0	0
1981	David Pingston	3	62	15.5	0
1980	Willie Allen	4	31	7.8	0
	Ronnie Nunez	4	8	2.0	0
1979	Dave McRae	6	21	3.5	0
1978	Ron Irving	5	131	26.2	0
1977	Ron Irving	6	227	26.5	2
1976	Ron Irving	8	26	3.3	1
1975	Three Players Tied	3			
1974	John Bordelon	3	21	7.0	0
1973	Steve Johnson	2	0	0.0	0
1972	Charles Fox	4	52	13.0	1
1971	Leroy Johns	3	24	8.0	0
	Mike McDonald	3	24	8.0	0
1970	Mike McDonald	9	140	15.6	0
1969	Dickey Mart	3	36	12.0	0
1968	Mike McDonald	8	160	20.0	0
1967	Dwight Sevin	5	93	18.6	0
1966	Herbie LeBlanc	5	36	7.2	0
1965	Edward Pratt	9	108	12.0	0
1964	Three Players Tied	2			
1963	Bill Bayard	2	16	8.0	0
	O'Neal Weber	2	13	6.5	0
1962	Freddie Byars	3	22	7.3	0
	Tommy Kelly	3	18	6.0	0
1961	Three Players Tied	2			
1960	Dan Mastrean	3	54	18.0	1
1959	Carlton Falgout	2	46	23.0	0
1958	NOT AVAILABLE				
1957	NOT AVAILABLE				
1956	Marvin Leonard	3	27	9.0	0
1955	NOT AVAILABLE				
1954	Louis Roth	2	47	23.5	1
	Don Alonzo	2	25	12.5	0
1953	Louis Roth	3	43	14.3	0
1952	Louis Roth	5	21	4.2	0
1951	Al McGovern	6	23	3.8	0
1950	Three Players Tied	4			
1949	Dick Pate	6	90	15.0	0

Did you kneaux?

In 2003, UL became the first school in NCAA history to score two TD's in one season on blocked field goal returns. Britt Jackson's 30-yard interception return for a TD with 6:30 left in the game helped the Cajuns upset #25 Texas A&M on Sept. 14, 1996 by a final score of 29-22. The defense had four INT's and recovered four fumbles that day. Thomas King attempted the first defensive extra point return in NCAA history (6 yards on 9/3/88).


PUNTING



Chris Shaw



Grant Autrey



Brit Framel

TEAM RECORDS

Most team records available since 1949

Most Punts

Game: 14 at Southeastern Louisiana [1967]
Season: 89 [1978]

Most Yards

Game: 580 at Southeastern Louisiana [1967]
Season: 3,213 [1998]

Highest Average

Game: 50.5 vs. Louisiana College [1951]
Season: 41.8 (11 games) [1997]

INDIVIDUAL RECORDS

Most individual records available since 1949

Most Punts

Game: 14 by Roy Pendergraft at Southeastern La. [1967]
Season: 81 by Grant Autrey [2000]
Career: 251 by Grant Autrey [1999-2003]

Most Yards

Game: 580 by Roy Pendergraft at Southeastern La. [1967]
Season: 3,213 by Chris Shaw [1998]
Career: 9,636 by Grant Autrey [1999-2003]

Highest Average

Game: 50.0 by Chris Shaw at Texas Tech [1997]
 [5 punts for 250 yards]
Season: 42.8 by Chris Shaw [1997]
 [64 punts for 2,737 yards]
Career: 41.1 by Chris Shaw [1996-99]
 [232 punts for 9,532 yards]

Longest Punts

88, Wayne Kingery at Northwestern State [1948]
 79, Steve Gossen vs. Louisiana Tech [1959]
 79, Randy Baggett at Tennessee [1992]
 75, Charles Copes [1952]
 73, Kim Hebert, vs. Northern Illinois [1989]
 73, Mike Jones vs. Texas Tech [1996]

ANNUAL YARDAGE LEADERS

Year	Player	Att	Yds	Avg	Lg
2011	Brett Baer	79	3,185	40.3	60
2010	Spencer Ortego	72	2,885	40.1	55
2009	Spencer Ortego	66	2,682	40.6	60
2008	Spencer Ortego	48	1,875	39.1	63
2007	Spencer Ortego	56	2,177	38.9	59
2006	Brit Framel	54	2,109	39.1	72
2005	Brit Framel	47	1,801	38.3	55
2004	David Schexnayder	33	1,176	35.6	51
2003	Grant Autrey	77	3,018	39.2	54
2002	Grant Autrey	78	3,108	39.8	62
2001	Jonathon Knott	66	2,418	36.6	53
2000	Grant Autrey	81	3,005	37.1	61
1999	Chris Shaw	61	2,461	40.3	60
1998	Chris Shaw	79	3,213	40.7	60
1997	Chris Shaw	64	2,737	42.8	65
1996	Chris Shaw	28	1,121	40.0	58
1995	Mike Jones	55	2,043	37.1	53
1994	Mike Jones	60	2,398	40.0	58
1993	Jody Watkins	65	2,562	39.4	71
1992	Randy Baggett	71	2,969	41.8	79
1991	Randy Baggett	63	2,400	38.1	59
1990	Kim Hebert	56	2,000	35.7	52
1989	Kim Hebert	62	2,341	37.8	73
1988	Leslie Luquette	49	1,692	34.5	53
1987	Buddy Still	35	1,431	40.9	58
1986	Buddy Still	46	1,837	39.9	61
1985	Terry Falgout	72	2,777	38.6	58
1984	Terry Falgout	21	831	39.6	56
1983	Terry Falgout	56	2,258	40.3	56
1982	Terry Falgout	66	2,469	37.4	49
1981	Larry Trussel	71	2,859	40.3	49
1980	Larry Trussel	66	2,383	36.1	53
1979	John Roveto	71	2,651	37.3	58
1978	Ken Matthews	55	1,960	35.6	57
1977	Jeff Holm	66	2,353	35.7	54
1976	Steve Worner	34	1,241	36.5	58
1975	Keith Muehr	61	2,368	39.5	60
1974	Keith Muehr	72	2,790	38.8	67
1973	Danny Clement	51	1,843	36.1	50
1972	Danny Clement	69	2,465	35.7	
1971	Danny Clement	52	1,852	35.8	48
1970	Roy Pendergraft	46	1,816	39.5	54
1969	Roy Pendergraft	66	2,610	39.5	60
1968	Roy Pendergraft	60	2,500	39.7	66
1967	Roy Pendergraft	62	2,426	39.1	59
1966	Chester Gosnell	34	1,384	39.6	
1965	Chester Gosnell	60	2,400	40.0	55
1964	Harvey Saddler	29	982	36.4	52
1963	Chester Gosnell	52	2,000	38.5	55
1962	L.J. Poimboeuf	42	1,512	36.0	
1961	Olie Cordill	27	1,055	30.1	
1960	Jerry King	39	1,415	36.3	
1959	Steve Gossen	41	1,701	41.5	79
1958	Steve Gossen	33	1,274	38.6	
1957	Not Available				
1956	Ralph Davis	23	904	39.3	46
1955	Jim Bosnall	22	782	35.5	
1954	Morris Millet	8	292	36.5	
1953	Roy Domengeaux	14	465	33.2	
1952	Charles Copes	47	1,699	36.2	75
1951	Ken Sweeney	45	1,599	35.5	67
1950	E.J. Lewis	31	1,038	33.5	
1949	Gerry Hodges	31	1,131	36.5	63



MISCELLANEOUS

MISCELLANEOUS RECORDS

The modern era of NCAA football began in 1970 when the switch was made in statistical rankings from totals to per game averages. It was also the beginning of a standard 11-game schedule.

Most Games

Season: 13 [20110]

Most Wins

Season: 9, three times [1970; 1976; 2011]

Most Consecutive Wins

Season: 8 [1976]

Overall: 8 [1976]

Most Consecutive Road Wins

Overall: 7 [10/25/69-11/21/70]

Most Consecutive Games without a Loss

Overall: 8 [1976]

Most Losses

Season: 10, three times [1973; 1997; 2000]

Most Consecutive Losses

Season: 10 [1973]

Overall: 15 [1973-74]

Most Consecutive Road Losses

Overall: 18 [11/8/97-10/14/00]

Most Ties

Season: 2 [1977]

Modern Era Miscellanea (since 1970)

Above-.500 Seasons: 17

Sub-.500 Seasons: 22

.500 Seasons: 3

Consecutive Winning Seasons: 4 [1986-89]

Consecutive Losing Seasons: 9 [1996-2004]

Record in Season Openers: 12-30 (.286)

Record in Season Finals: 17-23-2 (.429)

Consecutive Season-Opening Wins: 3 [1975-77]

Consecutive Season-Opening Losses: 10 [1991-2000]

Cajun Field Miscellanea (since 1971)

All-Time Record: 119-98-2 (.548)

Home Openers: 24-17 (.585)

Most Wins, Season: 7 [1976]

Most Losses, Season: 6 [1973]

Record in Home Finals: 19-20-2 (.488)

Record in August: 0-2 (.000)

Record in September: 42-28 (.600)

Record in October: 43-32-1 (.572)

Record in November: 32-35-1 (.478)

Record in December: 2-1 (.667)

Consecutive Home-Opening Wins: 3, four times [1975-77; 1994-96; 2004-06, 2008-10]

Consecutive Home-Opening Losses: 4, twice [1983-86; 1997-2000]

Consecutive Wins: 11 [9/11/76-10/15/77]

Consecutive Losses: 7 [9/29/73-10/5/74]

Largest Margin of Victory (Modern Era)

Rk	Margin	Game	Score
1.	49	vs. Doane [1970]	49-0
2.	45	vs. Northern Illinois [1988]	45-0
3.	42	vs. Pacific [1995]	45-3
	42	at Tulane [1990]	48-6
5.	41	vs. North Carolina A&T [2006]	48-7

Largest Margin of Defeat (Modern Era)

Rk	Margin	Game	Score
1.	70	at (16) Washington State [1997]	7-77
2.	66	at Texas A&M [1997]	0-66
3.	63	at Louisiana Tech [1998]	14-77
4.	57	at (2) Texas [2005]	3-60
5.	56	vs. Tulane [1997]	0-56
	56	at Houston [1992]	7-63

MILESTONE GAMES

First Game	December 21, 1901	Louisiana 6, Opelousas 5
50th Game	November 20, 1912	Northwestern State 13, Louisiana 6
100th Game	October 11, 1919	Tulane 73, Louisiana 0
200th Game	November 30, 1929	Northwestern State 6, Louisiana 0
213th Game	October 10, 1931	Fort Crockett (TX) 25, Louisiana 0
		First Home Game Played at Night
300th Game	November 15, 1940	Southern Miss 21, Louisiana 14
323rd Game	January 1, 1944	Louisiana 24, Arkansas A&M 7
		First Bowl Game (Oil Bowl)
356th Game	October 25, 1947	Louisiana 38, Louisiana College 7
		First Homecoming Game
400th Game	October 4, 1952	Louisiana 54, Troy 14
500th Game	October 27, 1962	Louisiana 18, ULM 10
583rd Game	December 12, 1970	Tennessee State 26, Louisiana 25
		Grantland Rice Bowl
585th Game	September 25, 1971	Louisiana 21, Santa Clara 0
		First Game at Cajun Field
600th Game	October 21, 1972	Lamar 3, Louisiana 0
700th Game	October 31, 1981	Louisiana 17, Louisiana Tech 17
800th Game	November 10, 1990	Louisiana 17, Arkansas State 16
858th Game	September 14, 1996	Louisiana 29, #25 Texas A&M 22
		First Victory Over a Ranked Team
900th Game	November 20, 1999	Louisiana 37, Wofford 34 (OT)
915th Game	October 29, 2001	Middle Tennessee 26, Louisiana 9
		First Sun Belt Conference Game
965th Game	October 29, 2005	Louisiana 31, Troy 28 (OT)
		100th Victory at Cajun Field
968th Game	November 26, 2005	Louisiana 54, ULM 21
		Clinched First Sun Belt Conference Championship
1,000th Game	November 1, 2008	Louisiana 49, FIU 20
1,041st Game	December 17, 2011	Louisiana 32, San Diego State 30
		R+L Carriers New Orleans Bowl

MILESTONE WINS

First Win	December 21, 1901	Louisiana 6, Opelousas 5
50th Win	November 30, 1916	Louisiana 20, Northwestern State 0
100th Win	October 16, 1926	Louisiana 15, Sam Houston State 0
150th Win	September 27, 1940	Louisiana 6, Stephen F. Austin 0
168th Win	January 1, 1944	Louisiana 24, Arkansas A&M 7
		First Bowl Victory (Oil Bowl)
184th Win	October 25, 1947	Louisiana 38, Louisiana College 7
		First Homecoming Victory
200th Win	September 30, 1950	Louisiana 6, Southeastern Louisiana 0
250th Win	September 15, 1962	Louisiana 21, Mexico Poly Institute 0
300th Win	October 24, 1970	Louisiana 15, Lamar 6
305th Win	September 25, 1971	Louisiana 21, Santa Clara 0
		First Win at Cajun Field
350th Win	November 15, 1980	Louisiana 27, Louisiana Tech 9
400th Win	October 20, 1990	Louisiana 25, Tulsa 13
425th Win	October 28, 1995	Louisiana 32, Tulane 28
450th Win	October 2, 2004	Louisiana 43, FIU 34
490th Win	December 17, 2011	Louisiana 32, San Diego State 30



The Cajuns played their 1,000th football game on November 1, 2008 - a 49-20 victory over FIU. The crowd of 29,031 was the largest turnout for a conference game in Sun Belt history (since broken).

OPPONENT RECORDS

TOTAL OFFENSE RECORDS

Total Offensive - GAME

Ind. Plays: 73 (413 yards) by Giovanni Vizza, North Texas [2007]
TM Plays: 98 (525 yards) by Arkansas State [1975]
Ind. Yards: 483 by Steve Ramsey, North Texas [1969]
TM Yards: 774 by Texas A&M [1990]
Half: 513 (1st) by Louisiana Tech [1998]
Total TD: 6 by Luke McCown, Louisiana Tech [2000]; Terry Dean, Florida [1993]

PASSING RECORDS

Passing - GAME

Ind. Att: 57 (35 comp) by Giovanni Vizza, North Texas [2007]
TM Att: 70 by Houston [1992]
Ind. Comp: 38 (53 att) by Corey Robinson, Troy [2011]
TM Comp: 46 by Houston [1992]
Ind. Yards: 495 by Steve Ramsey, North Texas [1969]
Half: 386 (1st) by Terry Dean, Florida [1993]
Quarter: 226 (2nd) by Steve Ramsey, North Texas [1969]
Play: 94 (TD) Denny Duron to Mike Barber, La. Tech [1973]
 91 (TD) Bob Garrett to Mike Sherman, La. Tech [1985]
 84 (TD) Corey Leonard to David Johnson, Ark. St. [2007]
TM Yards: 524 by North Texas [1969]
Half: 386 by Florida [1993]
Ind. TD: 6 by Luke McCown, Louisiana Tech [2000]; Terry Dean, Florida [1993]
Half: 5 (1st) by Terry Dean, Florida [1993]
Quarter: 4 (2nd) by Steve Ramsey, North Texas [1969]
TM TD: 7 by Houston [1992]
Ind. INT: 6 by Bob Stockham, UNLV [1993]; Richard Williams, UNLV [1987]; Allen Taylor, ULM [1970]
TM INT: 7 by ULM [1970]

RUSHING RECORDS

Rushing - GAME

Ind. Att: 47 by Jason Davis, Louisiana Tech [1990]
TM Att: 75 (297 yards) by Northwestern State [1969]
Ind. Yards: 302 by Jason Davis, Louisiana Tech [1990]
Half: 10-206 (1st) by Bo Jackson, Auburn [1985]
Quarter: 6-181 (1st) by Bo Jackson, Auburn [1985]
Play: 88 (TD) C.J. Alexander, Southeastern La. [1960]
 84 (TD) Bobby Ray Tell, Louisiana Tech [1999]
 83 Lindy Stewart, Southern Miss [1951]
TM Yards: 565 by Auburn [1985]
Half: 343 (1st) by Auburn [1985]
Ind. TD: 4, nine times
 last by Lance Dunbar, North Texas [2009]
TM TD: 9 by LSU [1936]

RECEIVING RECORDS

Pass Receptions - GAME

Catches: 15 by Tommy Spinks, Louisiana Tech [1968]
Yards: 266 by Siaha Burley, UCF [1998]
Half: 187 (1st) by Larry Stokes, Chattanooga [1973]
TD Catch: 4 by Troy Edwards, Louisiana Tech [1998]

SCORING RECORDS

Most Points - GAME

Individual: 30 (5TD) by Troy Edwards, Louisiana Tech [1998]; Leon McQuay, Tampa [1970]
Team: 95 (15 TD) by Tulane [1912]
First H: 56 by Washington State [1997]
First Q: 35 by Washington State [1997]
Second Q: 29 by Southern Miss [1996]
Second H: 51 by Tulane [1912]
Third Q: 33 by Tulane [1912]
Fourth Q: 37 by Tulane [1920]

Most Point-After Attempts - GAME

Ind. Made: 11 by Rian Lindell, Washington State [1997]
TM Made: 11 by Washington State [1997]
Ind. Att: 11 by Rian Lindell, Washington State [1997]
TM Att: 14 by LSU [1936]

Most Field Goals - GAME

Ind. Made: 6 by Phillip Doyle, Alabama [1990]
TM Made: 6 by Alabama [1990]
Ind. Att: 6 by Phillip Doyle, Alabama [1990]
TM Att: 6 by Alabama [1990]
Play: 55 Alan Gendreau, Middle Tenn. [2010]
 53 Jesse Garcia, ULM [1983]

Blocked Field Goals - GAME

Play: 86 (TD) Bill Bradshaw, Texas-Arlington [1976]
 65 (TD) Jorrick Calvin, Troy [2008]

FIRST DOWN RECORDS

Most First Downs - GAME

Total: 34 by Tulane [1998]
Rush: 24 by Texas A&M [1990]; Southeastern La. [1961]
Pass: 21 by Tulane [1998]; Oklahoma State [2011]; Troy [2011]
Penalty: 6 by Arkansas State [1990]; Rice [1988]

PUNTING RECORDS

Most Punts - GAME

Individual: 10 by Terry Hodges, Southeastern La. [1967]
Team: 11 by Southeastern Louisiana [1967]
Play: 83 Pete Reathe, Arkansas [1991]
 80 Lynn Bock, Lamar [1973]
 77 Lewis Colbert, Auburn [1985]
 77 Ray Guy, Southern Miss [1970]

KICK RETURN RECORDS

Kickoff Returns - GAME

Ind. Total: 8 by Ricky Watts, Tulsa [1977]
TM Total: 9 by Tulane [1988]; Tulsa [1977]
Ind. Yards: 192 by T.Y. Hilton, FIU [2008]
TM Yards: 227 by Arkansas State [1997]
Ind. TD: 1, several times last by Bryan Willis, Troy [2009]
TM TD: 1, several times; last by Troy [2009]
Play: 100 (TD) Antwaun Sherman, Idaho [2004]
 100 (TD) Charlie McDaniels, Louisiana Tech [1974]
 100 (TD) Kenny Thompson, Northwestern St. [1961]

PUNT RETURN RECORDS

Punt Returns - GAME

Individual: 167 by Shawn Tims, Washington State [1997]
TD Return: 2 by Darrent Williams, Oklahoma State [2003]
Team High: 186 by Washington State [1997]
Team Low: -9 by Texas-Arlington [1977]
TD Return: 2 by Oklahoma State [2003]; Northwestern St. [1954]
Play: 83 (TD) Don Millen, Northwestern State [1954]
 82 (TD) Joe Dunn, Chattanooga [1965]
 82 (TD) James McNew, Northwestern St. [1954]

Blocked Punt Returns - GAME

Play: 53 (TD) by Jerry Fowler, Northwestern State [1959]
 30 by Ricot Joseph, UCF [2001]
 30 (TD) by Andrew Kopecky, UAB [2000]

DEFENSIVE RECORDS

Most Cajuns Passes Intercepted - GAME

Individual: 5 by Donald Pinson, Tennessee State [1970]
TD Return: 2 by David McCrary, Chattanooga [1983]
Team: 8 by Tennessee State [1970]
TD Return: 2 by Chattanooga [1983]

Most Interception Return Yards - GAME

Individual: 95 by Chappell Mitchell, Arkansas State [1996]
Team: 122 by Chattanooga [1983]
Play: 95 (TD) Chappell Mitchell, Arkansas State [1996]
 77 (TD) Greg Moss, FIU [2004]
 75 (TD) Jermaine Jones, Northwestern State [1998]

Fumble Return Yards - GAME

Play: 80 (TD) Chaz Williams, ULM [2004]
 77 (TD) Ted Jones, ULM [1953]
 69 (TD) Jamarcus Allen, WKU [2010]

PENALTY RECORDS

Most Penalties - GAME

Total: 18 (149 yards) by Tennessee State [1970]
Half: 14 [1st] by Tennessee State [1970]
Yards: 184 (14 penalties) by Houston [1996]
Half: 119 [1st] by Tennessee State [1970]

MOST YARDS RUSHING, GAME

Yds (Att.)	Name, School	Date
1. 302 (47)	Jason Davis, Louisiana Tech	9/29/90
2. 292 (38)	Darren Sproles, Kansas State	9/18/04
3. 290 (23)	Bo Jackson, Auburn	9/7/85
4. 264 (23)	Bobby Ray Tell, Louisiana Tech	10/2/99
5. 257 (34)	Ryan Moats, Louisiana Tech	9/11/04
6. 257 (37)	Byron Hanspard, Texas Tech	11/16/96
7. 234 (28)	DuJuan Harris, Troy	11/22/08
8. 225 (24)	Reggie Arnold, Arkansas State	10/13/07
9. 223 (33)	Kevin Smith, UCF	9/29/07
10. 222 (21)	Damion Fletcher, Southern Miss	8/30/08
11. 217 (28)	Jamaal Fobbs, Oklahoma State	9/6/97
12. 207 (18)	Leroy Harris, Arkansas State	10/4/75
13. 206 (32)	Bobby Rainey, Western Ky.	10/22/11
14. 203 (36)	Jamario Thomas, North Texas	11/5/04
15. 198 (23)	Leon McQuay, Tampa	11/7/70
16. 197 (23)	Patrick Cobbs, North Texas	11/5/05
17. 187 (32)	Lance Dunbar, North Texas	10/10/09
18. 181 (24)	Alfred Morris, Florida Atlantic	10/24/09
19. 179 (27)	Tony Taylor, Northwestern State	9/23/00
19. 179 (31)	Sam Dejarrette, Southern Miss	10/30/82
21. 178 (34)	Jason Davis, Louisiana Tech	10/26/91
22. 177 (20)	D.D. Kyles, Middle Tennessee	11/14/09
23. 175 (17)	Carl Sanders, UAB	10/19/96
24. 174 (16)	Michael Mitchell, ULM	10/23/99
25. 173 (26)	Marion Barber, Minnesota	9/8/01
173 (11)	Brent Fullwood, Auburn	9/7/85
173 (28)	LeShon Johnson, NIU	10/23/93

MOST YARDS RECEIVING, GAME

Yds (Rec.)	TD	Name, School	Date
1. 266 (10)	2	Siaha Burley, UCF	10/24/98
2. 238 (12)	2	Marc Zeno, Tulane	11/14/87
3. 231 (14)	1	Casey Fitzgerald, North Texas	10/11/08
4. 227 (10)	1	Vincent Brisby, ULM	9/12/92
5. 217 (12)	1	Barry Moore, North Texas	9/20/69
6. 211 (15)	1	Tommy Spinks, Louisiana Tech	10/12/68
7. 206 (6)	2	Troy Edwards, Louisiana Tech	11/15/97
8. 198 (10)	3	Jeremy Patterson, Miami	9/11/93
9. 191 (11)	1	Adrian Burnette, Tulane	10/7/00
10. 190 (13)	2	Justin Blackmon, Okla. State	10/8/10
11. 187 (3)	2	Larry Stokes, Chattanooga	9/29/73
1. 179 (11)	2	Juamorris Stewart, Southern	9/5/09
13. 171 (4)	2	Tony Atkins, ULM	11/7/98
14. 170 (7)	0	Kendall Newson, Middle Tenn.	9/25/99
15. 159 (11)	1	Steve Burkett, Austin College	11/2/62
16. 157 (9)	0	Chad Mackey, Louisiana Tech	9/28/96
17. 154 (5)	4	Shaun McDonald, Arizona State	10/6/01
18. 153 (8)	3	Jack Jackson, Florida	11/6/93
19. 152 (12)	3	Steve Dundas, Pensacola Navy	9/28/68
20. 144 (8)	0	Justin Blackmon, Okla. State	9/3/11
21. 142 (5)	1	Jerrell Jernigan, Troy	11/28/09
22. 141 (11)	0	Cleannord Saintil, Middle Tenn.	10/22/05
23. 140 (6)	1	Tim Baker, Texas Tech	9/16/00
140 (5)	1	Ivy Moore, Southern Illinois	9/13/75
25. 139 (10)	0	Cory McKinney, FIU	10/2/04

MOST YARDS PASSING, GAME

Yds	Name, School	A-C-TD	Date
1. 495	Steve Ramsey, North Texas	52-35-5	9/20/69
2. 448	Terry Dean, Florida	38-26-6	11/6/93
3. 438	Ryan Aplin, Arkansas St.	25-45-2	9/11/10
438	Daunte Culpepper, UCF	28-21-3	10/24/98
5. 432	Terry Bradshaw, La. Tech	47-28-2	10/12/68
6. 413	Mike Maxwell, Nevada	41-26-2	9/2/95
7. 410	John Welsh, Idaho	42-27-2	10/20/01
8. 403	Patrick Ramsey, Tulane	46-31-2	10/7/00
9. 396	Patrick Ramsey, Tulane	52-37-5	10/16/99
10. 388	Brandon Weeden, Okla. St.	39-24-3	9/3/11
11. 383	Giovanni Vizza, North Texas	57-35-3	10/6/07
12. 380	Shaun King, Tulane	38-20-3	10/31/98
13. 367	Kevin Kolb, Houston	31-24-2	10/7/06
14. 364	Tim Rattay, Louisiana Tech	30-16-5	11/15/97
15. 362	Anthony Calvillo, Utah State	51-29-1	9/4/93
16. 361	Giovanni Vizza, North Texas	44-29-2	10/11/08
17. 359	Rusty Smith, Florida Atlantic	28-18-4	10/24/09
18. 353	Luke McCown, La. Tech	42-31-6	10/14/00
19. 352	Nick Foles, Arizona	43-33-3	11/26/11
20. 351	Brandon Weeden, Okla. St.	29-47-5	10/8/10
21. 347	Andrico Hines, Middle Tenn.	24-17-1	10/19/02
347	Wes Counts, Middle Tenn.	38-19-1	9/25/99
23. 340	Lee Roberts, Southern Miss	28-19-5	9/26/98
24. 335	Terrence Jones, Tulane	32-23-2	11/1/86
335	Cleo Lemon, Arkansas State	27-14-2	10/4/97



TOP PERFORMANCES

100-YARD RUSHING PERFORMANCES SINCE 1950

Current players in bold | Quarterbacks in italics

Rnk	Yards (Att.)	Name, Opponent (Date)	Avg.
1.	297 (20)	Tyrell Fenroy at ULM (10/4/08)	14.9
2.	271 (26)	<i>Brian Mitchell vs. Colorado State (11/21/87)</i>	10.4
3.	261 (–)	F.G. Mixon at Stephen F. Austin (10/27/51)	–
4.	232 (27)	<i>Brian Mitchell vs. Arkansas State (11/18/89)</i>	8.6
5.	222 (12)	Dwayne Williams at Tulane (11/1/86)	18.5
6.	214 (29)	<i>Brian Mitchell vs. Lamar (11/11/89)</i>	7.4
7.	204 (33)	Darren Brister (Fr.-HS) vs. Arkansas State (10/12/96)	6.2
8.	194 (23)	Tyrell Fenroy vs. Kent State (9/20/08)	8.4
	194 (27)	Charles Copes at Louisiana College (11/8/52)	7.2
10.	193 (22)	<i>Brian Mitchell vs. ULM (9/30/89)</i>	8.8
11.	191 (18)	<i>Brian Mitchell (Fr.-HS) at Tulane (11/1/86)</i>	10.6
12.	189 (33)	Alonzo Harris (Fr.-HS) at Middle Tennessee (10/29/11)	5.7
13.	187 (28)	Kenyon Cotton vs. New Mexico State (10/14/95)	6.7
14.	186 (25)	Marcus Prier vs. Pacific (10/21/95)	7.4
15.	183 (20)	Tyrell Fenroy at Kansas State (9/27/08)	9.2
16.	178 (26)	Tyrell Fenroy vs. Arkansas State (11/25/06)	6.9
17.	177 (31)	Marcus Prier vs. New Mexico State (10/14/95)	5.7
18.	175 (19)	<i>Michael Desormeaux at Middle Tennessee (11/10/07)</i>	9.2
	175 (35)	Thomas Jackson at Louisiana Tech (11/19/83)	5.0
20.	174 (14)	<i>Michael Desormeaux (Fr.-RS) at Arkansas State (10/13/05)</i>	12.4
21.	172 (34)	Tyrell Fenroy at Florida International (11/18/06)	5.1
22.	171 (30)	Eric Lindsey at Arkansas State (10/4/97)	5.7
23.	169 (17)	Billy Higginbotham vs. Stephen F. Austin (10/25/52)	9.9
24.	164 (20)	Tyrell Fenroy (Fr.-HS) at ULM (11/26/05)	8.2
25.	163 (15)	Tyrell Fenroy (Fr.-HS) vs. Northwestern State (9/17/05)	10.9
26.	162 (27)	Greg Davis at ULM (9/19/81)	6.0
	162 (20)	Bill Bayard at Tampa (10/16/65)	8.1
28.	159 (21)	<i>Michael Desormeaux vs. Troy (9/22/07)</i>	7.6
	159 (31)	Jerome Coleman at Idaho (10/20/01)	5.1
30.	156 (27)	Tyrell Fenroy (Fr.-HS) vs. Troy (10/29/05)	5.8
	156 (24)	<i>Brian Mitchell vs. Arkansas State (11/19/88)</i>	6.5
32.	154 (21)	<i>Brian Mitchell vs. Northern Illinois (11/4/89)</i>	7.3
	154 (23)	George Crowson vs. Louisiana Tech (11/4/50)	6.7
34.	153 (31)	Chester Johnson vs. Idaho (10/25/03)	9.3
35.	152 (19)	Jim Barton vs. Northwestern State (11/15/69)	8.0
36.	150 (17)	<i>Michael Desormeaux vs. Kent State (9/20/08)</i>	8.8
	150 (28)	Tyrell Fenroy at Florida International (11/17/07)	5.4
	150 (18)	<i>Michael Desormeaux vs. North Texas (10/6/07)</i>	8.3
	150 (24)	Glen Floyd vs. Oklahoma State (9/6/86)	6.3
40.	149 (10)	<i>Michael Desormeaux at ULM (10/4/08)</i>	14.9
41.	147 (27)	Tyrell Fenroy (Fr.-HS) vs. Florida International (11/12/05)	5.4
42.	146 (16)	<i>Michael Desormeaux at Southern Mississippi (8/30/08)</i>	9.1
	146 (23)	Kenyon Cotton vs. Utah State (10/22/94)	6.3
44.	145 (23)	<i>Michael Desormeaux vs. Florida Atlantic (10/20/07)</i>	6.3
	145 (10)	Louis Roth vs. Corpus Christi (10/15/55)	14.5
46.	141 (27)	Kenyon Cotton at Louisiana Tech (9/28/96)	5.2
47.	139 (26)	<i>Brian Mitchell at Tulane (10/29/88)</i>	5.3
	139 (19)	Thomas Jackson at Wichita State (9/28/85)	7.3
	139 (31)	Rodney Smith at Lamar (10/15/79)	4.5
50.	138 (22)	Roland Henry at Chattanooga (9/26/70)	6.3
51.	137 (23)	Kenyon Cotton at UAB (10/19/96)	6.0
52.	136 (24)	Tyrell Fenroy vs. Ohio (9/8/07)	5.7
53.	135 (19)	Thomas Jackson at East Carolina (10/8/83)	7.1
54.	134 (28)	<i>Brian Mitchell vs. Southern Miss (10/21/89)</i>	4.8
	134 (14)	<i>Robbie Juul at Arkansas State (11/6/71)</i>	9.6
	134 (17)	Frank Foreman at East Texas State (9/29/56)	7.9
57.	133 (22)	<i>Jerry Babb at North Texas (11/5/05)</i>	6.1
	133 (19)	Rodney Smith at Arkansas State (9/29/79)	7.0
59.	132 (–)	Jack Baker at Troy (10/6/51)	–
60.	131 (19)	Steve Gossen at Sam Houston State (9/21/58)	6.8
61.	130 (18)	Billy Higginbotham vs. Stephen F. Austin (10/24/53)	7.2
62.	129 (20)	John Bernard at ULM (11/7/98)	6.5
	129 (11)	Barry Herbert vs. Tulsa (9/13/77)	11.7
	129 (9)	Mike Northcutt vs. Texas-Arlington (11/1/75)	14.3
65.	128 (16)	<i>Michael Desormeaux at Troy (11/22/08)</i>	8.0
	128 (22)	Tyrell Fenroy vs. Arkansas State (10/18/08)	5.8
	128 (23)	Jim Barton at Pensacola Navy (9/28/68)	5.6
68.	127 (22)	Darren Brister vs. Jacksonville State (11/11/00)	5.8
69.	126 (22)	Tyrell Fenroy vs. UTEP (11/8/08)	5.7
70.	125 (11)	<i>Tyjuan Hayes (Fr.-HS) at Texas A&M (9/15/90)</i>	11.4
	125 (8)	Louis Roth vs. East Texas State (10/1/55)	15.6
72.	124 (25)	Chester Johnson at ULM (11/20/04)	5.0
	124 (19)	Lafayette Mitchell vs. Trinity (9/23/72)	16.5
74.	123 (15)	<i>Michael Desormeaux at North Texas (10/11/08)</i>	8.2
	123 (7)	Tyrell Fenroy vs. North Texas (10/6/07)	17.6
	123 (8)	Billy Higginbotham vs. McNeese State (11/21/53)	15.4
	123 (21)	Charles Copes at Southern Miss (10/11/52)	5.9

Rnk	Yards (Att.)	Name, Opponent (Date)	Avg.
78	122 (–)	Steve Gossen vs. Sam Houston State (9/26/59)	–
	122 (15)	Frank Foreman at Southern Arkansas (10/20/56)	8.1
	122 (–)	F.G. Mixon at Troy (10/6/51)	–
81.	121 (21)	Darren Brister at Tulane (10/16/99)	5.8
	121 (20)	Steve Mocek vs. Northern Illinois (9/10/94)	6.1
	121 (21)	<i>Brian Mitchell vs. Memphis (11/7/87)</i>	5.8
84.	119 (25)	Aaron Fisher at Miami (9/11/93)	4.8
	119 (10)	Lindsey Landry vs. Austin College (11/2/62)	11.9
86.	118 (19)	Tyrell Fenroy vs. ULM (11/24/07)	6.2
	118 (27)	Tyrell Fenroy vs. ULM (12/2/06)	4.4
88.	117 (14)	Roland Henry vs. Doane (10/3/70)	8.4
	117 (30)	Jim Barton vs. ULM (11/1/69)	3.9
90.	116 (21)	<i>Michael Desormeaux at South Carolina (9/1/07)</i>	5.5
	116 (22)	<i>Tyjuan Hayes at Arkansas (9/21/91)</i>	5.3
	116 (16)	Steve Mocek (Fr.-RS) vs. ULM (8/31/91)	7.3
	116 (15)	<i>Brian Mitchell vs. Northern Illinois (10/15/88)</i>	7.7
	116 (17)	Thomas Jackson vs. Idaho State (9/21/85)	6.8
	116 (9)	Reggie Dupre vs. ULM (10/30/71)	12.9
96.	115 (13)	Jerome Coleman (So.-HS) vs. Tulane (10/7/00)	8.8
	115 (10)	Louis Roth vs. Northwestern State (11/12/55)	11.5
	115 (22)	Charles Copes vs. Stephen F. Austin (10/25/52)	5.2
99.	114 (19)	Undrea Sails vs. Southern (9/5/09)	6.0
	114 (20)	Jerome Coleman (So.-HS) at Louisiana Tech (10/14/00)	5.8
	114 (22)	<i>Brian Mitchell vs. Rice (9/23/89)</i>	5.2
102.	113 (14)	Tyrell Fenroy at (24) Tennessee (11/3/07)	8.1
	113 (30)	Darren Brister at Washington State (10/9/99)	3.8
	113 (23)	Kenyon Cotton vs. Northern Illinois (11/9/96)	4.9
	113 (26)	Marcus Prier vs. Louisiana Tech (11/4/95)	4.3
	113 (15)	Rodney Smith at Southern Illinois (9/8/79)	7.5
	113 (22)	Jim Barton vs. McNeese State (11/22/69)	5.2
	113 (10)	Lonny Price vs. Northwestern State (11/4/64)	11.3
109.	112 (28)	Blaine Gautier vs. FIU (11/20/10)	4.0
	112 (15)	Jim Kemp at Louisiana College (9/16/67)	7.5
111.	111 (8)	Louis Roth vs. McNeese State (11/21/53)	13.9
112.	110 (15)	Tyrell Fenroy vs. Eastern Michigan (9/30/06)	7.3
	110 (24)	Tyrell Fenroy at Houston (10/7/06)	4.6
114.	109 (19)	Travis Smothers at South Carolina (8/31/03)	5.7
	109 (16)	Marcus Prier at Arkansas State (10/16/93)	6.8
116.	108 (24)	Jerome Coleman vs. Nicholls State (9/1/01)	4.5
	108 (24)	Thomas Jackson at Rice (9/24/83)	4.5
	108 (13)	F.G. Mixon vs. East Texas Baptist (9/23/50)	8.2
	108 (16)	George Crowson vs. East Texas Baptist (9/23/50)	6.8
120.	107 (20)	Kenyon Cotton vs. Southern Miss (11/18/95)	5.4
	107 (8)	Fred Fredericksen vs. Austin College (11/2/62)	13.4
122.	106 (18)	Darren Brister at ULM (11/7/98)	5.9
	106 (17)	Robbie Gill (Fr.-HS) vs. Trinity (10/2/71)	6.2
124.	105 (21)	Yobes Walker (Fr.-RS) vs. Florida Atlantic	5.0
	105 (24)	Darren Brister vs. Wofford (11/20/99)	4.4
	105 (16)	Charles Copes vs. Troy (10/4/52)	6.6
127.	104 (14)	Tyrell Fenroy vs. North Carolina A&T (9/23/06)	7.4
	104 (20)	Steve Mocek vs. UNLV (11/5/94)	5.2
	104 (17)	Ed Blanco vs. Arkansas State (10/11/80)	6.1
130.	103 (22)	Elvis Joseph (Fr.-HS) vs. ULM (10/25/97)	4.7
	103 (20)	Marcus Prier at Tulane (10/28/95)	5.2
	103 (24)	<i>Brian Mitchell vs. Tulsa (10/7/89)</i>	4.3
133.	102 (22)	Tyrell Fenroy (Fr.-HS) at North Texas (11/5/05)	4.6
	102 (13)	<i>Richard Pannell (Fr.-RS) vs. Tulsa (10/11/86)</i>	7.8
	102 (23)	Thomas Jackson at UNLV (10/26/85)	4.6
	102 (20)	<i>Don Wallace (Fr.-HS) at Lamar (11/14/81)</i>	5.1
	102 (16)	Raymond Lation vs. Arkansas State (11/6/76)	6.4
	102 (11)	Frank Foreman vs. Arkansas State (10/16/54)	9.3
139.	101 (19)	<i>Michael Desormeaux vs. Ohio (9/8/07)</i>	5.3
	101 (4)	<i>Jerry Babb at Kansas State (9/18/04)</i>	25.3
	101 (16)	Kenyon Cotton vs. Arkansas State (10/8/94)	6.3
	101 (21)	Steve Mocek vs. Louisiana Tech (11/27/93)	4.8
	101 (13)	<i>Mark Speyrer vs. Abilene Christian (10/7/72)</i>	7.8
	101 (15)	Delbert Deville vs. Abilene Christian (10/7/72)	6.7
	101 (12)	<i>Robbie Juul vs. Southeastern Louisiana (9/16/72)</i>	8.4
	101 (7)	Billy Higginbotham vs. Troy (10/4/52)	14.4
147.	100 (24)	Tyrell Fenroy at Middle Tennessee (11/10/07)	4.2
	100 (11)	<i>Jerry Babb at ULM (11/26/05)</i>	9.1
	100 (17)	John Bernard vs. Western Kentucky (11/21/98)	5.9
	100 (26)	<i>Brian Mitchell at ULM (10/24/87)</i>	3.8
	100 (14)	<i>George Roussel vs. St. Norbert (11/8/69)</i>	7.1
	100 (18)	Charles Copes vs. Louisiana College (11/7/53)	5.6

TOP PERFORMANCES



Eric Rekieta (2002-03) threw for 473 yards against La.-Monroe in 2003



A month after Eric Rekieta's performance, freshman Jerry Babb (2003-06) threw for 435 yards with four TD's in a 57-51 four-overtime thriller at Middle Tennessee.

200-YARD PASSING PERFORMANCES SINCE 1950


Current players in bold

Rnk	Yards	Name, Opponent (Date)	A-C-TD-I
1.	470	Blaine Gautier vs. San Diego State (12/17/11)	40-24-1
2.	473	Eric Rekieta vs. La.-Monroe (10/11/03)	54-33-4-2
3.	435	Jerry Babb at Middle Tennessee (11/15/03)	56-37-4-1
4.	419	Blaine Gautier at Western Kentucky (10/22/11)	51-32-2-1
5.	407	Jon Van Cleave at Idaho (10/20/01)	35-27-3-1
6.	396	Jon Van Cleave at Middle Tennessee (10/19/02)	41-28-2-1
7.	384	Brad McGuire at Ohio (10/30/10)	25-39-2-1
8.	371	Jake Delhomme vs. Louisiana Tech (11/4/95)	40-27-3-1
9.	355	Blaine Gautier vs. La.-Monroe (11/5/11)	47-30-4-0
10.	344	Dwight Prudhomme vs. La-Monroe (11/6/82)	31-22-2-1
11.	338	Jon Van Cleave at North Texas (11/10/01)	66-34-1-1
12.	334	Jerry Babb at New Mexico State (10/9/04)	45-29-2-0
13.	330	Chris Masson at La.-Monroe (11/27/10)	21-43-2-1
14.	329	Blaine Gautier vs. Florida Atlantic (10/11/11)	33-26-2-0
	329	Jon Van Cleave vs. New Mexico State (11/17/01)	43-26-4-1
16.	327	Jerry Babb at Louisiana Tech (9/11/04)	53-31-1-2
17.	319	Jake Delhomme vs. Northern Illinois (11/9/96)	32-22-5-0
18.	315	Blaine Gautier at Arizona (11/26/11)	36-24-1-0
19.	313	Brian Mitchell at Southern Miss (10/21/89)	30-16-1-1
20.	311	Jake Delhomme at Arkansas (11/11/95)	43-24-2-3
21.	310	Chris Masson at North Texas (10/2/10)	18-32-2-0
22.	308	Chris Masson vs. Oklahoma State (10/8/10)	33-55-2-1
	308	Roy Henry vs. Pacific (10/23/76)	31-19-2-1
24.	302	Jerry Babb at Florida International (10/2/04)	42-30-1-1
25.	301	Jake Delhomme vs. Houston (10/5/96)	35-16-1-1
26.	300	Jake Delhomme at Louisiana Tech (9/28/96)	34-19-1-0
27.	299	Lance Domec at Middle Tennessee (11/1/8/00)	45-28-3-0
28.	297	George Cousan at Northwestern State (11/14/70)	27-14-3-1
29.	293	Dwight Prudhomme vs. Louisiana Tech (11/13/82)	40-21-2-0
30.	292	Jake Delhomme vs. Arkansas State (10/12/96)	28-19-3-1
31.	285	Brian Mitchell at Louisiana Tech (10/8/88)	35-16-2-1
32.	284	Jon Van Cleave at Houston (9/14/02)	44-23-1-1
33.	283	Chris Masson vs. Southern (9/5/09)	24-18-2-0
34.	282	Jon Van Cleave vs. Tulane (10/7/00)	31-16-1-1
	282	Brian Mitchell vs. Central Michigan (9/9/89)	30-15-1-0
	282	Jake Delhomme at UAB (10/19/96)	38-18-4-3
37.	278	Jake Delhomme vs. Troy (9/17/94)	46-22-2-2
	278	Jake Delhomme at Southern Miss (9/21/96)	36-21-1-0
39.	275	Jake Delhomme at Northern Illinois (9/23/95)	31-15-2-0
40.	271	Barton Folse at Arkansas (9/5/98)	30-16-1-1
41.	266	Jake Delhomme vs. UAB (9/9/95)	19-13-1-0
42.	261	Jon Van Cleave at Arkansas State (10/13/01)	40-29-2-1
	261	George Coussan vs. Tampa (11/7/70)	39-18-1-2
44.	258	Jake Delhomme at Memphis (9/16/95)	37-15-3-1
45.	257	Jake Delhomme vs. Memphis (10/26/96)	40-24-0-3
46.	256	Eric Rekieta vs. Arkansas State (11/9/02)	33-25-1-1
	256	George Coussan vs. Lamar (10/24/70)	24-10-1-1
48.	255	Jake Delhomme at Virginia Tech (11/2/96)	34-17-1-2
49.	254	Blaine Gautier at Florida Atlantic (11/13/11)	21-36-2-1
	254	Chris Masson at FIU (10/31/09)	36-22-1-1
	254	Jake Delhomme at Texas Tech (11/16/96)	42-19-1-2
52.	253	Michael Desormeaux vs. Kent State (9/20/08)	22-15-1-0
	253	Don Wallace at McNeese State (11/10/84)	28-16-0-1
	253	Brian Mitchell vs. Southern Miss (10/22/88)	39-20-2-1
55.	252	Chris Masson vs. La.-Monroe (11/21/09)	27-16-0-0
	252	Roy Henry vs. Southern Illinois (10/15/77)	45-18-0-2
	252	Jake Delhomme at Arkansas State (10/7/95)	28-20-2-1

Rnk	Yards	Name, Opponent (Date)	A-C-TD-I
58.	250	Brian Mitchell vs. Tulane (9/16/89)	32-15-0-2
59.	249	Jake Delhomme at Tulane (10/28/95)	40-21-1-2
60.	248	Jake Delhomme at San Jose State (9/24/94)	36-16-2-3
61.	247	Jon Van Cleave vs. Idaho (11/2/02)	32-17-2-1
62.	246	Chris Masson at Troy (10/16/11)	23-41-1-1
63.	243	Michael Desormeaux vs. Middle Tennessee (12/30/8)	25-18-4-0
	243	Barry Pollard vs. San Jose State (11/22/74)	44-23-0-3
65.	242	Jon Van Cleave vs. UAB (9/21/02)	23-16-1-0
66.	238	Blaine Gautier vs. North Texas (10/15/11)	20-14-4-0
67.	237	Roy Henry vs. Louisiana Tech (10/23/76)	34-18-2-1
68.	235	Roy Henry vs. Tulsa (9/3/77)	22-13-4-0
	235	Jake Delhomme vs. Pacific (10/21/95)	22-13-3-0
70.	234	Michael Desormeaux vs. Ohio (9/8/07)	26-16-2-0
71.	232	Jon Van Cleave vs. North Texas (10/26/02)	41-21-0-1
72.	230	Jon Van Cleave vs. Middle Tennessee (9/29/01)	37-25-1-1
	230	Jerry Babb at Troy (11/4/06)	29-16-2-1
74.	229	Chris Masson at Arkansas State (11/7/09)	40-28-0-0
75.	228	Jon Van Cleave at New Mexico State (10/12/02)	30-22-2-0
	228	Jerry Babb at Eastern Michigan (9/10/05)	21-29-0-0
77.	226	Jake Delhomme vs. Southern Miss (11/18/95)	36-18-0-1
	226	Jon Van Cleave vs. ULM (10/27/01)	33-20-1-0
79.	225	Eric Rekieta at Oklahoma State (10/4/03)	37-25-0-1
80.	224	Phil Reynolds at North Texas (10/4/80)	24-15-2-2
81.	223	Chris Masson vs. Western Kentucky	16-34-1-2
82.	222	Jake Delhomme vs. Memphis (9/18/93)	27-19-2-0
	222	Jerry Babb vs. Northwestern State (9/17/05)	18-28-3-2
84.	221	Blaine Gautier at FIU (9/24/11)	26-14-3-0
85.	220	Chris Masson at Middle Tennessee (11/14/09)	43-25-1-1
	220	Brian Mitchell vs. Southern Miss (11/28/87)	21-13-3-0
	220	Jon Van Cleave at Arizona State (10/6/01)	44-19-1-1
88.	219	Brian Mitchell vs. Sam Houston State (9/16/88)	29-15-2-0
	219	Jake Delhomme at UNLV (11/20/93)	26-14-3-0
	219	Jake Delhomme vs. Louisiana Tech (11/27/93)	25-19-0-1
91.	218	Lance Domec at Arkansas State (10/4/97)	20-17-3-0
92.	217	Michael Desormeaux at North Texas (10/11/08)	20-14-3-1
	217	Roy Henry at Louisiana Tech (10/15/77)	36-16-3-3
	217	Curt Calderera at Louisiana Tech (10/26/81)	35-16-2-0
	217	James Freeman vs. Nicholls State (9/8/90)	23-12-2-2
96.	216	Michael Desormeaux vs. FIU (11/1/08)	19-13-2-0
97.	214	Don Wallace vs. East Carolina (11/3/84)	21-14-2-1
98.	213	Jake Delhomme at (4) Florida (8/31/96)	24-11-2-4
99.	212	Derek Dyer at Arkansas State (11/30/99)	31-17-1-1
100.	211	Chris Masson vs. Troy (10/8/11)	29-21-2-0
101.	210	Barton Folse at UAB (10/3/98)	36-17-0-2
102.	209	Chris Masson vs. Florida Atlantic (10/24/09)	30-19-1-1
102.	208	Jerry Babb at Idaho (10/16/04)	42-17-1-1
	208	Jake Delhomme at Southern Miss (10/15/94)	32-11-1-5
104.	206	Blaine Gautier at Arkansas State (11/12/11)	38-19-2-3
	206	Jake Delhomme vs. Northern Illinois (9/10/94)	20- 8-1-0
106.	207	Jerry Babb vs. Florida International (11/8/03)	36-21-0-1
107.	205	Brian Mitchell vs. Colorado State (11/21/87)	21-13-0-1
108.	204	Chris Masson at Western Kentucky (10/17/09)	25-16-2-0
	204	Curt Calderera vs. North Texas (9/26/81)	20- 8-1-0
110.	202	Jerry Babb vs. Eastern Michigan (9/30/06)	21-17-2-0
111.	200	Michael Desormeaux at (24) Illinois (9/13/08)	35-25-1-0



TOP PERFORMANCES



Brandon Stokley (1995-98) posted a school-record 19 100-yard games during his career.



New Orleans native Fred Stamps (2000-03) became just the second player in school history to record a 200-yard game, catching 13 passes for 201 yards against Middle Tennessee in 2003.


100-YARD RECEIVING PERFORMANCES SINCE 1950

Current players in bold

Rnk	Yards (Rec.)	Name, Opponent (Date)	TD
1.	220 (8)	Willie Culpepper at McNeese State (11/15/86)	1
2.	201 (13)	Fred Stamps at Middle Tennessee (11/15/03)	3
3.	198 (8)	Fred Stamps vs. ULM (10/11/03)	2
4.	193 (9)	Javone Lawson vs. San Diego State (12/17/11)	2
5.	190 (10)	Brandon Stokley at Louisiana Tech (9/28/96)	1
6.	189 (9)	Brandon Stokley vs. Houston (10/5/96)	1
7.	181 (7)	Brandon Stokley at (19) Tulane (10/31/98)	3
8.	176 (12)	Harry Peoples vs. Florida Atlantic (10/11/11)	1
	176 (6)	Brandon Stokley at Northern Illinois (9/23/95)	1
10.	168 (4)	Donald Richard vs. Northern Illinois (9/10/94)	1
11.	164 (8)	Quent McCollum vs. Southern Miss (10/21/89)	0
12.	163 (3)	Clarence Verdin at Texas-Arlington (10/16/82)	1
13.	156 (9)	Dave Oliver vs. Pacific (10/23/76)	1
14.	155 (6)	Brandon Stokley at Memphis (9/16/95)	1
15.	154 (7)	Willie Culpepper vs. Northern Illinois (10/15/88)	0
16.	152 (7)	Brandon Stokley at Oklahoma State (11/14/98)	2
17.	151 (6)	Brandon Stokley at Arkansas (9/5/98)	0
18.	150 (4)	Tom Hauser vs. Southern Miss (9/12/70)	1
19.	148 (8)	Andre George at Middle Tennessee (10/19/02)	0
20.	147 (3)	Andre George vs. Tulane (10/7/00)	1
	147 (12)	Brandon Stokley vs. Louisiana Tech (11/4/95)	2
22.	145 (6)	Marcus Carter at Tulane (10/9/93)	3
23.	143 (9)	Bill Sampy vs. Arkansas State (10/23/04)	0
	143 (11)	Dave Oliver vs. Cincinnati (9/18/76)	1
	143 (3)	Dave Oliver at Cincinnati (10/25/75)	1
26.	142 (10)	Nelson Schexnayder vs. Northwestern State (11/13/71)	1
27.	141 (9)	Wayde Butler at Central Michigan (9/7/91)	1
28.	140 (10)	Harry Peoples at Western Kentucky (10/22/11)	0
	140 (8)	Donald Richard at Southern Miss (9/21/96)	0
30.	139 (4)	Fred Stamps at Houston (9/14/02)	1
	139 (8)	Brandon Stokley vs. Northern Illinois (11/9/96)	1
	137 (5)	Javone Lawson at Arizona (11/26/11)	0
33.	136 (13)	Ladarius Green (TE) vs. La.-Monroe (11/5/11)	2
	136 (6)	Quent McCollum at Tulsa (10/20/90)	1
35.	134 (8)	Fred Stamps vs. Arkansas State (11/9/02)	0
	134 (9)	Fred Stamps at Middle Tennessee (10/19/02)	1
	134 (8)	Wayde Butler vs. ULM (9/12/92)	1
38.	133 (10)	Brandon Stokley vs. Arkansas State (10/17/98)	1
39.	132 (6)	Willie Culpepper at Louisiana Tech (10/8/88)	2
40.	131 (8)	Javone Lawson vs. Troy (10/8/11)	1
	131 (7)	Ladarius Green (TE) vs. La.-Monroe (11/21/09)	0
	131 (7)	Marcus Wilridge vs. Middle Tennessee (9/26/99)	1
43.	130 (7)	Luke Aubrey (TE) vs. Troy (11/28/09)	1
	130 (10)	Brandon Stokley vs. Southern Miss (11/18/95)	0
	130 (6)	John Falgout vs. Lamar (9/20/52)	2
46.	127 (6)	Donald Richard at Southern Miss (10/15/94)	1
	127 (6)	Marcus Carter at UNLV (11/20/93)	1
	127 (4)	Tom Hauser at Louisiana Tech (10/11/69)	1
49.	125 (7)	Kemmie Lewis at Idaho (10/16/04)	1
	125 (9)	Brandon Stokley at Arkansas (11/11/95)	1
	125 (4)	Nelson Schexnayder at Northwestern State (11/14/70)	2
52.	123 (3)	Jason Chery at North Texas (10/11/08)	3
	123 (9)	Nick Dugas at Idaho (10/20/01)	1
	123 (14)	Nick Dugas at Arkansas State (10/13/01)	1
	123 (2)	Claude Charles vs. North Texas (9/26/81)	2
56.	122 (8)	Brandon Stokley at (4) Florida (8/31/96)	0
	122 (6)	Pierre Perkins vs. East Carolina (11/3/84)	1

Rnk	Yards (Rec.)	Name, Opponent (Date)	TD
58.	121 (5)	Ladarius Green (TE) vs. San Diego State (12/17/11)	1
59.	120 (6)	Ladarius Green (TE) vs. La.-Monroe (11/27/10)	1
	120 (7)	Ulysses Abadie at Lamar (10/20/73)	0
61.	119 (5)	Ladarius Green (TE) vs. Troy (11/28/09)	2
	119 (6)	Quent McCollum at Tulane (9/16/89)	1
63.	118 (5)	Fred Stamps at Oklahoma State (10/4/03)	0
64.	117 (6)	Donald Richard vs. Louisiana Tech (11/4/95)	0
65.	116 (3)	Donald Richard vs. UAB (9/9/95)	1
	116 (5)	Calvin James (TE) at Hawai'i (10/1/77)	1
	116 (3)	Nelson Schexnayder vs. Southeastern Louisiana (9/19/70)	1
68.	115 (7)	Marlin Miller vs. Florida Atlantic (10/24/09)	1
	115 (7)	Fred Stamps at Texas A&M (8/31/02)	1
	115 (9)	Brandon Stokley at Arkansas State (10/7/95)	1
	115 (8)	Quent McCollum vs. Southern Miss (10/22/88)	1
72.	114 (3)	Rodney Smith vs. Louisiana Tech (10/7/78)	1
73.	113 (7)	Brandon Stokley at Tulane (10/28/95)	1
	113 (8)	Marcus Carter vs. Memphis (9/18/93)	0
75.	111 (6)	Ladarius Green (TE) vs. Florida Atlantic (11/13/10)	1
	111 (5)	Fred Stamps vs. UAB (9/21/02)	1
	111 (2)	Dave Oliver vs. McNeese State (11/27/76)	2
78.	110 (7)	Javone Lawson vs. La.-Monroe (11/5/11)	1
	110 (4)	Darryl Surgent at Ohio (10/30/10)	0
	110 (5)	Fred Stamps at Idaho (10/20/01)	0
	110 (8)	Brandon Stokley vs. Western Kentucky (11/21/98)	1
	110 (7)	Claude Charles at Louisiana Tech (10/26/81)	2
83.	109 (2)	Darryl Surgent vs. North Texas (10/15/11)	1
	109 (8)	Bill Sampy at New Mexico State (10/9/04)	2
	109 (6)	Andre George vs. Idaho (11/2/02)	1
	109 (4)	Mickey Bergeron vs. Lamar (10/26/68)	1
87.	108 (7)	Brandon Stokley vs. Arkansas State (10/12/96)	2
88.	107 (6)	Ladarius Green (TE) vs. Ohio (10/30/10)	1
	107 (7)	Jason Chery vs. ULM (11/24/07)	0
	107 (8)	Bill Sampy at Louisiana Tech (9/11/04)	1
	107 (4)	Marcus Wilridge vs. Nicholls State (9/1/01)	0
	107 (7)	Marcus Carter at Miami (9/11/93)	0
	107 (8)	Quent McCollum vs. Alabama (10/6/90)	0
94.	106 (6)	Desmond Williams vs. Louisiana Tech (11/15/97)	1
	106 (3)	Leonard Kleinpeter at Lamar (10/30/65)	2
96.	105 (6)	Willie Culpepper vs. Southern Miss (11/28/87)	2
97.	104 (8)	Bill Sampy at ULM (11/20/04)	1
	104 (5)	Marcus Wilridge vs. Tulane (10/7/00)	0
99.	103 (6)	Ladarius Green (TE) vs. FIU (11/20/10)	1
	103 (3)	Brandon Stokley vs. Northwestern State (9/12/98)	1
	103 (4)	Jim Kemp (FB) vs. Arkansas State (11/9/68)	1
102.	102 (8)	Javone Lawson at Western Kentucky (10/22/11)	0
	102 (7)	Derrick Smith vs. North Texas (11/11/06)	1
	102 (6)	Bill Sampy vs. ULM (10/11/03)	1
	102 (6)	Franco Smith at Arkansas State (10/4/97)	2
	102 (6)	Donald Richard vs. Northern Illinois (11/9/96)	1
	102 (8)	Donald Richard at Tulane (10/28/95)	0
108.	101 (2)	Jason Chery at Arkansas State (10/13/07)	1
	101 (5)	Andre George at Middle Tennessee (11/18/00)	0
	101 (2)	Clarence Verdin at Rice (9/24/83)	1
	101 (6)	Curtis Calhoun (TE) at North Texas (10/4/80)	2
112.	100 (7)	Fred Stamps vs. New Mexico State (11/17/01)	2

TOP PERFORMANCES



JAKE DELHOMME



BRANDON STOKLEY



DONALD RICHARD

100-YARD RUSHER/RECEIVER SAME GAME


- | | |
|--|--|
| <ol style="list-style-type: none"> 1. September 24, 1983 at Rice (L, 21-22)
Rusher: Thomas Jackson (24 att, 108 yds)
Receiver: Clarence Verdin (2 rec, 101 yds, 1 TD) 2. October 15, 1988 vs. Northern Illinois (W, 45-0)
Rusher: Brian Mitchell-QB (15 att, 116 yds)
Receiver: Willie Culpepper (7 rec, 154 yds) 3. October 21, 1989 at Southern Miss (W, 24-21)
Rusher: Brian Mitchell-QB (28 att, 134 yds)
Receiver: Quent McCollum (8 rec, 164 yds) 4. September 11, 1993 at Miami (L, 28-29)
Rusher: Aaron Fisher (25 att, 119 yds)
Receiver: Marcus Carter (7 rec, 107 yds) 5. September 10, 1994 vs. Northern Illinois (W, 29-9)
Rusher: Steve Mocek (20 att, 121 yds)
Receiver: Donald Richard (4 rec, 168 yds, 1 TD) 6. October 28, 1995 at Tulane (W, 32-28)
Rusher: Marcus Prier (26 att, 103 yds)
Receiver: Brandon Stokley (7 rec, 113 yds, 1 TD);
Donald Richard (8 rec, 102 yds) 7. November 4, 1995 vs. Louisiana Tech (W, 40-33)
Rusher: Marcus Prier (26 att, 113 yds)
Receiver: Brandon Stokley (12 rec, 147 yds, 2 TD);
Donald Richard (6 rec, 117 yds) 8. November 18, 1995 vs. Southern Miss (L, 32-35)
Rusher: Kenyon Cotton (20 att, 107 yds)
Receiver: Brandon Stokley (10 rec, 130 yds) 9. September 28, 1996 at Louisiana Tech (W, 37-31)
Rusher: Kenyon Cotton (27 att, 141 yds)
Receiver: Brandon Stokley (10 rec, 190 yds, 1 TD) 10. October 12, 1996 vs. Arkansas State (W, 42-31)
Rusher: Darren Brister (33 att, 204 yds)
Receiver: Brandon Stokley (7 rec, 108 yds, 2 TD) 11. November 9, 1996 vs. Northern Illinois (W, 45-31)
Rusher: Kenyon Cotton (23 att, 113 yds)
Receiver: Brandon Stokley (8 rec, 139 yds, 1 TD);
Donald Richard (6 rec, 102 yds, 1 TD) | <ol style="list-style-type: none"> 12. October 4, 1997 at Arkansas State (W, 41-38)
Rusher: Eric Lindsey (30 att, 171 yds)
Receiver: Franco Smith (6 rec, 102 yds, 2 TD) 13. October 25, 1997 at ULM (L, 21-28 OT)
Rusher: Elvis Joseph (22 att, 103 yards)
Receiver: Marcus Wilridge (4 rec, 123 yds, 1 TD) 14. November 11, 1998 vs. WKU (L, 24-38)
Rusher: John Bernard (17 att, 100 yds)
Receiver: Brandon Stokley (8 rec, 110 yds, 1 TD) 15. October 7, 2000 vs. Tulane (L, 37-38)
Rusher: Jerome Coleman (13 att, 115 yds)
Receiver: Andre George (3 rec, 147 yds, 1 TD);
Marcus Wilridge (5 rec, 104 yds) 16. September 1, 2001 vs. Nicholls State (W, 20-0)
Rusher: Jerome Coleman (24 attempts, 108 yards)
Receiver: Marcus Wilridge (4 rec., 107 yards) 17. October 20, 2001 at Idaho (W, 54-37)
Rusher: Jerome Coleman (31 attempts, 159 yards)
Receiver: Nick Dugas (9 rec., 123 yards, 1 TD);
Fred Stamps (5 rec., 110 yards) 18. November 20, 2004 at ULM (L, 10-13)
Rusher: Chester Johnson (25 attempts, 124 yards)
Receiver: Bill Sampy (8 rec., 104 yards, 1 TD) 19. November 24, 2007 vs. ULM (L, 11-17)
Rusher: Tyrell Fenroy (19 attempts, 118 yards, 1TD)
Receiver: Jason Chery (7 rec., 107 yards) 20. October 11, 2008 at North Texas (W, 59-30)
Rusher: Michael Desormeaux-QB (15 attempts, 123 yards, 1TD)
Receiver: Jason Chery (3 rec., 123 yards, 3TD) 21. October 24, 2009 vs. Florida Atlantic (L, 29-51)
Rusher: Yobes Walker (21 attempts, 105 yards)
Receiver: Marlin Miller (7 rec., 115 yards, 1TD) 21. Nov 20, 2010 vs. FIU (L, 17-38)
Rusher: Blaine Gautier - QB (28 attempts, 112 yards, 1 TD)
Receiver: Ladarius Green (6 rec., 103 yards, 1 TD) |
|--|--|

300-YARD PASSER 100-YARD RUSHER/RECEIVER IN SAME GAME

1. October 21, 1989 at Southern Miss (W, 24-21)
Passer: Brian Mitchell (313)
Rusher: Brian Mitchell (134)
Receiver: Quent McCollum (164)
2. November 4, 1995 vs. Louisiana Tech (W, 40-33)
Passer: Jake Delhomme (371)
Rusher: Marcus Prier (113)
Receiver: Brandon Stokley (147)
Receiver: Donald Richard (117)
3. September 28, 1996 at Louisiana Tech (W, 37-31)
Passer: Jake Delhomme (300)
Rusher: Kenyon Cotton (141)
Receiver: Brandon Stokley (190)
4. November 9, 1996 vs. Northern Illinois (W, 45-31)
Passer: Jake Delhomme (319)
Rusher: Kenyon Cotton (113)
Receiver: Brandon Stokley (139)
Receiver: Donald Richard (102)
5. October 20, 2001 at Idaho (W, 54-37)
Passer: Jon Van Cleave (407)
Rusher: Jerome Coleman (159)
Receiver: Nick Dugas (123)
Receiver: Fred Stamps (110)

top scoring quarterback/receiving combinations

<table border="0"> <tr> <th>Quarterback/Receiver</th> <th>TD</th> </tr> <tr> <td>1. Jake Delhomme/Donald Richard (1994-96)</td> <td>20</td> </tr> <tr> <td>2. Jake Delhomme/Brandon Stokley (1995-96)</td> <td>15</td> </tr> <tr> <td>3. Roy Henry/David Oliver (1975-76)</td> <td>12</td> </tr> <tr> <td>4. Blaine Gautier/Ladarius Green (2010-11)</td> <td>10</td> </tr> <tr> <td>5. Jon Van Cleave/Fred Stamps (2001-02)</td> <td>9</td> </tr> <tr> <td>Brian Mitchell/Willie Culpepper (1986-88)</td> <td>9</td> </tr> <tr> <td>Jack Herron/Charles Gaudin (1951)</td> <td>9</td> </tr> </table>	Quarterback/Receiver	TD	1. Jake Delhomme/Donald Richard (1994-96)	20	2. Jake Delhomme/Brandon Stokley (1995-96)	15	3. Roy Henry/David Oliver (1975-76)	12	4. Blaine Gautier/Ladarius Green (2010-11)	10	5. Jon Van Cleave/Fred Stamps (2001-02)	9	Brian Mitchell/Willie Culpepper (1986-88)	9	Jack Herron/Charles Gaudin (1951)	9	<table border="0"> <tr> <td>8. Michael Desormeaux/Jason Chery (2005-08)</td> <td>7</td> </tr> <tr> <td>Jerry Babb/Bill Sampy (2003-05)</td> <td>7</td> </tr> <tr> <td>Tyjuan Hayes/Wayde Butler (1991-92)</td> <td>7</td> </tr> <tr> <td>11. Blaine Gautier/Darryl Surgent (2011)</td> <td>6</td> </tr> <tr> <td>Eric Rekieta/Fred Stamps (2002-03)</td> <td>6</td> </tr> <tr> <td>Jon Van Cleave/Andre George (2000-02)</td> <td>6</td> </tr> <tr> <td>O'Neal Weber/Leonard Kleinpeter (1965-66)</td> <td>6</td> </tr> <tr> <td>Allen Meyers/John Falgout (1952)</td> <td>6</td> </tr> </table>	8. Michael Desormeaux/Jason Chery (2005-08)	7	Jerry Babb/Bill Sampy (2003-05)	7	Tyjuan Hayes/Wayde Butler (1991-92)	7	11. Blaine Gautier/Darryl Surgent (2011)	6	Eric Rekieta/Fred Stamps (2002-03)	6	Jon Van Cleave/Andre George (2000-02)	6	O'Neal Weber/Leonard Kleinpeter (1965-66)	6	Allen Meyers/John Falgout (1952)	6
Quarterback/Receiver	TD																																
1. Jake Delhomme/Donald Richard (1994-96)	20																																
2. Jake Delhomme/Brandon Stokley (1995-96)	15																																
3. Roy Henry/David Oliver (1975-76)	12																																
4. Blaine Gautier/Ladarius Green (2010-11)	10																																
5. Jon Van Cleave/Fred Stamps (2001-02)	9																																
Brian Mitchell/Willie Culpepper (1986-88)	9																																
Jack Herron/Charles Gaudin (1951)	9																																
8. Michael Desormeaux/Jason Chery (2005-08)	7																																
Jerry Babb/Bill Sampy (2003-05)	7																																
Tyjuan Hayes/Wayde Butler (1991-92)	7																																
11. Blaine Gautier/Darryl Surgent (2011)	6																																
Eric Rekieta/Fred Stamps (2002-03)	6																																
Jon Van Cleave/Andre George (2000-02)	6																																
O'Neal Weber/Leonard Kleinpeter (1965-66)	6																																
Allen Meyers/John Falgout (1952)	6																																



Local artist Tony Bernard captured running back Tyrell Fenroy's amazing career with a painting of No. 32, available online.