



LOUISIANA

2014 SOFTBALL GAME NOTES



@ULRaginCajuns

www.RaginCajuns.com



/RaginCajunsAthletics

May 21, 2013 • Contact: Nick Ross • Office: 337.482.6329 • Cell: 651.808.2743 • Email: nickross@louisiana.edu

Date	Opponent	Time/Result
Feb. 7	Northern Iowa ¹	W, 10-8
Feb. 7	#7 Texas ¹	L, 10-7
Feb. 8	North Carolina (RV) ¹	W, 6-5
Feb. 8	#7 Texas ¹	L, 7-3
Feb. 9	Purdue ¹	T, 7-7
Feb. 14	#4 Michigan ²	W, 8-6
Feb. 14	Valparaiso ²	W, 3-2
Feb. 15	#4 Michigan ²	L, 15-1
Feb. 15	Memphis ²	W, 13-2
Feb. 16	Central Arkansas ²	W, 5-0
Feb. 21	vs. Illinois State ³	W, 10-4
Feb. 21	vs. James Madison ³	L, 3-0
Feb. 22	vs. Hofstra ³	W, 7-4
Feb. 22	vs. South Florida ³	L, 8-5
Feb. 23	vs. Rutgers ³	W, 4-3
Feb. 28	vs. UTSA ⁴	W, 6-2
Feb. 28	vs. #12 Baylor ⁴	W, 11-10
March 1	vs. Chattanooga ⁴	W, 6-2
March 1	vs. Ohio ⁴	W, 3-1
March 2	vs. Memphis ⁴	W, 3-2
March 6	Lamar (TV)	W, 14-3
March 14	#13 Oklahoma	L, 13-5
March 15	#13 Oklahoma	W, 7-0
March 15	#13 Oklahoma	W, 3-1
March 19	Sam Houston State	W, 6-0
March 19	Sam Houston State	W, 4-2
March 22	at Georgia State *	W, 8-3
March 22	at Georgia State *	W, 4-2
March 23	at Georgia State *	W, 13-0
March 29	Texas State *	W, 5-2
March 29	Texas State *	W, 5-2
March 30	Texas State *	W, 8-3
Apr. 5	at WKU *	W, 8-4
Apr. 5	at WKU *	W, 11-5
Apr. 6	at WKU *	W, 6-4
Apr. 12	#15 South Alabama *	W, 6-2
Apr. 12	#15 South Alabama *	L, 8-4
Apr. 13	#15 South Alabama *	W, 5-1
Apr. 16	McNeese State (TV)	W, 5-4
Apr. 19	at Troy *	W, 5-0
Apr. 19	at Troy *	W, 9-0
Apr. 22	at #14 Baylor	W, 5-2
Apr. 22	at #14 Baylor	W, 7-4
Apr. 26	at UT Arlington *	W, 7-0
Apr. 26	at UT Arlington *	W, 13-0
Apr. 27	at UT Arlington *	W, 8-0
May 3	ULM* (TV)	W, 8-6
May 3	ULM* (TV)	W, 7-0
May 4	ULM*	W, 9-3
May 8	WKU ⁵	W, 5-3
May 9	#22 South Alabama ⁵	L, 4-2 (8 inn)
May 9	ULM ⁵	W, 14-6
May 10	#22 South Alabama ⁵	W, 4-1
May 16	Texas Southern ⁶	W, 7-4
May 17	Texas	W, 3-2
May 18	Texas	W, 10-1
May 23	Arizona	8 p.m.
May 24	Arizona	2 p.m.
May 24	Arizona (if nec.)	5 p.m.
May 30-June 6	WCWS	TBA

¹ 28th Annual Louisiana Classics (Lafayette, La.)

² Ragin' Cajuns Invite (Lafayette, La.)

³ NFCA Leadoff Classic (Clearwater, Fla.)

⁴ Gulfport College Classic (Gulfport, Miss.)

⁵ 2014 Sun Belt Conference Championships (Lafayette, La.)

⁶ NCAA Lafayette Regional (Lafayette, La.)

* Denotes Sun Belt Conference Game

BOLD Denotes at Lamson Park

2014 NCAA Lafayette Super Regional

May 23-24, 2014

Lamson Park - Lafayette, La.



Louisiana
Ragin' Cajuns
47-8-1
Sun Belt
5th Super Regional

Arizona
Wildcats
44-14
Pac-12
9th Super Regional

All-Time Series:
Arizona leads 19-3

Last Meeting:
March 7, 2011, Arizona won 10-2
Fullerton, Calif.

Postseason Series:
Tied 2-2

Lafayette Super Regional Schedule

Friday

Game 1 - **Louisiana** vs. Arizona - 8 p.m.

Saturday

Game 2 - Louisiana vs. **Arizona** - 2 p.m.

Game 3 (if necessary) - **Louisiana** vs. Arizona - 5 p.m.

*Home team is bold

ODDS & ENDS

- The Ragin' Cajuns are 63-48 all-time in the NCAA tournament, winning all three games this season in the Lafayette Regional.
- This is the fifth Super Regional in school history and the first time the Ragin' Cajuns have hosted.
- The Cajuns have advanced to an NCAA Super Regional in four of the last five seasons and five of the last seven. This is the second Super Regional the Cajuns will share with a team hailing from the Republic of Arizona, falling to Arizona State in 2012.
- The Cajuns have advanced to one WCWS since the Super Regionals started, defeating Houston in three games in 2008.
- Louisiana is 4-7 in Super Regional games, losing the third game of the series in the past two seasons.
- The Cajuns went 4-2 in the NCAA tournament last season, sweeping the Baton Rouge Regional and going 1-2 in the Ann Arbor Super Regional.
- The last time the Ragin' Cajuns lost an NCAA Tournament game at Lamson Park was the 2002 Lafayette Regional when they fell to LSU, 5-2, to be eliminated from the tournament.

WHAT'S ON TAP? The Louisiana Ragin' Cajuns will play in their third straight NCAA Super Regional when they host the Arizona Wildcats on the road to the Women's College World Series in Oklahoma City, Okla. The winner of the three-game series will advance to the 2014 WCWS. The Cajuns have advanced to the WCWS five times and are on a quest to make it back for the first time since 2008.

ABOUT THE OPPONENT: The Wildcats come into the game with a 44-14 record, after going 3-1 in the Tucson Regional, needing a second game on Championship Sunday to get past LSU. The Wildcats defeated Boston University, 8-6, and LSU, 9-8, to advance to the regional championship round. LSU got the best of the 'Cats in the first game on Sunday, defeating Arizona 5-1, before Arizona overwhelmed the Tigers with a 13-5, mercy-rule victory. Arizona boasts the most powerful roster in the nation as the only team with more home runs per game than the Cajuns, averaging 1.83 home runs per game (106 overall), and a slugging percentage of .645, also the best in the nation. They are led by six players with 10-or-more homers, including Chelsea Goodacre (22), and Katiyana Mauga (19).

BOMBS AWAY: The Cajuns and Wildcats boast two of the top offenses in the nation coming into the weekend, especially in the power categories. Arizona is the NCAA leader in home runs per game with 106 total homers, averaging 1.83 per game. The Cajuns are second in the nation, just behind Arizona with 1.52 homers per game. Arizona also holds the national lead in runs per game with 7.69, with the Cajuns coming in tenth with 6.57 per game.

#GEAUXCAJUNS

General

Location.....Lafayette, La. (70506)
 Founded 1898
 Enrollment 16,687 (Spring 2013)
 Nickname.....Ragin' Cajuns
 School Colors..... Vermilion (PMS 193) and White
 ConferenceSun Belt Conference
 President Dr. Joseph Savoie (Louisiana, 1976)
 Athletic Director Scott Farmer (Georgia Southern, 1986)
 Faculty Athletics Rep..... Anita Hazelwood (Louisiana, 1976)
 Athletics Dept. Phone..... (337) 482-5393
 Ticket Office Phone (337) 265) 2100

Louisiana Softball History

First Year of Softball..... 1981
 All-Time Record (before 2014)..... 1,406-421 (.770)
 All-Time Sun Belt Record (Since 1991)..... 226-42 (.843)
 Sun Belt Regular Season/Championship Titles 12/12
 NCAA Regional Appearances 24
 1990-1997, 1999-2014
 NCAA Regional Record..... 50-31 (.617)
 NCAA Super Regional Appearances..... 4
 2008, 2010, 2012, 2013
 NCAA Super Regional Record..... 4-6 (.400)
 Women's College World Series Appearances.....5
 1993, 1995, 1996, 2003, 2008
 Women's College World Series Record.....6-10 (.375)

Staff Information

Head Coach.....Michael Lotief (12th season)
 Louisiana Record.....547-137 (.800)
 Career Record..... Same
 Associate Head CoachT.J. Hubbard (First Season)
 Assistant Coach.....Lisa Norris (First Season)
 Assistant Strength Coach.....Lana Bowers (Second Season)
 Student Coach.....Sarah Draheim (First Season)

Stadium Information

StadiumLamson Park
 Capacity..... 2,790

2013 Team Information

2013 Overall Record.....47-15 (.758)
 2013 Sun Belt Record..... 19-4 (3rd)
 2013 NCAA Post Season NCAA Ann Arbor Super Regional
 2013 NFCA Final Ranking..... 12th

2014 Outlook

Letterwinners Returning/Lost 16/6
 Starters Returning/Lost.....5/4
 Pitchers Returning/Lost3/1
 Starting Pitchers Returning/Lost.....2/0
 Newcomers 12
 True Freshmen/Transfers..... 10/2

Sports Information

Sports Information Assistant Nick Ross
 Email NickRoss@louisiana.edu
 Office Phone (337) 482-6329
 Cell Phone (651) 808-2743

Follow the Cajuns

Athletics Twitter..... @ULRaginCajuns
 Softball Twitter..... @RaginCajunSB
 Athletics Facebook /RaginCajunsAthletics
 Softball Facebook /RaginCajunSoftball
 Athletics Instagram ULRaginCajuns
 Athletics Website..... www.RaginCajuns.com

#GEAUXCAJUNS

CAJUNS VS. THE FIELD: The Ragin' Cajuns hold a 6-2 record against teams in the Super Regional rounds, defeating Baylor three times, Oklahoma twice and Michigan once. Including their three games in the NCAA Lafayette Regional, the Louisiana Ragin' Cajuns are 15-8 against teams in the NCAA Tournament field of 64, playing 20 regular season games against tournament teams, winning 12 of those. Along with the six wins against the Super Regional teams, the Cajuns defeated South Alabama three times, and Ohio, Chattanooga and Hofstra. All eight of the Cajuns' losses this season have come against teams that qualified for the NCAA Tourney.

NEARING A MILESTONE: Head coach Michael Lotief currently sits at 594 wins in his 12-year career, just seven wins behind his wife, Stefni Lotief, who won her 600th career game in the 2012 NCAA Regional Championship game against Stanford. Michael won his 500th career game in the Cajuns' next game, a 6-0 victory over Arizona State in the Super Regionals. Michael Lotief currently ranks 10th all-time in career winning percentage and fifth among active coaches in winning percentage.

SUPER COACHING IN SUPER REGIONALS: The Lafayette Super Regional features the second-most wins in a Super Regional between the two coaches combined in the 2014 Super Regional rounds, behind only the NCAA Norman Super Regional, featuring Patty Gasso (976) from Oklahoma and Ralph Weekly (1,164) of Tennessee. Arizona head coach Mike Candrea is the winningest active coach in D-I softball, with 1,387 wins, followed by Michigan's Carol Hutchins at 1,371.

Regional	Total Wins	Coach	Wins	Coach	Wins
Norman	2,140	Patty Gasso (OU)	976	Ralph Weekly (Tenn.)	1,164
Lafayette	1,981	Michael Lotief (UL)	594	Mike Candrea (Arizona)	1,387
Tallahassee	1,792	Lonni Alameda (FSU)	421	Carol Hutchins (Mich.)	1,371
Tuscaloosa	1,716	Patrick Murphy (Bama)	865	Rhonda Revelle (Nebraska)	851
Athens	1,592	Lu Harris-Champer (UGA)	896	Glenn Moore (Baylor)	696
Gainesville	964	Tim Walton (Florida)	608	Heather Tarr (Wash.)	356
Los Angeles	587	Kelly Inouye-Perez (UCLA)	346	Rachel Lawson (UK)	241
Eugene	417	Mike White (Oregon)	275	Jessica Allister (Minn.)	142

CAJUNS IN THE SUPER REGIONALS: This is the Ragin' Cajuns fifth Super Regional appearance. Here is how they have fared in the previous four:

Year	Site	Opponent	Game 1	Game 2	Game 3
2008	Houston	Houston	W, 6-4	L, 3-6	W, 4-0 (Cajuns to WCWS)
2010	Los Angeles	UCLA	L, 2-10	L, 1-10	N/A
2012	Tempe	Arizona State	W, 6-0	L, 3-9	L, 0-8
2013	Ann Arbor	Michigan	L, 3-4 (8 inn.)	W, 5-0	L, 1-2

THE WEEK THAT WAS: The Ragin' Cajuns won their third-straight NCAA Regional, going 3-0, defeating Texas Southern, 7-4 on Friday, and Texas twice, first 4-3 on Saturday, and then in the Regional Championship game, 10-1 on Sunday. The Cajuns jumped to an early lead against Texas Southern with a second-inning homer from Shellie Landry, and put the game away with a third-inning, three-run home run from Shelbi Redfearn. The second game came down to the wire with Texas leading 2-1 heading to the bottom of the seventh inning. Redfearn hit a bases-loaded single to tie the game, and two batters later, Sara Corbello drew a walk after falling behind 0-2 in the count to bring in the winning run and send the Cajuns to the Regional Championship. The Cajuns enjoyed a much-less drama filled game in the championship, defeating Texas 10-1, behind a pair of home runs from Lexie Elkins, a three-run shot from Kelsey Vincent and three more RBI from Redfearn, to advance to the fifth Super Regional in school history.

MANIFEST DESTINY: The Cajuns have seen good success against teams west of the Mississippi River, going 25-3 in those games. The only three losses to teams west of the Mississippi River have come in two games against Texas in February, and one against Oklahoma in March. Since the loss to Oklahoma on March 14, the Cajuns have not lost to a team west of them, going 18-0.

WALK IT OUT: The Ragin' Cajuns have made it interesting at Lamson Park in the second half of the season, winning with four walk-off wins, including a grand slam from Shellie Landry against WKU in the Conference Championship. Samantha Walsh has the other two walk-off homers, a solo home run against McNeese State in April, and against ULM in the final weekend of the season. Walsh's walkoff's came in back-to-back home games, despite being three weeks apart. Most recently, the Cajuns defeated Texas to advance to the 2014 Lafayette Regional Championship game, winning 3-2 on a bases-loaded walk to Sara Corbello.

COMPILING THE ACCOLADES: On top of their conference-best seven selections to the All-Sun Belt team, the Ragin' Cajuns won three of the four major awards at the Annual Family Night, with Christina Hamilton winning Pitcher of the Year, Lexie Elkins winning Player of the Year and head coach Michael Lotief winning coach of the year. Elkins and Hamilton were joined by Natalie Fernandez, Haley Hayden, and Shellie Landry on the All-SBC First Team, and Shelbi Redfearn and Kelsey Vincent earned All-SBC Second Team honors.

USA Today/NFCA Division I Top 25

No.	Team	Record	Pts	Prev
1	Oregon (29)	49-7-1	797	1
2	UCLA (3)	48-6	766	2
3	Florida State	50-6	702	4
4	Arizona State	44-20-2	680	3
5	Alabama	45-11	655	6
6	Florida	45-11	637	5
7	Georgia	45-12	629	11
8	Washington	33-13	555	8
9	Tennessee	42-10	539	7
10	Arizona	41-13	490	9
11	LOUISIANA	44-8-1	464	12
12	Oklahoma	45-10	457	13
13	Michigan	42-12	406	10
14	Minnesota	41-9	395	15
15	Kentucky	44-15	384	16
16	Missouri	41-16	326	14
17	Baylor	41-13	306	17
18	Tulsa	50-7	272	19
19	Nebraska	40-15	218	18
20	Notre Dame	39-11	190	20
21	Auburn	39-17-1	138	22
22	South Alabama	40-12	126	23
23	LSU	35-22	69	25
24	USC Upstate	45-7	63	21
25	James Madison	44-13	42	RV

*Rankings from 5/13/14

Dropped Out: Texas A&M (24)

Others Receiving Votes: Texas A&M (35), DePaul (27), UCF (11), Wisconsin (11), Northwestern (8), Louisville (1), Mississippi State (1)

ESPN.com/USA Softball Poll

No.	Team	Record	Pts	Prev
1	Oregon (17)	49-7-1	497	1
2	UCLA (1)	48-6	469	2
3	Florida State	50-6	445	4
4	Arizona State	44-10-1	440	3
5	Alabama (1)	45-11	433	5
6	Florida	45-11	383	6
7	Georgia	45-12	355	14
8	Tennessee	42-10	350	7
9	Washington	33-13	343	8
10	Oklahoma	45-10	329	10
11	Arizona	41-13	290	9
12	LOUISIANA	44-8-1	275	12
13	Michigan	42-12	255	11
14	Kentucky	44-15	234	15
15	Missouri	41-16	230	13
16	Minnesota	41-16	225	1
17	Baylor	41-9	188	17
18	Tulsa	50-7	165	19
19	Notre Dame	39-11	136	20
20	Nebraska	40-15	128	18
21	South Alabama	40-12	84	22
22	Auburn	39-17-1	76	21
23	LSU	35-22	65	23
24	USC Upstate	45-7	31	24
25	Wisconsin	34-18	26	RV

*Rankings from 5/13/14

Dropped Out: Texas A&M (25)

Others Receiving Votes: DePaul (23), Texas A&M (10), James Madison (5), Northwestern (3), Texas (3), UCF (3)

MORE ABOUT THE WKU WALKOFF: The Cajuns defeated WKU in walk-off fashion to win their first round game in the Sun Belt Conference Champions. The Cajuns entered the inning, trailing 3-1, and got two quick ground outs to start the inning. Haley Hayden gave the Cajuns extra life with a single, and Lexie Elkins followed that up with a single as well, taking second base as Hayden advanced to third. That brought up Samantha Walsh, the Cajuns' hero in two prior late-inning games. Walsh walked with first base open, loading the bases for Shellie Landry. Landry fell down 0-2 in the count before taking back-to-back balls, and sent the fifth pitch of the at-bat deep into the bleachers, sending the Cajuns home with the 5-3 win.

A GRAND TIME AT THE PARK: The Cajuns have hit three grand slams in the past 18 games, with Shellie Landry hitting two and Samantha Walsh hitting the other. Landry's second grand slam came in the biggest moment, with two strikes and two outs in the seventh inning against WKU. Her first came against Troy. Walsh hit hers later in the SBC Tournament, helping put away the conference semifinal game against ULM.

ANOTHER 40-WIN SEASON FOR LOTIEF: The Cajuns won their 40th game of the season against ULM in game two of the doubleheader on May 3, marking the 12th straight season that head coach Michael Lotief has guided the Cajuns to 40-or-more wins, a feat he has never failed to achieve. Lotief has also led the Cajuns to four 50-win seasons in 2005, 2008, 2011 & 2012, and a 60-win season in 2004. The last time the Cajuns failed to win 40-or-more games was the 1991 season, when they went 33-10, but were still selected to the NCAA Regional Field.

WINNING THE SUN BELT: The Ragin' Cajuns won both the Sun Belt regular season and tournament championships, their 12th of each, for the first time since 2011. The Cajuns were the regular season champions in 2012 but fell to South Alabama in the tournament championship, and the Cajuns finished third in 2012, with South Alabama winning their second-straight SBC conference tournament title. The conference crown was the 16th Conference Championship between the Sun Belt (2000-present) and the Southland (1983-1988). The Cajuns have failed to win the regular season title in just two seasons since joining the Sun Belt, 2007 and 2013, advancing to the NCAA Tournament as an at-large bid each season.

GETTING OFFENSIVE: The Cajuns boast the 10th-most potent offense in the NCAA this season, averaging 6.57 runs per game. That mark tops the Sun Belt, with Georgia State coming in second with 5.05 runs per game. The Cajuns run output can be credited to the nations second-best 1.52 home runs per game and their 11th-ranked slugging percentage (.522).

WE'VE GOT THE POWER: The Ragin' Cajuns have out-homered their opponents 85-to-40 this season, en route to the nations second-best 1.52 home-runs per game, behind Arizona (1.83). The Cajuns have gotten home run support from the meat of their lineup, with the 2-3-4-5-6-7 hitters in the order combining for 73 home runs on the season. The group is led by Lexie Elkins (20), and Haley Hayden (15), batting third and second in the lineups, respectively. The Cajuns finished the regular season with a 20-home run lead on the rest of the Sun Belt, with Georgia State coming in second with 59. The 2014 Cajuns became the fifth team under Michael Lotief to hit 80-or-more home runs, and just second since they hit 102 in 2006, with the other time coming last season when they hit 88.

QUADRUPLE-DOUBLE OF HOMERS: The Ragin' Cajuns have four players with 10-or-more homers in Lexie Elkins (20), Haley Hayden (15), Shelbi Redfearn (15), and Samantha Walsh (10). The Cajuns have now achieved that feat in back-to-back seasons, marking just the second time in the last decade that the Cajuns had four players hit double-digit homers.

FERNANDEZ AMONG ACTIVES: Here is where Cajuns senior, Natalie Fernandez's career stats rank among active players:

	##	D-I	Overall	D-I Leader	##
Games Played	232	23rd	26th	Destinee Martinez, Oklahoma	245
Batting Average	.399	27th	--	Halie McCleney, Alabama	.464
Runs Scored	190	5th	13th	Jennifer Gilbert, Ball State	215
Hits	250	15th	25th	Jill Barrett, Tulsa	322

WALLACE AMONG ACTIVES: Here is where Cajuns junior, Jordan Wallace's career stats rank among active players:

	##	D-I	Overall	D-I Leader	##
Victories	73	24th	29th	Hannah Rodgers, Florida	121
Strikeouts	685	26th	37th	Whitney Canion, Baylor	1,450
Strikeouts/7 inn.	8.82	6th	20th	Miranda Kramer, IPFW	10.14
Shutouts	16	45th	--	Sara Moulton, Minnesota	47

WHAT'S NEXT? The winner of the Lafayette Super Regional will advance to the 2014 Super Regional rounds, taking on the winner of the Los Angeles Super Regional, hosted by UCLA. Either the Cajuns or the Wildcats will take on the winner of No. 3 UCLA and No. 14 Kentucky.

Game-by-Game

Rankings											
Date	Cajuns	Opp.	Opp.	Score	W/L	Winning Pitcher	Losing Pitcher	Overall	Sun Belt	Month	Attend
2/7	13/15	-	Northern Iowa ¹	10-8	W	Wallace (1-0)	J. Fisher (0-1)	1-0	--	1-0	667
2/7	13/15	10/10	Texas ¹	10-7	L	Davis (1-0)	Wallace (1-1)	1-1	--	1-1	815
2/8	13/15	NR/RV	North Carolina ¹	6-5	W	Hamilton (1-0)	Spingola (1-2)	2-1	--	2-1	681
2/8	13/15	10/10	Texas ¹	7-3	L	Smith (2-0)	Stewart (0-1)	2-2	--	2-2	1,015
2/9	13/15	-	Northern Iowa ¹	7-7	T	N/A	N/A	2-2-1	--	2-2-1	1,019
2/14	20/20	6/4	Michigan ²	8-6	W	Wallace (2-1)	Driesenga (0-2)	3-2-1	--	3-2-1	873
2/14	20/20	-	Valparaiso ²	3-2	W	Hamilton (2-0)	Lindeman (1-1)	4-2-1	--	4-2-1	852
2/15	20/20	6/4	Michigan ²	15-1	L	Wagner (3-0)	Stewart (0-2)	4-3-1	--	4-3-1	753
2/15	20/20	-	Memphis ²	13-2	W	Hamilton (3-0)	Novak (2-1)	5-3-1	--	5-3-1	1,170
2/16	20/20	-	Central Arkansas ²	5-0	W	Wallace (3-1)	Clampitt (1-3)	6-3-1	--	6-3-1	1,084
2/21	20/22	-	vs. Illinois State ³	10-4	W	Wallace (4-1)	Baxter (1-4)	7-3-1	--	7-3-1	123
2/21	20/22	-	vs. James Madison ³	3-0	L	Ford (4-1)	Brown (0-1)	7-4-1	--	7-4-1	104
2/22	20/22	-	vs. Hofstra ³	7-4	W	Brown (1-1)	Pirone (0-1)	8-4-1	--	9-4-1	211
2/22	20/22	NR/RV	vs. South Florida ³	8-5	L	Greiner (1-0)	Hamilton (3-1)	8-5-1	--	8-5-1	256
2/23	20/22	-	vs. Rutgers ³	4-3	W	Wallace (5-1)	Landrith (3-3)	9-5-1	--	9-5-1	129
2/28	24/25	-	vs. UTSA ⁴	6-2	W	Hamilton (4-1)	Freeze (4-5)	10-5-1	--	10-5-1	--
2/28	24/25	12/12	vs. Baylor ⁴	11-10	W	Brown (2-1)	Canion (7-3)	11-5-1	--	11-5-1	--
3/1	24/25	-	vs. Chattanooga ⁴	6-2	W	Hamilton (5-1)	Henderson (4-3)	12-5-1	--	1-0	--
3/1	24/25	-	vs. Ohio ⁴	3-1	W	Wallace (6-1)	Dorsey (9-4)	13-5-1	--	2-0	--
3/2	24/25	-	vs. Memphis ⁴	3-2	W	Wallace (7-1)	Roberts (5-4)	14-5-1	--	3-0	--
3/6	23/24	-	Lamar	14-3	W	Hamilton (6-1)	Schulz (2-4)	15-5-1	--	4-0	596
3/14	23/24	19/13	Oklahoma	13-5	L	Stevens (12-3)	Wallace (7-2)	15-6-1	--	4-1	1,759
3/15	23/24	19/13	Oklahoma	7-0	W	Hamilton (7-1)	Stevens (12-4)	16-6-1	--	5-1	--
3/15	23/24	19/13	Oklahoma	3-1	W	Hamilton (8-1)	Stevens (12-5)	17-6-1	--	6-1	1,789
3/19	20/23		Sam Houston State	6-0	W	Hamilton (9-1)	Lancaster (2-5)	18-6-1	--	7-1	--
3/19	20/23		Sam Houston State	4-2	W	Wallace (8-2)	Baros (5-7)	19-6-1	--	8-1	1,154
3/22	20/23		at Georgia State *	8-3	W	Hamilton (10-1)	Milton (3-3)	20-6-1	1-0	9-1	--
3/22	20/23		at Georgia State *	4-2	W	Wallace (9-2)	Worley (0-2)	21-6-1	2-0	10-1	231
3/23	20/23		at Georgia State *	13-0	W	Hamilton (11-1)	Worley (0-3)	22-6-1	3-0	11-1	263
3/29	20/23		Texas State *	5-2	W	Hamilton (12-1)	House (16-11)	23-6-1	4-0	12-1	--
3/29	20/23		Texas State *	5-2	W	Wallace (10-2)	Wright (2-2)	24-6-1	5-0	13-1	1,161
3/30	20/23		Texas State *	8-3	W	Wallace (11-2)	Garner (1-5)	25-6-1	6-0	14-1	768
4/5	20/22		at WKU *	8-4	W	Hamilton (13-1)	Rousseau (13-8)	26-6-1	7-0	1-0	--
4/5	20/22		at WKU *	11-5	W	Wallace (12-2)	Miniard (11-4)	27-6-1	8-0	2-0	330
4/6	20/22		at WKU *	6-4	W	Wallace (13-2)	Rousseau (13-9)	28-6-1	9-0	3-0	126
4/12	18/20	15/16	South Alabama *	6-2	W	Hamilton (14-1)	Beard (17-4)	29-6-1	10-0	4-0	--
4/12	18/20	15/16	South Alabama *	8-4	L	Campbell (13-3)	Wallace (13-3)	29-7-1	10-1	4-1	2,167
4/13	18/20	15/16	South Alabama *	5-1	W	Hamilton (15-1)	Campbell (13-4)	30-7-1	11-1	5-1	1,145
4/16	17/17	RV/RV	McNeese State	5-4	W	Hamilton (16-1)	Allred (19-6)	31-7-1	--	6-1	1,026
4/19	17/17		at Troy *	5-0	W	Hamilton (17-1)	Affeldt (7-17)	32-7-1	12-1	7-1	--
4/19	17/17		at Troy *	9-0	W	Hamilton (18-1)	Rainey (6-5)	33-7-1	13-1	8-1	217
4/22	16/16	14/14	at Baylor	5-2	W	Hamilton (19-1)	Canion (18-9)	34-7-1	--	9-1	--
4/22	16/16	14/14	at Baylor	7-4	W	Brown (3-1)	Stearns (13-4)	35-7-1	--	10-1	836
4/26	16/16		at UT Arlington *	7-0	W	Hamilton (20-1)	Collins (12-11)	36-7-1	14-1	11-1	--
4/26	16/16		at UT Arlington *	13-0	W	Brown (4-1)	May (1-5)	37-7-1	15-1	12-1	197
4/27	16/16		at UT Arlington *	8-0	W	Hamilton (21-1)	Collins (12-12)	38-7-1	16-1	13-1	149
5/3	14/13		ULM *	8-6	W	Hamilton (22-1)	Hamby (4-10)	39-7-1	17-1	1-0	--
5/3	14/13		ULM *	7-0	W	Brown (5-1)	Hamby (4-11)	40-7-1	18-1	2-0	1,987
5/4	14/13		ULM *	9-3	W	Wallace (14-3)	Coyne (4-3)	41-7-1	19-1	3-0	1,120
5/8	12/12		WKU ⁵	5-3	W	Hamilton (23-1)	Rousseau (18-17)	42-7-1	--	4-0	1,106
5/9	12/12	22/23	South Alabama ⁵	4-2	L	Campbell (17-5)	Hamilton (23-2)	42-8-1	--	4-1	1,123
5/9	12/12		ULM ⁵	14-6	W	Brown (6-1)	Coyne (4-4)	43-8-1	--	5-1	1,123
5/10	12/12	22/23	South Alabama ⁵	4-1	W	Hamilton (24-2)	Beard (21-6)	44-8-1	--	6-1	1,554
5/16	11/12		Texas Southern ⁶	7-4	W	Hamilton (25-2)	Staton (11-7)	45-8-1	--	7-1	1,945
5/17	11/12	RV	Texas ⁶	3-2	W	Hamilton (26-2)	Davis (19-13)	46-8-1	--	8-1	1,796
5/18	11/12	RV	Texas ⁶	10-1	W	Hamilton (27-2)	Davis (19-14)	47-8-1	--	9-1	2,138
5/23	11/12	10/11	Arizona ⁷			Lamson Park	8 p.m.				
5/24	11/12	10/11	Arizona ⁷			Lamson Park	2 p.m.				
5/24	11/12	10/11	Arizona (if necessary) ⁷			Lamson Park	5 p.m.				
5/30-6/6			Women's College World Series			Oklahoma City, Okla.	TBA				

1 28th Annual Louisiana Classics (Lafayette, La.)

2 Ragin' Cajuns Invite (Lafayette, La.)

3 NFCA Leadoff Classic (Clearwater, Fla.)

4 Gulfport College Classic (Gulfport, Miss.)

5 Sun Belt Conference Championships (Lafayette, La.)

6 NCAA Lafayette Regional (Lafayette, La.)

7 NCAA Lafayette Super Regional (Lafayette, La.)

* Denotes Sun Belt Conference Game

BOLD Denotes home game

Sun Belt Weekly Awards

Week 1 - Feb. 10

Player - **LEXIE ELKINS, LOUISIANA**
Pitcher - Farish Beard, South Alabama

Week 2 - Feb. 17

Player - Lauren Coleman, Georgia State
Pitcher - Rayn House, Texas State

Week 3 - Feb. 24

Player - Blair Johnson, South Alabama
Pitcher - Callie Collins, UT Arlington

Week 4 - March 3

Player - Taylor Anderson, Georgia State
Pitcher - Farish Beard, South Alabama

Week 5 - March 10

Player - Ebony Wright, WKU
Pitcher - Farish Beard, South Alabama

Week 6 - March 17

Player - Trisha North, Texas State
Pitcher - **CHRISTINA HAMILTON, LOUISIANA**

Week 7 - March 24

Player - **NATALIE FERNANDEZ, LOUISIANA**
Pitcher - Emily Rousseau, WKU

Week 8 - March 31

Player - Stephanie Pilkington, USA
Pitcher - Hannah Miniard, WKU

Week 9 - April 7

Player - **LEXIE ELKINS, LOUISIANA**
Pitcher - Samantha Hamby, ULM

Week 10 - April 14

Player - Taylor Anderson, Georgia State
Pitcher - Callie Collins, UT Arlington

Week 11 - April 21

Player - Rochelle Roberts, ULM
Pitcher - **CHRISTINA HAMILTON, LOUISIANA**

Week 12 - April 28

Player - Chloe Rathburn, USA & Lauren Coleman
Pitcher - Kaitlyn Medlam, Georgia State

Week 13 - April 28

Player - Kelli Baker, Texas State
Pitcher - Kaitlyn Medlam, Georgia State

Sun Belt Conference Regular Season Standings & Ranks

Team	Sun Belt			Overall			Pct	USA Today	ESPN	RPI
	W	L	Pct	W	L	T				
LOUISIANA	19	1	.950	47	8	1	.848	11	12	6
South Alabama	15	6	.714	42	14	0	.750	22	21	18
Georgia State	12	9	.571	30	26	0	.536	--	--	65
WKU	11	10	.524	33	24	1	.578	--	--	79
Texas State	9	12	.429	26	30	0	.464	--	--	106
ULM	6	14	.300	25	27	0	.481	--	--	141
Troy	5	13	.278	22	30	2	.426	--	--	96
UT Arlington	4	16	.200	21	33	0	.389	--	--	134

Sun Belt Leaders (Regular Season)

Average	Watkins, WKU	437
Slugging Pct	Elkins, UL792
OBP	Fernandez, UL538
Runs	Fernandez, UL62
Hits	Watkins, WKU76
RBI	Elkins, UL68
Doubles	Thomas, WKU15
Triples	Five Tied3
Home Runs	Elkins, UL18
Total Bases	Elkins, UL	133
Walks	Coleman, GSU39
HBP	Griffith, USA29
Sac Bunts	North, TXST13
Sac Flies	Thomas, WKU7
Stolen Bases	Watkins, WKU55
ERA	Campbell, USA	0.92
Opp. Batting Avg	Beard, USA140
Innings Pitched	House, TXST	240.2
Strikeouts	House, TXST	218
Wins	Hamilton, UL & House, TXST	24
Saves	Campbell, USA4
Appearances	Medlam, GSU45
Games Started	House, TXST37
Walks	Campbell, USA19
Shutouts	House, TXST8

Sun Belt Stats Rankings

Batting

Batting Average	1st
Slugging Percentage	1st
On Base Pct.	1st
Runs Scored	1st
Hits	1st
RBI	1st
Doubles	2nd
Triples	4th
Home Runs	1st
Total Bases	1st

Pitching

Earned Run Average	2nd
Opp. Batting Average	2nd
Innings Pitched	3rd
Strikeouts	2nd
Wins	1st
Saves	t-1st

Fielding

Fielding Pct.	5th
Chances	5th
Putouts	3rd
Assists	6th
Errors	4th
Double Plays	4th

2014 Player of the Year

Lexie Elkins, Sophomore, Catcher, Louisiana

2014 Freshman of the Year

Rochelle Roberts, Outfielder, ULM

2014 Pitcher of the Year

Christina Hamilton, Junior, Louisiana

2014 Coach of the Year

Michael Lotief, Louisiana

2014 First Team All-SBC

P	Christina Hamilton	Jr.	Louisiana
P	Hannah Campbell	Sr.	South Alabama
C	Lexie Elkins	So.	Louisiana
1B	Lauren Coleman	Jr.	Georgia State
2B	Olivia Watkins	Sr.	WKU
SS	Nina Villanueva	Jr.	UT Arlington
3B	Preslie Cruce	Jr.	WKU
OF	Stephanie Pilkington	So.	South Alabama
OF	Haley Hayden	Fr.	Louisiana
OF	Rochelle Roberts	Fr.	ULM
DP	Chloe Rathburn	Fr.	South Alabama
At-Large	Farish Beard (P)	Jr.	South Alabama
At-Large	Natalie Fernandez (2B)	Sr.	Louisiana
At-Large	Shellie Landry (OF)	So.	Louisiana
At-Large	Kelsie Mattox (OF)	Sr.	WKU

2014 Second Team All-SBC

P	Kaitlyn Medlam	Sr.	Georgia State
P	Emily Rousseau	Sr.	WKU
C	Callie Alford	Jr.	Georgia State
1B	Kelsey Vincent	So.	Louisiana
2B	Miyuki Navarrete	Jr.	ULM
SS	Amanda Thomas	Sr.	WKU
3B	Courtney Harris	Jr.	Texas State
OF	Shelbi Redfearn	Sr.	Louisiana
OF	Blair Johnson	Jr.	South Alabama
OF	Ebony Wright	Sr.	Troy
DP	Kortney Koroll	Jr.	Texas State
At-Large	Rayn House (P)	Sr.	Texas State
At-Large	Ashley Christy (OF)	Jr.	Georgia State
At-Large	Kacey Everett (OF)	Fr.	UT Arlington
At-Large	Timishia North (OF)	Sr.	Texas State



Projected Starting Lineup/Depth Chart

Shelbi Redfearn - 40 (40)

Kendall Smith - 6 (6)
Samantha Walsh 3 - (3)
Leandra Maly 1 (2)
xSarah Arceneaux - 1 (1)
Shellie Landry - 0 (61)
Natalie Fernandez - 0 (2)

Haley Hayden - 51 (51)

Kassidy Zeringue - 5 (5)

Shellie Landry - 56 (56)

Leandra Maly - 0 (50)
Linzey Cifreo - 0 (2)
Shelbi Redfearn - 0 (1)

Corin Voinché - 54 (61)

Samantha Walsh - 2 (13)

Natalie Fernandez - 56 (65)

Samantha Walsh - 0 (51)
Meagan Thomas - 0 (3)

Samantha Walsh - 47 (47)

Kelsey Vincent - 9 (9)
Natalie Fernandez - 0 (120)

Christina Hamilton - 29 (58)

Jordan Wallace - 18 (88)
Victoria Brown - 4 (17)
xAlex Stewart - 3 (3)
xMacey Smith - 2 (2)

Kelsey Vincent - 37 (46)

Shelbi Redfearn - 16 (16)
Sara Corbello - 3 (7)

Sara Corbello - 43 (101)

Gabby Felps - 9 (9)
Linzey Cifreo - 2 (2)
Kendall Smith - 1 (1)
Leandra Maly - 1 (1)
Cassidy White - 0 (3)
Natalie Fernandez - 0 (9)

Lexie Elkins - 55 (55)

Linzey Cifreo - 1 (2)

Projected Starter in Bold

Starts in 2014

Career Starts in ()

x - Not on NCAA Roster

Pos.	No.	Player	Avg.	HR	RBI	Runs
2B	3	Natalie Fernandez	.434	0	12	62
CF	35	Haley Hayden	.333	15	53	59
C	33	Lexie Elkins	.388	20	70	32
3B	21	Samantha Walsh	.262	10	35	21
RF	22	Shellie Landry	.305	5	39	22
LF	19	Shelbi Redfearn	.304	15	47	29
UTL	25	Sara Corbello	.178	8	25	11
1B	28	Kelsey Vincent	.260	7	26	13
SS	31	Corin Voinché	.281	2	15	19

Pitchers

R/L	No.	Player	W-L	ERA	K
RHP	16	Christina Hamilton	27-2	1.53	177
RHP	7	Jordan Wallace	14-3	4.04	136
RHP	32	Victoria Brown	6-1	2.79	33

Off the bench

Pos.	No.	Player	Avg.	HR	RBI	Runs
C	9	Linzey Cifreo	.308	1	4	2
DP	12	Gabby Felps	.302	1	11	3
OF	20	Kendall Smith	.214	0	0	12

Pinch Runners

Pos.	No.	Player	GP	SB	CS	Runs
INF	5	Meagan Thomas	48	7	2	25
OF	4	Kassidy Zeringue	41	2	0	6
OF	17	Leandra Maly	42	4	1	18
OF	14	Cassidy White	44	5	0	17

28th Annual Louisiana Classics (Feb. 7-9)

Game 1 - Feb. 7, 2014

#13 Louisiana 10, Northern Iowa 8

Teams	1	2	3	4	5	6	7	8	R	H	E
Louisiana	0	0	0	1	0	4	3	2	10	16	3
Northern Iowa	3	2	0	2	0	0	1	0	8	11	2

WP: Wallace (1-0) **LP:** Fisher (0-1) **SV:** None
HR: UL - Corbello (1), Elkins (1, 2), Redfearn (1)
 UNI - Ross (1), Alcaraz (1), Lock (1)

Records: UL 1-0, UNI 1-1

The Ragin' Cajuns got their season started on a high-note, coming from behind 7-1, to defeat UNI 10-8 in eight innings. The Cajuns got two home runs from Lexie Elkins in her Ragin' Cajuns debut and Jordan Wallace picked up the win, tossing 2.0 innings of scoreless relief.

Game 2 - Feb. 7, 2014

#10 Texas 10, #13 Louisiana 7

Teams	1	2	3	4	5	6	7	R	H	E
Louisiana	5	0	0	0	2	0	0	7	7	2
Texas	1	0	0	3	3	3	X	10	8	1

WP: Davis (1-0) **LP:** Wallace (1-1) **SV:** None
HR: UL - Vincent (1)
 Texas - Washington (1), Stephens (1)

Records: UL 1-1, Texas 2-0

After jumping ahead 5-0 in the top of the first inning, the Ragin' Cajuns fell to nationally ranked Texas, 10-7. Texas used back-to-back-to-back three-run innings to power past the Cajuns.

Game 3 - Feb. 8, 2014

#13 Louisiana 6, North Carolina 5

Teams	1	2	3	4	5	6	7	8	9	10	R	H	E
Louisiana	0	0	3	0	0	1	1	0	0	1	6	8	1
North Carolina	1	0	0	3	1	0	0	0	0	0	5	8	0

WP: Hamilton (1-0) **LP:** Spingola (1-2) **SV:** None
HR: UL - Elkins (3), Redfearn (2)
 UNC - Brown (2), Parrish (1)

Records: UL 2-1, UNC 1-3

The Ragin' Cajuns got back on their winning track, defeating UNC 6-5 in 10 innings. UNC jumped to a 5-3 lead before the Cajuns scored three-unanswered runs including a solo-home run by Shelbi Redfearn in the 10th inning to propel the Cajuns to victory.

Game 4 - Feb. 8, 2014

#10 Texas 7, #13 Louisiana 3

Teams	1	2	3	4	5	6	7	R	H	E
Louisiana	2	0	1	0	0	0	0	3	3	1
Texas	0	5	0	0	1	1	X	7	11	0

WP: Smith (2-0) **LP:** Stewart (0-1) **SV:** None
HR: UL - Hayden (1)
 Texas - Stephens (2), CEO (2)

Records: UL 2-2, Texas 4-0

The Cajuns had another big first inning, this time scoring two in the first inning against Texas. The Longhorns responded an inning later with a five-run fifth and that would be all they needed, defeating the Cajuns 7-3.

Game 5 - Feb. 9, 2014

#13 Louisiana 7, Purdue 7

Teams	1	2	3	4	5	6	7	8	R	H	E
Louisiana	0	0	2	2	0	0	4	0	7	8	2
Purdue	0	0	2	0	0	3	2	0	7	13	4

WP: N/A **LP:** N/A **SV:** N/A
HR: UL - None
 Purdue - Gooding (1)

Records: UL 2-2-1, Purdue 1-2-1

After scoring four runs to take a 7-5 lead in the top of the seventh, the Boilermakers responded with two of their own to tie the game at seven. After one extra-inning, the drop-dead time that was established before the game came, and it was forced to end in a tie.

2014 Ragin' Cajuns Invitational (Feb. 14-16)

Game 6 - Feb. 14, 2014

#20 Louisiana 8, #4 Michigan 6

Teams	1	2	3	4	5	6	7	R	H	E
Louisiana	1	0	2	0	3	2	0	8	8	4
Michigan	0	0	0	0	1	1	4	6	11	1

WP: Wallace (2-1) **LP:** Driesenga (0-2) **SV:** None
HR: UL - Hayden (2), Redfearn (3), Voinché (1)
 Mich. - None

Records: UL 3-2-1, Mich. 4-2

Scoring runs in four different innings including a three-run fifth inning, the Cajun spotted themselves a 6-0 lead on the #4 Michigan Wolverines, eventually defeating them 8-6. Freshman Corin Voinché hit her first-career home run which was what the Cajuns needed to hold of a four-run seventh inning rally by Michigan.

Game 7 - Feb. 14, 2014

#20 Louisiana 3, Valparaiso 2

Teams	1	2	3	4	5	6	7	R	H	E
Valparaiso	0	0	0	0	2	0	0	2	4	0
Louisiana	0	0	2	1	0	0	X	3	6	0

WP: Hamilton (2-0) **LP:** Lindeman (1-1) **SV:** None
HR: UL - Hayden (3), Voinché (2)
 Valpo - Calombaris (1)

Records: UL 4-2-1, Valpo 2-4

Christina Hamilton held the Crusaders to two runs on four hits and no walks while fanning seven batters, and Haley Hayden and Corin Voinché provided the offense by way of home runs to lead the Cajuns past Valparaiso.

Game 8 - Feb. 15, 2014

#4 Michigan 15, #20 Louisiana 1

Teams	1	2	3	4	5	6	7	R	H	E
Louisiana	0	0	0	0	1	X	X	1	5	5
Michigan	2	5	7	1	X	X	X	15	13	0

WP: Wagner (3-0) **LP:** Stewart (0-2) **SV:** None
HR: UL - None
 Mich. - Romero (3)

Records: UL 4-3-1, Mich. 7-2

The Wolverines rebounded after losing to the Cajuns in the first meeting, exploding for 15 runs in four innings. The Cajuns got their lone run from an RBI double by Haley Hayden.

Game 9 - Feb. 15, 2014

#20 Louisiana 13, Memphis 2

Teams	1	2	3	4	5	6	7	R	H	E
Louisiana	0	0	0	5	2	6	X	13	11	4
Memphis	1	1	0	0	0	0	X	2	3	2

WP: Hamilton (3-0) **LP:** Novak (2-1) **SV:** None
HR: UL - Hayden 2 (4,5), Elkins (4), Redfearn (4), Corbello (2), Cifreo (1)
 Memphis - None

Records: UL 5-3-1, Memphis 3-5

Despite trailing 2-0 after three innings, the Cajuns scored 13 runs in three innings to defeat Memphis 13-2 in six innings. The Cajuns got two homers from Haley Hayden to take the team and conference lead at five in the season, and a complete game from Christina Hamilton, striking out seven while walking two.

Game 10 - Feb. 16, 2014

#20 Louisiana 5, Central Arkansas 0

Teams	1	2	3	4	5	6	7	R	H	E
Louisiana	0	1	1	0	0	2	1	5	10	1
Central Arkansas	0	0	0	0	0	0	0	0	2	1

WP: Wallace (3-1) **LP:** Clappitt (1-3) **SV:** None
HR: UL - Corbello (3), Arceneaux (1)
 UCA - None

Records: UL 6-3-1, UCA 3-7

The Cajuns finished out the 2014 Ragin' Cajuns Invitational with a complete game two-hit shutout from Jordan Wallace, striking out eight batters over seven innings. Sara Corbello picked up two RBI with a home run and a sacrifice fly, and Sarah Arceneaux had a pinch-hit homer in the sixth to extend the Cajuns lead.

2014 NFCA Leadoff Classic - Clearwater, Fla. (Feb. 21-23)

Game 11 - Feb. 21, 2014

#20 Louisiana 10, Illinois State 4

Teams	1	2	3	4	5	6	7	R	H	E
Louisiana	0	6	1	1	1	0	0	10	13	1
Illinois State	0	0	1	0	2	1	0	4	2	2

WP: Wallace (4-1) **LP:** Baxer (1-4) **SV:** None
HR: UL - Corbello (4)
 ISU - None

Records: UL 7-3-1, ISU 3-7

Jordan Wallace took a no-hitter into the fifth inning, despite walking a career-high 11 batters, and Haley Hayden went 4-for-5 from the plate to lead the Cajuns past Illinois State. The Cajuns got a pair of two-run singles from Hayden and Shelbi Redfearn, and a homer from Sara Corbello to win.

Game 12 - Feb. 21, 2014

James Madison 3, #20 Louisiana 0

Teams	1	2	3	4	5	6	7	R	H	E
James Madison	0	2	0	0	0	1	0	3	7	1
Louisiana	0	0	0	0	0	0	0	0	2	0

WP: Ford (4-2) **LP:** Brown (0-1) **SV:** None
HR: UL - None
 JMU - None

Records: UL 7-4-1, JMU 7-5

The Cajuns couldn't get the bat going against James Madison in a rain-delayed game. The game started on Friday and was delayed in the fourth inning due to rain with the Cajuns up to bat and a runner on second with one out. The delay seemed to stop the rally, with no runners reaching base the next day when the game resumed.

Game 13 - Feb. 22, 2014

#20 Louisiana 7, Hofstra 4

Teams	1	2	3	4	5	6	7	R	H	E
Hofstra	0	1	0	1	0	2	4	4	5	0
Louisiana	1	0	0	2	4	X	X	7	5	0

WP: Brown (1-1) **LP:** Pirone (0-1) **SV:** None
HR: UL - Corbello (5), Felps (1)
 HOFSTRA - Hawkins (2), Trippi (1)

Records: UL 8-4-1, HOFSTRA 1-1

The Cajuns scored in the first inning on a sacrifice fly, despite not getting their first hit until the fifth. Sara Corbello gave the Cajuns their first offense with a home run, and Gabby Felps added to the lead later. Senior Natalie Fernandez scored a season-high three runs, despite not getting a hit.

Game 14 - Feb. 22, 2014

South Florida 8, #20 Louisiana 5

Teams	1	2	3	4	5	6	7	R	H	E
Louisiana	5	0	0	0	0	0	0	5	6	0
South Florida	0	2	1	2	1	2	X	8	9	0

WP: Greiner (1-0) **LP:** Hamilton (3-1) **SV:** Nunn (2)
HR: UL - None
 USF - Williams (3), Medina (1), Gajownik (1)

Records: UL 8-5-1, USF 7-4

The Cajuns jumped ahead early, scoring five runs in the first inning to take a 5-0 lead. The Bulls came out and slowly chipped away at the Cajuns' lead, scoring two in the second, one in the third, and two in the fourth to tie it. They took the lead in the fifth with a solo-home run and added to their lead in the sixth with a two-run homer.

Game 15 - Feb. 23, 2014

#20 Louisiana 4, Rutgers 3

Teams	1	2	3	4	5	6	7	R	H	E
Rutgers	0	0	2	0	0	1	0	3	5	1
Louisiana	2	0	0	2	0	X	X	4	5	0

WP: Wallace (5-1) **LP:** Landrith (3-3) **SV:** None
HR: UL - Hayden 2 (6, 7)
 Rutgers - None

Records: UL 9-5-1, Rutgers 5-5

Haley Hayden provided all the offense for the Cajuns, hitting two home runs and driving in all four runs. She was helped by Natalie Fernandez, who was on first base for both homers, scoring the other two runs. Jordan Wallace tossed the complete game, to help lead the Cajuns past Rutgers and finish the NFCA Leadoff Classic 3-2.

Gulfport College Classic - Gulfport, Miss. (Feb. 28-March 2)

Game 16 - Feb. 28, 2014 #24 Louisiana 6, UTSA 2

Teams	1	2	3	4	5	6	7	R	H	E
UTSA	0	0	2	0	0	0	0	2	5	1
Louisiana	1	1	2	2	0	0	X	6	11	0

WP: Hamilton (4-1) **LP:** Freeze (4-5) **SV:** None
HR: UL - Hayden (8), Corbello (7)
 UTSA - None

Records: UL 10-5-1, UTSA 7-9

The Cajuns scored runs in all but two innings, jumping to a 2-0 lead, before UTSA tied it up in the top of the third. The Cajuns responded immediately with a two-run third, with RBI singles from Landry and Cifreo, to jump ahead and defeat the Roadrunners.

Game 17 - Feb. 28, 2014 #24 Louisiana 11, #12 Baylor 10

Teams	1	2	3	4	5	6	7	R	H	E
Louisiana	3	0	0	6	0	2	0	11	8	2
Baylor	1	0	1	4	0	3	1	10	14	2

WP: Brown (2-1) **LP:** Canion (7-3) **SV:** Wallace (1)
HR: UL - Redfearn 2 (5, 6), Corbello (7)
 BU - Thumann (1)

Records: UL 11-5-1, Baylor 12-4

The Cajuns jumped to a 9-2 lead in the top of the fifth before Baylor battled back with a four run fourth inning, three run sixth and added one run in the seventh, but the Cajuns held them off, winning 11-10. Shelbi Redfearn had a career game, driving in seven runs on two home runs, including a grand slam, to lead the Cajuns past the Bears.

Game 18 - March 1, 2014 #24 Louisiana 6, Chattanooga 2

Teams	1	2	3	4	5	6	7	R	H	E
Louisiana	0	0	1	2	0	0	3	6	12	2
Chattanooga	0	0	2	0	0	0	0	2	4	0

WP: Hamilton (5-1) **LP:** Henderson (4-3) **SV:** None
HR: UL - Vincent (2)
 CHAT - None

Records: UL 12-5-1, CHAT 10-8

Christina Hamilton picked up her fifth win of the season, coming in relief in the fourth inning to toss 4.0 one-hit innings, fanning eight. The Cajuns took the lead in the top of the fourth and added three insurance runs in the seventh to defeat the Moccasins.

Game 19 - March 1, 2014 #24 Louisiana 3, Ohio 1

Teams	1	2	3	4	5	6	7	R	H	E
Ohio	0	0	0	1	0	0	0	1	2	1
Louisiana	0	0	1	0	2	0	X	3	4	2

WP: Wallace (6-1) **LP:** Dorsey (9-4) **SV:** None
HR: UL - Elkins (5)
 Ohio - None

Records: UL 13-5-1, Ohio 12-5

Jordan Wallace held the Bobcats to two hits in a complete game victory, striking out 11 and Lexie Elkins hit her fifth home run of the season, driving in Natalie Fernandez to lead the Cajuns past Ohio.

Game 20 - March 2, 2014 #24 Louisiana 3, Memphis 2

Teams	1	2	3	4	5	6	7	R	H	E
Memphis	0	0	1	1	0	0	0	2	2	1
Louisiana	1	0	0	2	0	0	X	3	7	2

WP: Wallace (7-1) **LP:** Roberts (5-4) **SV:** Hamilton (1)
HR: UL - None
 Memphis - Bramer (1)

Records: UL 14-5-1, Memphis 8-8

Kelsey Vincent had a clutch RBI single in the fourth inning driving in Leandra Maly and Shellie Landry came around to score on a fielding error on the same play to give the Cajuns a 3-2 lead, and the eventual win over Memphis for a 5-0 record in the Gulfport College Classic.

Game 21 - March 6, 2014 #23 Louisiana 14, Lamar 3

Teams	1	2	3	4	5	6	7	R	H	E
Lamar	0	0	0	0	3	0	X	3	4	1
Louisiana	2	3	3	0	1	5	X	14	17	0

WP: Hamilton (6-1) **LP:** Schulz (2-4) **SV:** None
HR: UL - Hayden (9), Elkins 2 (6, 7), Vincent (3)
 Memphis - McDowell (1)

Records: UL 15-5-1, Lamar 3-9

After jumping up 8-0 early, the Cajuns let a five-inning win slip away after allowing three runs in the fifth, but Lexie Elkins would end the game in the sixth with a grand slam, despite the Cajuns needing just one run to end the game at the time.

Game 22 - March 14, 2014 #13 Oklahoma 13, #23 Louisiana 5

Teams	1	2	3	4	5	6	7	R	H	E
Oklahoma	3	1	0	0	3	1	5	13	11	1
Louisiana	2	0	0	0	3	0	0	5	6	2

WP: Stevens (12-3) **LP:** Wallace (7-2) **SV:** None
HR: UL - Elkins (8), Redfearn (7)
 OU - Ellis (6)

Records: OU 18-6-1, UL 15-6-1

The Sooners proved how they have the nations fourth-most potent offense, scoring 13 runs against the Cajuns, powering to victory in a wild game. The Cajuns got all five runs off of home runs, with Lexie Elkins hitting a three-run shot and Shelbi Redfearn with a two-run shot.

Game 23 - March 15, 2014 #23 Louisiana 7, #13 Oklahoma 0

Teams	1	2	3	4	5	6	7	R	H	E
Oklahoma	0	0	0	0	0	0	0	0	1	0
Louisiana	0	0	2	5	0	0	X	7	10	0

WP: Hamilton (7-1) **LP:** Stevens (12-4) **SV:** None
HR: UL - None
 OU - None

Records: UL 16-6-1, OU 18-7

Junior Christina Hamilton took a no-hitter into the seventh inning, holding the defending National Champions to one-hit and picking up the shutout to lead the Cajuns to victory. The Cajuns pieced together seven runs without their trademark long-ball, spreading seven RBI around to five batters.

Game 24 - March 15, 2014 #23 Louisiana 7, #13 Oklahoma 0

Teams	1	2	3	4	5	6	7	R	H	E
Oklahoma	0	0	0	0	1	0	0	1	4	0
Louisiana	0	0	1	2	0	0	X	3	8	1

WP: Hamilton (8-1) **LP:** Stevens (12-5) **SV:** None
HR: UL - None
 OU - None

Records: UL 17-6-1, OU 18-8

Junior Christina Hamilton pitched her second stellar performance of the day, holding Oklahoma to four hits and nearly picking up her second complete game shutout of the day. The Cajuns got all three runs of the bat of Haley Hayden, with the freshman driving in Natalie Fernandez twice with a single in the third and then Fernandez and Shellie Landry with a double in the fourth.

Game 25 - March 19, 2014 #20 Louisiana 6, Sam Houston 0

Teams	1	2	3	4	5	6	7	R	H	E
Sam Houston	0	0	0	0	0	0	0	0	3	1
Louisiana	0	1	0	1	1	3	X	6	11	2

WP: Hamilton (9-1) **LP:** Lancaster (2-5) **SV:** None
HR: UL - None
 SHSU - None

Records: UL 18-6-1, SHSU 12-14

Christina Hamilton tossed her third straight complete game, shutting down Sam Houston, allowing three hits while fanning five. Senior Natalie Fernandez went 3-for-3 with one run, and Kelsey Vincent drove in two runs with an RBI double.

Game 26 - March 19, 2014 #20 Louisiana 4, Sam Houston 2

Teams	1	2	3	4	5	6	7	R	H	E
Sam Houston	0	0	0	1	0	0	1	2	2	1
Louisiana	0	0	0	2	1	1	X	4	9	2

WP: Wallace (8-2) **LP:** Baros (5-7) **SV:** None
HR: UL - Vincent (4)
 SHSU - None

Records: UL 19-6-1, SHSU 12-15

The Cajuns picked up the sweep behind the second 3-for-3 performance from Natalie Fernandez and second straight two-RBI game from Kelsey Vincent. Junior pitcher Jordan Wallace held Sam Houston to two runs on two hits to pick up her first win since March 2 against Memphis.

Game 27 - March 22, 2014 #20 Louisiana 8, Georgia State 3

Teams	1	2	3	4	5	6	7	R	H	E
Louisiana	0	0	4	3	1	0	0	8	10	0
Georgia State	0	0	0	0	3	1	0	3	4	1

WP: Hamilton (10-1) **LP:** Milton (3-3) **SV:** None
HR: UL - Vincent (5)
 GSU - Anderson (5)

Records: UL 20-6-1, GSU 13-14

The Cajuns scored eight runs in the first five innings behind Hamilton, coming within one out of ending the game early with the mercy rule, leading 8-0. Haley Hayden singled with the bases loaded in the third to score Shellie Landry and open the scoring. The Cajuns added three more runs in the inning including two wild pitches in the same at-bat, and a run on a double play.

Game 28 - March 22, 2014 #20 Louisiana 4, Georgia State 2

Teams	1	2	3	4	5	6	7	R	H	E
Louisiana	0	1	0	0	1	2	0	4	5	1
Georgia State	1	0	1	0	0	0	0	2	4	2

WP: Wallace (9-2) **LP:** Worley (0-2) **SV:** Hamilton (2)
HR: UL - Walsh (1)
 GSU - Coleman (6)

Records: UL 21-6-1, GSU 13-15

After falling behind 2-1 after three innings, the Cajuns got three runs with one in the fifth and two in the sixth. Samantha Walsh hit her first homer of the season to knot the game at two, before GSU added a run in the third, but the Cajuns scored one in the fifth and one in the sixth with runs off a passed ball, sac fly and a single.

Game 29 - March 23, 2014 #20 Louisiana 13, Georgia State 0

Teams	1	2	3	4	5	6	7	R	H	E
Louisiana	3	2	2	3	3	X	X	13	13	0
Georgia State	0	0	0	0	0	X	X	0	4	1

WP: Hamilton (11-1) **LP:** Worley (0-3) **SV:** None
HR: UL - Hayden (10), Vincent (6), Redfearn (8), Corbello (8)
 GSU - None

Records: UL 22-6-1, GSU 13-16

The Cajuns displayed why they have the nations most powerful offense, swatting four home runs and scoring 13 runs on 13 hits, while Christina Hamilton and Jordan Wallace teamed up to shutout the Panthers.

Game 30 - March 29, 2014 #20 Louisiana 5, Texas State 2

Teams	1	2	3	4	5	6	7	R	H	E
Texas State	0	1	0	0	0	0	1	2	4	2
Louisiana	1	0	2	1	0	1	X	5	12	1

WP: Hamilton (12-1) **LP:** House (16-11) **SV:** None
HR: UL - None
 TXST - Korroll (5), Doerre (4)

Records: UL 23-6-1, TXST 19-15

The Cajuns got a strong pitching performance from Christina Hamilton who allowed just two solo home runs as the Cajuns defeated Texas State, 5-2, behind two RBI from Lexie Elkins and one each from Natalie Fernandez and Corin Voinché.

Game 31 - March 30, 2014 #20 Louisiana 5, Texas State 1

Teams	1	2	3	4	5	6	7		R	H	E
Texas State	0	1	0	0	1	0	0		2	2	1
Louisiana	1	0	3	0	1	0	X		5	6	0

WP: Wallace (10-2) **LP:** Wright (2-2) **SV:** None
HR: UL - Hayden (11), Walsh (2)
 TXST - Doerre (5)

Records: UL 24-6-1 TXST 19-16

Much like the first game of the doubleheader, the Cajuns jumped ahead early, only to see the Bobcats tie it up in their next chance. The Cajuns would ultimately pull ahead with a three-run third, behind a two-run home run from Samantha Walsh, to sweep the doubleheader.

Game 32 - March 31, 2014 #20 Louisiana 8, Texas State 3

Teams	1	2	3	4	5	6	7		R	H	E
Texas State	0	1	0	0	2	0	0		3	5	2
Louisiana	0	0	0	1	0	7	X		8	8	0

WP: Wallace (11-2) **LP:** Garner (1-5) **SV:** None
HR: UL - Walsh (3), Redfearn (9)
 TXST - Harris (4)

Records: UL 25-6-1 TXST 19-17

The Bobcats controlled most of the game with the Cajuns struggling to figure out starting pitcher Rayn House, a seven-run sixth inning helped propel the Cajuns to victory. The Cajuns got a two-run single from Samantha Walsh, and two-run homer from Shelbi Redfearn and a pair of hits in the inning from Natalie Fernandez.

Game 33 - April 5, 2014 #21 Louisiana 8, WKU 4

Teams	1	2	3	4	5	6	7		R	H	E
Louisiana	2	0	2	3	1	0	0		8	10	0
WKU	0	1	2	0	0	0	1		4	5	3

WP: Hamilton (13-1) **LP:** Rousseau (13-8) **SV:** None
HR: UL - Hayden (12), Elkins (9), Redfearn (10)
 WKU - Holloway (4)

Records: UL 26-6-1 WKU 24-11-1

Haley Hayden got the game started with her fifth first-inning homer of the season and fourth first-inning home run with Natalie Fernandez on base, to give the Cajuns an early lead. WKU battled back throughout the game, but could not fully close the gap, with the Cajuns hitting three home runs to overpower the WKU attack.

Game 34 - April 5, 2014 #21 Louisiana 11, WKU 5

Teams	1	2	3	4	5	6	7		R	H	E
Louisiana	0	0	2	6	0	0	3		11	14	0
WKU	1	0	0	0	1	3	0		5	5	1

WP: Wallace (12-2) **LP:** Miniard (11-4) **SV:** None
HR: UL - Elkins (10), Redfearn (11)
 WKU - Cruce (4)

Records: UL 27-6-1 WKU 24-12-1

Preslie Cruce hit a first-inning home run to give WKU their first lead of the weekend, but the Cajuns took that back in the third, following a two-run homer from Shelbi Redfearn, and a six-run fourth inning. The Cajuns benefited from a pair of RBI base hits from Shellie Landry and Sara Corbello and a three-run homer from Lexie Elkins.

Game 35 - April 6, 2014 #21 Louisiana 6, WKU 4

Teams	1	2	3	4	5	6	7		R	H	E
Louisiana	0	0	0	4	0	2	0		6	10	2
WKU	0	1	0	0	2	0	1		4	9	0

WP: Wallace (13-2) **LP:** Rousseau (13-9) **SV:** Hamilton (4)
HR: UL - None
 WKU - McGill (1)

Records: UL 28-6-1 WKU 24-13-1

The Lady Toppers kept the Cajuns off the board for the first four innings before back-to-back two-run singles from Haley Hayden and Lexie Elkins. They added insurance in the seventh with an RBI single from Samantha Walsh and a bases-loaded HBP by Sara Corbello, to grab the sweep of WKU.

Game 36 - April 12, 2014 #18 Louisiana 6, #15 South Alabama 2

Teams	1	2	3	4	5	6	7		R	H	E
South Alabama	1	1	0	0	0	0	0		2	10	1
Louisiana	0	0	4	1	1	-	X		6	8	2

WP: Hamilton (14-1) **LP:** Beard (17-4) **SV:** None
HR: UL - Hayden (13), Walsh (4), Landry (1)
 USA - None

Records: UL 29-6-1, USA 31-7

The Cajuns battled back from an early 2-0 hole in the first game of the doubleheader, using a four-run third inning, highlighted by a three-run homer from Samantha Walsh, to score six unanswered runs, and defeat the Jaguars, 6-2.

Game 37 - April 12, 2014 #15 South Alabama 8, #18 Louisiana 4

Teams	1	2	3	4	5	6	7		R	H	E
South Alabama	3	0	4	1	0	0	0		8	9	2
Louisiana	3	0	0	0	0	1	0		4	4	1

WP: Campbell (13-3) **LP:** Wallace (13-3) **SV:** None
HR: UL - Elkins (11)
 USA - None

Records: UL 29-7-1, USA 32-7

South Alabama got off to a hot start in game two, scoring three runs on one hit in the first inning, but Lexie Elkins quickly disposed of that lead, hitting a three-run home run after Natalie Fernandez reached on an error and Hayden took a walk to lead off the game.

Game 38 - April 12, 2014 #18 Louisiana 5, #15 South Alabama 1

Teams	1	2	3	4	5	6	7		R	H	E
South Alabama	0	1	0	0	0	0	0		1	7	3
Louisiana	0	0	3	2	0	0	X		5	7	0

WP: Hamilton (15-1) **LP:** Campbell (13-4) **SV:** None
HR: UL - Elkins (12)
 USA - Breeden (7)

Records: UL 30-7-1, USA 32-8

Lexie Elkins hit a tiebreaking, two-run home run in the third inning to help the No. 18 Louisiana Ragin' Cajuns softball team to a 5-1 victory over No. 15 South Alabama, as well as a series victory over the Sun Belt Conference foe.

Game 39 - April 16, 2014 #17 Louisiana 5, McNeese 4

Teams	1	2	3	4	5	6	7		R	H	E
McNeese State	1	0	1	0	0	2	0		4	7	2
Louisiana	2	0	2	0	0	0	1		5	5	2

WP: Hamilton (16-1) **LP:** Allred (19-6) **SV:** None
HR: UL - Elkins (13), Walsh (5)
 MCN - None

Records: UL 31-7-1, McNeese 30-12

Samantha Walsh hit a solo-home run to lead off the bottom of the seventh inning and send the No. 17 Louisiana Ragin' Cajuns home with a win over the McNeese State Cowgirls, 5-4, at Lamson Park on Wednesday. For Walsh, it was her fifth homer of the season, 11th of her career, and her first walkoff homer, capping a 2-for-4, two RBI night, to improve the Cajuns to 31-7-1 on the season and 17-5-1 at Lamson Park.

Game 40 - April 19, 2014 #17 Louisiana 5, Troy 0

Teams	1	2	3	4	5	6	7		R	H	E
Louisiana	0	0	4	1	0	0	0		5	2	2
Troy	0	0	0	0	0	0	0		0	5	3

WP: Hamilton (17-1) **LP:** Affeldt (7-17) **SV:** None
HR: UL - Landry (2)
 Troy - None

Records: UL 32-7-1, Troy 18-28

Despite recording just two hits, the Ragin' Cajuns found a way to produce five runs, behind a third-inning grand slam from Shellie Landry and a complete game shutout by Christina Hamilton. Hamilton struck out 10 batters and did not allow a single walk, to lead the Cajuns past the Trojans.

Game 41 - April 19, 2014 #17 Louisiana 9, Troy 0

Teams	1	2	3	4	5	6	7		R	H	E
Louisiana	0	1	3	0	2	0	3		9	16	2
Troy	0	0	0	0	0	0	0		0	3	2

WP: Hamilton (18-1) **LP:** Rainey (6-5) **SV:** None
HR: UL - Walsh 2 (6, 7), Redfearn (12)
 Troy - None

Records: UL 33-7-1, Troy 18-29

The Cajuns found their offensive stride after just two hits in the first game of the doubleheader, scoring nine runs on 16 hits. Shellie Landry had a bases-clearing double for a three-run third inning, and Samantha Walsh hit a pair of solo-home runs. Christina Hamilton got the start for the second time in the day, tossing the first six innings, allowing three hits and no walks.

Game 42 - April 22, 2014 #17 Louisiana 5, #14 Baylor 2

Teams	1	2	3	4	5	6	7		R	H	E
Louisiana	0	0	0	0	3	2	0		5	8	0
Baylor	0	0	0	0	1	1	0		2	8	1

WP: Hamilton (19-1) **LP:** Canion (18-9) **SV:** None
HR: UL - Elkins (14)
 Baylor - Holl (4)

Records: UL 34-7-1, Baylor 32-11

After Baylor jumped ahead 1-0 on a solo-home run by Holly Holl in the fourth, the Cajuns responded with three runs in the fifth behind a Haley Hayden double and a two-run homer by Lexie Elkins, to take an insurmountable 3-1 lead over the Bears. Fernandez added to that lead in the next inning with her first-career multi-RBI hit, and Christina Hamilton tossed the complete game for her 19th win of the season.

Game 43 - April 22, 2014 #16 Louisiana 7, #14 Baylor 4

Teams	1	2	3	4	5	6	7		R	H	E
Louisiana	1	0	3	0	0	2	1		7	7	2
Baylor	1	0	2	0	1	0	0		4	4	3

WP: Brown (3-1) **LP:** Stearns (11-3) **SV:** None
HR: UL - None
 Baylor - None

Records: UL 35-7-1, Baylor 32-12

With the game tied 4-4 in the fifth, the Cajuns scraped together two runs in the sixth and one in the seventh to get the doubleheader and season sweep of Baylor. Haley Hayden was hit by a pitch with the bases loaded, and then the Cajuns added another run on a bases loaded wild pitch to take a 6-4 lead, later adding a run on a Gabby Felps double to put the game away, 7-4.

Game 44 - April 26, 2014 #16 Louisiana 7, UT Arlington 0

Teams	1	2	3	4	5	6	7		R	H	E
Louisiana	2	4	0	1	0	0	0		7	11	0
UT Arlington	0	0	0	0	0	0	0		0	2	1

WP: Hamilton (20-1) **LP:** Collins (12-11) **SV:** None
HR: UL - Elkins (15)
 UTA - None

Records: UL 36-7-1, UTA 20-27

The Cajuns jumped ahead early with a two-run double by Shellie Landry in the first inning. They added to the lead in the second with a pair of RBI hits from Corin Voinché and Natalie Fernandez, and an error of the bat of Lexie Elkins. Elkins added to the Cajuns' lead in the fourth inning down the left field line to make it 7-0.

Game 45 - April 26, 2014 #16 Louisiana 7, UT Arlington 0

Teams	1	2	3	4	5	6	7	R	H	E
Louisiana	0	0	5	7	1	X		13	15	1
UT Arlington	0	0	0	0	X	X		0	2	4

WP: Brown (4-1) **LP:** May (1-5) **SV:** None
HR: UL - None
 UTA - None

Records: UL 37-7-1, UTA 20-28

Victoria Brown got the complete game shutout for the Cajuns, striking out a season-high five batters, and allowing two hits. She had a no-hitter into the bottom of the fifth, but lost it to a pair of hits in the inning, getting out of the game with the shutout. Offensively the Cajuns were led by a three-hit game from Haley Hayden and three-RBI from Lexie Elkins.

Game 46 - April 26, 2014 #16 Louisiana 7, UT Arlington 0

Teams	1	2	3	4	5	6	7	R	H	E
Louisiana	2	0	1	2	0	1	2	8	7	0
UT Arlington	0	0	0	0	0	0	0	0	3	4

WP: Hamilton (21-1) **LP:** Collins (12-12) **SV:** None
HR: UL - Elkins (16), Landry (3)
 UTA - None

Records: UL 38-7-1, UTA 20-29

Corin Voinché went 2-for-4 with two runs scored and two RBI, and Christina Hamilton threw six shutout innings, as the Louisiana Ragin' Cajuns defeated the UT Arlington Mavericks, 8-0, and clinched their 12th Sun Belt Conference Regular Season Championship on Sunday at Allan Saxe Field.

Game 47 - May 3, 2014 #13 Louisiana 9, ULM 6

Teams	1	2	3	4	5	6	7	R	H	E
ULM	0	0	0	2	4	0	0	6	4	1
Louisiana	2	0	1	1	1	0	3	8	11	1

WP: Hamilton (22-1) **LP:** Hamby (4-10) **SV:** None
HR: UL - Hayden (14), Walsh (8)
 ULM - Cacioppo 2 (8,9)

Records: UL 39-7-1, ULM 22-23

Once again Samantha Walsh was the Cajuns' hero, hitting a walk-off home run for the second-straight home game, also doing so against McNeese State on April 16. Alexis Cacioppo was a thorn in the Cajuns' side, driving in all six runs for the Warhawks, but a home run from Haley Hayden in the fifth put the Cajuns within reach, and Walsh put the game away in the seventh with her three-run shot.

Game 48 - May 3, 2014 #13 Louisiana 7, ULM 0

Teams	1	2	3	4	5	6	7	R	H	E
ULM	0	0	0	0	0	0	0	0	3	1
Louisiana	6	0	0	0	1	X		7	7	0

WP: Brown (5-1) **LP:** Hamby (4-11) **SV:** None
HR: UL - None
 ULM - None

Records: UL 40-7-1, ULM 22-24

After needing a walk-off homer in the opening game, the Cajuns spouted off six runs in the first inning to give a nice cushion to starting pitcher Victoria Brown, who held the Warhawks to two hits over six innings before yielding to the bullpen. The Cajuns got a pair of RBI from Natalie Fernandez and Shellie Landry to overwhelm the Warhawks in the nightca

Game 49 - May 3, 2014 #13 Louisiana 9, ULM 3

Teams	1	2	3	4	5	6	7	R	H	E
ULM	0	0	0	0	1	2	0	3	4	1
Louisiana	2	0	0	0	5	2	X	9	10	2

WP: Wallace (14-4) **LP:** Coyne (4-3) **SV:** Brown (1)
HR: UL - Elkins (17), Walsh (9)
 ULM - None

Records: UL 41-7-1, ULM 22-25

The Cajuns got five RBI from Lexie Elkins on three hits, including the front-half of back-to-back home runs in the sixth inning with Samantha Walsh, to lead the Cajuns to a

sweep of the Warhawks. Jordan Wallace got the win tossing the first four innings, and Victoria Brown picked up her first save of the season, closing the door in the fifth and allowing a pair of unearned runs in the sixth.

Game 50 - May 8, 2014 #12 Louisiana 5, WKU 3

Teams	1	2	3	4	5	6	7	R	H	E
WKU	2	0	1	0	0	0	0	3	6	0
Louisiana	0	0	1	0	0	0	4	5	6	1

WP: Hamilton (23-1) **LP:** Rousseau (18-17) **SV:** None
HR: UL - Landry (4)
 WKU - None

Records: UL 42-7-1, WKU 32-23-1

Shellie Landry sent Lamson Park into a frenzy with a walk-off grand slam to lead the top-seeded Louisiana Ragin' Cajuns past the No. 4 WKU Lady Toppers, 5-3. After falling down to an 0-2 count in her at-bat, with two outs in the seventh inning, Landry took a pair of pitches to make the count 2-2, before she sent the Cajuns home with her second grand slam of the season.

Game 51 - May 9, 2014 #22 South Alabama 4, #12 Louisiana 2

Teams	1	2	3	4	5	6	7	8	R	H	E
South Alabama	0	0	0	0	0	0	2	2	4	6	0
Louisiana	0	1	0	0	0	0	1	0	2	12	0

WP: Campbell (17-5) **LP:** Hamilton (23-2) **SV:** None
HR: UL - None
 USA - Johnson (4), Minahan (6)

Records: UL 42-8-1, USA (40-11)

After trailing 1-0 for most of the game, South Alabama hit a two-run homer to take a 2-1 lead in the seventh, before the Cajuns loaded the bases in the bottom of the inning, getting one run to send the game into extra innings. Just like the inning before, the Jaguars used a two-run homer, this one from Amanda Minahan, to sink the Cajuns and advance to the Sun Belt Championship game.

Game 52 - May 9, 2014 #12 Louisiana 14, ULM 6

Teams	1	2	3	4	5	6	7	R	H	E
Louisiana	0	2	1	2	0	4	5	14	10	1
ULM	0	5	0	0	0	0	1	6	7	0

WP: Brown (6-1) **LP:** Wilson (4-4) **SV:** None
HR: UL - Elkins (18), Walsh (10)
 ULM - Navarrete (5)

Records: UL 43-8-1, ULM 25-27

The Cajuns used two big innings, scoring four runs in the sixth and five runs in the seventh, to sink the Warhawks and advance to the Sun Belt Conference Championship game. The Cajuns fell behind 5-2 in the second, but came back with a two-run homer from Lexie Elkins and a grand slam from Samantha Walsh, to overcome the deficit.

Game 53 - May 10, 2014 #12 Louisiana 4, #22 South Alabama 1

Teams	1	2	3	4	5	6	7	R	H	E
Louisiana	1	0	0	0	3	0	0	4	7	1
South Alabama	1	0	0	0	0	0	0	1	6	1

WP: Hamilton (24-2) **LP:** Beard (21-6) **SV:** None
HR: UL - Hayden (15), Redfearn (13)
 USA - None

Records: UL 44-8-1, USA 40-12

Haley Hayden hit a solo homer to put the Cajuns on the board in the first, and Shelbi Redfearn broke a 1-1 tie in the sixth with her 13th homer of the year, bringing in three runs and leading the Cajuns past the South Alabama Jaguars for the Sun Belt Conference Championship, their 12th of the kind, and an automatic bid into their 24th NCAA Tournament in school history.

Game 54 - May 15, 2014 #11/12 Louisiana 7, Texas Southern 4

Teams	1	2	3	4	5	6	7	R	H	E
Texas Southern	0	0	0	2	2	0	0	4	5	1
Louisiana	0	1	5	0	1	0	X	7	8	1

WP: Hamilton (25-2) **LP:** Staton (11-7) **SV:** None
HR: UL - Landry (5), Redfearn (14)
 TSU - None

Records: UL 45-8-1, TSU 31-19

The Louisiana Ragin' Cajuns opened their 2014 NCAA Regional tournament with a win over Texas Southern, getting a three-run homer from Shelbi Redfearn in a five-run third inning, to help the Cajuns advance to the winners side of the 2014 NCAA Lafayette Regional.

Game 55 - May 16, 2014 #11/12 Louisiana 3, Texas 2

Teams	1	2	3	4	5	6	7	R	H	E
Texas	0	0	1	1	0	0	0	2	3	0
Louisiana	0	0	1	0	0	0	2	3	8	2

WP: Hamilton (26-2) **LP:** Davis (19-13) **SV:** None
HR: UL - None
 TSU - Thom (10)

Records: UL 46-8-1, Texas 33-22

Down 2-1 in the bottom of the seventh inning, the Cajuns strung together a walk and two singles to load the bases before Shelbi Redfearn hit a single to left to tie the game. Two batters later, Sara Corbello drew a walk after falling behind 0-2 in the count, to win the game for the Cajuns, and send them to the 2014 Lafayette Regional Championship.

Game 56 - May 17, 2014 #11/12 Louisiana 3, Texas 2

Teams	1	2	3	4	5	6	7	R	H	E
Texas	0	0	1	1	0	0	0	2	3	0
Louisiana	0	0	1	0	0	0	2	3	8	2

WP: Hamilton (26-2) **LP:** Davis (19-13) **SV:** None
HR: UL - None
 UT - Thom (10)

Records: UL 46-8-1, Texas 33-22

Down 2-1 in the bottom of the seventh inning, the Cajuns strung together a walk and two singles to load the bases before Shelbi Redfearn hit a single to left to tie the game. Two batters later, Sara Corbello drew a walk after falling behind 0-2 in the count, to win the game for the Cajuns, and send them to the 2014 Lafayette Regional Championship.

Game 57 - May 18, 2014 #11/12 Louisiana 10, Texas 1

Teams	1	2	3	4	5	6	7	R	H	E
Louisiana	0	2	2	0	1	0	5	10	12	1
Texas	0	0	0	1	0	0	0	1	4	0

WP: Hamilton (27-2) **LP:** Davis (19-14) **SV:** None
HR: UL - Elkins 2 (19, 20), Redfearn (9), Vincent (7)
 UT - Smith (1)

Records: UL 47-8-1, Texas 33-23

The Ragin' Cajuns exploded for ten runs, including five in the top of the seventh inning, to win the 2014 NCAA Lafayette Regional and advance to the fifth Super Regional in school history. The Cajuns got two runs in the second inning with a pinch-hit, bases-loaded, single by Gabby Felps, hitting the first pitch she saw and driving in the winning runs early in the game.

Michael Lotief

Head Coach

- In his 12th season at the helm of the Ragin' Cajuns and second as the sole head coach. He spent two years as an assistant coach and 10 years as a co-head coach with his wife, Stefni Lotief, who coached from 2001-2012.
- He has led his teams to 40+ wins in every season, including 50+ wins four times and over 60 wins once.
- The Cajuns have never failed to make the NCAA championship field with a Lotief as head coach, and hold the sixth-longest streak in the nation.
- Has won the Sun Belt Conference tournament in 10 of his 12 years coaching the program and the regular-season title 11 of 12 years.
- Regarded as one of the best offensive minds in college softball, coaching many hitters who have led the conference and nation.
- Coached the first 100 home run season in school history in 2006, with Danyele Gomez, Ashley Evans and Lacey Bertucci all in the NCAA Top-10 in home runs.
- Saw the Cajuns rank in the Top-5 in many offensive NCAA statistical rankings in five straight seasons, from 2002-2006 including scoring, home runs and batting average.
- Prior to coaching at the DI level, he coached the Louisiana Reflections, a summer softball program that he was instrumental in developing. The Reflections won five consecutive state championships and made five National Tournament appearances, winning the AFA 18-U National Championship in 2000...over 20 high school players that he coached received Division I scholarships.
- Received a bachelor's degree from Louisiana in 1985 and then his Juris Doctorate from LSU in 1988.
- Opened his own law firm in 1992.
- Is married to former co-head coach Stefni Lotief (Whitton), an All-American pitcher at Louisiana. They have two children, Chelsea and Andrew.

LOTIEF'S HEAD COACHING RECORD

Season	School	Record	Post-Season
2003*	Louisiana	47-11	Women's College World Series
2004*	Louisiana	60-8	Tuscon Regional
2005*	Louisiana	51-10	Norman Regional
2006*	Louisiana	50-12	Baton Rouge Regional
2007*	Louisiana	46-18	College Station Regional
2008*	Louisiana	52-15	Women's College World Series
2009*	Louisiana	45-13	Waco Regional
2010*	Louisiana	45-18	UCLA Super Regional
2011*	Louisiana	51-11	Austin Regional
2012*	Louisiana	53-6	Tempe Super Regional
2013	Louisiana	47-15	Ann Arbor Super Regional
2014	Louisiana	47-8-1	No. 6 National Seed

Head Coaching Totals (All College) 594 -145-1 (.803) (12th Year)

*Co-head coach with wife, Stefni Lotief (2003-12)

2014 Louisiana Softball Roster

No.	Name	Pos.	B/T	Ht.	Yr.	Hometown	High School/Previous School
3	Natalie Fernandez	INF	L/R	5-5	Sr.-3L	Denham Springs, La.	Live Oak
4	Kassidy Zeringue	UTL	L/R	5-4	Fr.-HS	Lutcher, La.	Lutcher
5	Meagan Thomas	INF	L/R	5-4	So.-1L	New Iberia, La.	New Iberia Senior High
6	Taylor Meaux	UTL	R/R	5-5	So.-1L	Maurice, La.	Vermillion Catholic
7	Jordan Wallace	P	R/R	5-9	Jr.-2L	Weatherford, Texas	Weatherford
8	Aleah Craighton	OF	R/R	5-7	Fr.-HS	Prairieville, La.	Dutchtown
9	Linzey Cifreo	C	R/R	5-10	So.-1L	Walker, La.	Walker
12	Gabby Felps	INF	R/R	5-6	So.-1L	Gonzales, La.	St. Amant
13	Marie Hoag	OF	L/L	5-9	So.-1L	New Iberia, La.	Catholic
14	Cassidy White	OF	L/R	5-6	So.-1L	Flower Mound, Texas	Flower Mound
16	Christina Hamilton	P	R/R	5-9	Jr.-2L	Leesville, La.	Rosepine
17	Leandra Maly	OF	L/R	5-8	Jr.-1L	Pearland, Texas	Pearland/Blinn College
18	Alex Stewart	P	R/R	5-11	Fr.-HS	Zionsville, Ind.	Zionsville
19	Shelbi Redfearn	OF	R/R	5-8	Sr.-1L	Stillwater, Okla.	Stillwater/Baylor
20	Kendall Smith	OF	L/R	5-3	Fr.-HS	Ruston, La.	Ruston
21	Samantha Walsh	INF	R/R	5-7	So.-1L	Ingleside, Texas	Ingleside
22	Shellie Landry	OF	R/R	5-8	So.-1L	Broussard, La.	St. Thomas More
23	Ciarra Cherry	INF	R/R	5-10	Fr.-HS	Petal, Miss.	Petal
24	Macey Smith	P	R/R	6-1	Fr.-HS	Houston, Texas	Stratford
25	Sara Corbello	UTL	R/R	5-6	So.-1L	Lake Charles, La.	Barbe
27	Sarah Arceneaux	INF	L/R	5-5	Fr.-HS	Broussard, La.	St. Thomas More
28	Kelsey Vincent	INF	R/R	5-9	So.-1L	Tomball, Texas	Tomball
29	Lexi Rouse	P	R/R	6-2	Fr.-HS	Macon, Ga.	Stratford Academy
31	Corin Voinché	INF	L/R	5-0	Fr.-RS	Scott, La.	Teurlings Catholic
32	Victoria Brown	P	R/R	6-0	So.-1L	LaPorte, Texas	Clear Lake/Arkansas
33	Lexie Elkins	C	R/R	5-10	So.-Tr.	Victoria, Texas	Victoria East/Texas Tech
35	Haley Hayden	INF	R/R	5-4	Fr.-HS	West Monroe, La.	West Monroe

Alphabetical

27	Sarah Arceneaux
32	Victoria Brown
23	Ciarra Cherry
9	Linzey Cifreo
25	Sara Corbello
8	Aleah Craighton
33	Lexie Elkins
12	Gabby Felps
3	Natalie Fernandez
16	Christina Hamilton
35	Haley Hayden
13	Marie Hoag
22	Shellie Landry
17	Leandra Maly
6	Taylor Meaux
19	Shelbi Redfearn
29	Lexi Rouse
20	Kendall Smith
24	Macey Smith
18	Alex Stewart
5	Meagan Thomas
28	Kelsey Vincent
32	Corin Voinché
7	Jordan Wallace
21	Samantha Walsh
14	Cassidy White
4	Kassidy Zeringue

By Class

Seniors (2)
3 Natalie Fernandez
19 Shelbi Redfearn
Juniors (3)
16 Christina Hamilton
17 Leandra Maly
7 Jordan Wallace
Sophomores (13)
32 Victoria Brown
9 Linzey Cifreo
25 Sara Corbello
33 Lexie Elkins
12 Gabby Felps
13 Marie Hoag
22 Shellie Landry
6 Taylor Meaux
5 Meagan Thomas
28 Kelsey Vincent
21 Samantha Walsh
14 Cassidy White
Redshirt Freshmen (1)
32 Corin Voinché
Freshmen (9)
27 Sarah Arceneaux
23 Ciarra Cherry
8 Aleah Craighton
35 Haley Hayden
29 Lexi Rouse
20 Kendall Smith
24 Macey Smith
18 Alex Stewart
4 Kassidy Zeringue

Head Coach: Michael Lotief (Louisiana, '85)

Associate Head Coach: T.J. Hubbard (Oklahoma Wesleyan, '02)

Assistant Coaches: Lisa Norris (North Carolina, '10)

Strength & Conditioning: Lana Bowers (Louisiana, '10)

Graduate Manager: Sarah Draheim (Louisiana, '13)

Volunteer Coach: Robert Verde

**3 - Natalie Fernandez- Senior - Infielder - Denham Springs, La. - Live Oak HS****Second-Team NFCA Central Region****First-Team All-Sun Belt****Sun Belt Player of the Week (3/24)**

Was named first team All-Sun Belt and is a one-time Sun Belt Player of the Week...was named the Louisiana Ragin' Cajuns female Student Athlete of the Year...leads the team in batting at a .433 clip, with a conference-best 63 runs scored and a .540 on-base percentage...is second in the Sun Belt with 79 hits...ranks second in school history with a .399 career batting average, sitting three points behind leader Becky McMurtry (.402, 2002-03), and holds the record for a four-year Cajun...went 4-for-4 with a career-high four runs scored and two stolen bases against Lamar...drove in three runs with a bases-loaded triple against ULM (5/9/14)...had a team-high 25 multi-hit games this season, with eight three-hit games and 16 two-hit games.

4 - Kassidy Zeringue - Freshman - Outfielder - Lutcher, La. - Lutcher HS

Appeared in 41 games, starting five in center field, used primarily as a pinch-runner and late-inning defensive replacement...batted .125 (1-for-8), with five runs scored...made 11 putouts and tied for a team-high three outfield assists, never making an error...two stolen bases on two attempts...made her collegiate debut and got her first career hit in the season opener, going 1-for-2 against Northern Iowa.

5 - Meagan Thomas - Sophomore - Infielder - New Iberia, La. - New Iberia HS

Appeared in 46 games, mainly as a pinch runner...has scored a run in 24-of-41 pinch running appearances...is 7-for-9 in stolen base attempts and is second on the team in stolen bases...has drawn two walks in five plate appearances.

7 - Jordan Wallace - Junior - Pitcher - Weatherford, Texas - Weatherford HS

Is 14-3 with a 4.04 ERA and 136 strikeouts in 102.0 innings pitched, starting 18 games and coming in relief in six...has one save on the season...is second on the team with a .206 opponent batting average and in strikeouts...ranks 14th in the nation with 9.3 strikeouts per game, leading the team in that category...ranks 5th in school history with 685 strikeouts in her career...has struck out 10-or-more batters on three occasions, including a pair of 11 strikeout performances, first against Ohio (3/1/14), and then later against Georgia State (3/22/14)...threw a two-hit shutout against Central Arkansas (2/16/14), striking out eight batters.

9 - Linzey Cifreo - Sophomore - Catcher - Walker, La. - Walker HS

Has appeared in 19 games, starting three, used mainly as a reserve catcher...has one home run and two doubles, while batting .308 (4-for-13) with four RBI and two runs scored...every one of her hits has come with an RBI, against Memphis (2/15/14), UTSA (2/28/14), Baylor (2/28/14), and UT Arlington (4/26/14).

12- Gabby Felps - Sophomore - Infield - Gonzales, La. - St. Amant HS

Batted .302 (13-for-43) with a home run and 11 RBI...drove in the game-winning runs in the 2014 Lafayette Regional Championship game against Texas (5/18/14), getting a pinch-hit single to give the Cajuns a 2-0 lead...over half of her 13 hits have been for extra bases with five doubles a triple and a homer...drove in two runs twice, first against Purdue (2/9/14) and then against ULM (5/4/14)...homered against Hofstra (2/22/14) as a pinch hitter...had a three-hit game going 3-for-4 at UT Arlington (4/26/14), hitting a double and two singles.

14 - Cassidy White - Sophomore - Outfield - Flower Mound, Texas - Flower Mound HS

Appeared in 44 games, all as a pinch runner, scoring 17 runs and going a perfect 5-for-5 in stolen bases... stole a base and scored a run in three different games, against South Alabama (4/12/14), Troy (4/19/14) and UT Arlington (4/26/14).

16 - Christina Hamilton - Junior - Pitcher - Leesville, La. - Rosepine HS

First-Team NFCA Central Region

Sun Belt Pitcher of the Year

First-Team All-Sun Belt

Two-Time Sun Belt Pitcher of the Week (3/17 & 4/21)

Is 27-2 with a 1.53 ERA and 166 strikeouts in 189.2 innings pitched...holds a 3.22 strikeout to walk ratio, walking just 58 batters...held opponents to a .188 batting average against...is 15th in the nation with 27 victories and 23rd in the nation with a 1.53 ERA...allows 4.76 hits per seven innings, the 28th fewest in the nation... went 3-0 in the NCAA Lafayette Regional, defeating Texas Southern once and Texas twice, with a 1.35 ERA and four earned runs over 20.2 innings pitched...held the defending national champion Oklahoma Sooners to one run on five hits over 14.0 innings in a doubleheader sweep on March 15 at Lamson Park, including a one-hit shutout in the first game of the day, walking one and not allowing a hit until the 7th inning...struck out a season-high 14 batters against UTSA (2/28), allowing one earned run on five hits over seven innings and walking two...threw six no-hit innings in relief against North Carolina, picking up her first win of the season on Feb. 8...holds a 11-3 record against teams in the NCAA Tournament, including three wins against South Alabama and two against each Oklahoma and Texas...allowed three-or-less runs in 34 of her 37 appearances.

17 - Leandra Maly - Junior - Outfielder - Pearland, Texas - Blinn College

Appeared in 42 games, starting two...was used as a late inning defensive replacement or pinch runner primarily...batted .500 with three hits in six at-bats, scoring 18 runs on the season...was 4-for-5 in stolen base attempts.

19 - Shelbi Redfearn - Senior - Outfielder - Stillwater, Okla. - Baylor

2014 NCAA Lafayette Regional MVP

Second-Team All-Sun Belt

Batted .304 (56-for-184) with 47 RBI and 15 home runs...scored 33 runs and posted a slugging percentage of .630...leads the team with three triples...ranks 60th in the nation with 0.27 home runs per game and is 39th in the nation with 15 homers...was named the Lafayette Regional MVP, batting .500 with two homers, seven RBI and four runs scored...had 14 multi-RBI games including a seven RBI performance against her former team, Baylor, when she went 2-for-5 with a grand slam and a three-run home run...drove in the game-winning runs against South Alabama (5/10/14) in the Conference Championship, hitting a three-run homer to give the Cajuns a 4-1 lead...hit a home run in three-straight games against Texas State (3/30/14) and in both games of the WKU doubleheader (4/5/14)...had two three-hit games, doing so against Lamar (3/6/14) and South Alabama (5/9/14) in the conference tournament...scored a career-high three runs against Georgia State, going 2-for-4 with a home run and one RBI.

**20 - Kendall Smith - Freshman - Outfielder - Ruston, La. - Ruston HS**

Appeared in 42 games, starting seven in left field or as the designated player...batted .214 (6-for-28), with 12 runs scored and five stolen bases...got her the first hit of her college career against Sam Houston State (3/19/14), singling as a pinch hitter in the second game of the doubleheader...made her first career start as a the left fielder against WKU (4/5/14), getting two hits and scoring a run in the three-game series.

21 - Samantha Walsh - Sophomore - Infielder - Ingleside, Texas - Ingleside HS

Batted .262 (43-for-164) with 35 RBI, 23 runs scored and 10 home runs...all 10 of her home runs have come in the second half of the season, including a pair of solo homers against Troy (4/19/14)...Went 2-for-4 with a walk-off home run against McNeese State (4/16/14)...hit her second walk-off homer in as many home games, doing so against ULM (5/3/14), with a three-run homer, going 3-for-4 with five RBI and two runs scored...drove in three runs against Texas State (3/30/14), South Alabama (4/12/14), and four runs against ULM in the conference tournament, going 2-for-5 with a home run.

22 - Shellie Landry - Sophomore - Outfielder - Broussard, La. - St. Thomas More HS**First-Team All-Sun Belt**

Batted .305 with 39 RBI, 26 runs scored and five home runs...batted .556 with a home run, two RBI and four runs scored in the 2014 NCAA Lafayette Regional...hit a walk-off grand slam with two outs to defeat WKU in the first round of the Sun Belt Conference Championships on May 8...had nine multi-RBI games...hit two grand slams, a walk-off against WKU (5/8/14), and against Troy (4/19/14)...had a trio of three-hit games, first against Illinois State (2/21/14), and again against WKU (4/5/14) and Troy (4/19/14)...drove in five runs in the first day of the season, going 2-for-3 with two RBI against Northern Iowa and 1-for-2 with three RBI against Texas.

25 - Sara Corbello - Sophomore - Utility - Lake Charles, La. - Barbe HS

Is batting .178 (23-for-129) with eight home runs and 25 RBI and 11 runs scored...had the game winning RBI with a bases-loaded walk in the bottom of the 7th inning in the NCAA Lafayette Regional against Texas to advance to the regional championship game...drove in four RBI against Georgia State going 2-for-4 with one run scored and a home run...went 3-for-4 with two RBI against Chattanooga (3/1/14)...also had three hits including a homer against UTSA (2/28/14), going 3-for-3 with a run scored and an RBI...has played in 48 games, starting 43, all at designated player.

28 - Kelsey Vincent - Sophomore - Infielder - Tomball, Texas - Tomball HS

Has played in 50 games, starting 46 between both corner infield positions but mainly first base...was the opening day starting third baseman...is hitting .260 with seven home runs, 14 runs scored and 26 RBI...had three RBI and two hits including a home run in the NCAA Lafayette Regional Championship game against Texas (5/18/14)...opened the season with a pair of two hit games with two RBI in each, and a homer against Texas...picked up three RBI against Georgia State, going 2-for-4 with a home run and a double...has eight multi-RBI games.

31 - Corin Voinché - Freshman - Infielder - Scott, La. - Teurlings Catholic

Has started 55 games at shortstop, batting .281 with 19 runs scored, 15 RBI and two home runs...batted a team-high .556 (5-for-9) in the NCAA Lafayette Regional...hit her home runs in back-to-back games of a doubleheader on Feb. 14, first against Michigan and then against Valparaiso, both solo homers...drove in two runs against UT Arlington (4/27/14), going 2-for-2 with a double and two runs scored...scored two runs in four different games, including back-to-back games at UT Arlington...picked up three hits against Troy (4/19/14), going 3-for-4 with a double.

32 - Victoria Brown - Sophomore - Pitcher - LaPorte, Texas - Arkansas

Has gone 6-1 with a 2.79 ERA and a save in 13 appearances, four starts, since missing the first two weeks of the season following knee surgery...picked up her first win of the season against Hofstra (2/22/14), allowing two runs on one hit in 3.0 innings of relief...tossed a complete-game shutout against UT Arlington (4/26/14), allowing two hits and striking out five, coming two outs away from a no-hitter...tossed six-innings of three-hit ball against ULM (5/3/14), striking out four batters and walking two.

33 - Lexie Elkins - Sophomore - Catcher - Victoria, Texas - Texas Tech

First-Team NFCA Central Region

Sun Belt Player of the Year

First-Team All-Sun Belt

SBC Conference Championships Most Outstanding Player

2-Time Sun Belt Player of the Week (2/10 & 4/7)

Has started all but one game behind the plate, batting .388 (69-for-178) with 70 RBI, 35 runs and 20 home runs...leads the team in RBI, home runs, slugging percentage (.792) and doubles (12)...is fifth in the nation with 1.27 RBI per game, 21st in slugging percentage, 7th in home runs per game (0.36), 115th in batting average and is the 47th toughest player to strikeout, going down with strikeouts once every 19.8 at-bats...hit a pair of home runs in the 2014 Lafayette Regional Championship game against Texas...leads the team with 23 multi-RBI games and has driven in five-or-more runs twice...she drove in seven runs against Lamar (3/6/14), going 3-for-4 with two home runs and a double with two runs scored...drove in five runs against ULM (5/4/14), going 3-for-3 with a homer...drove in four runs with a 2-for-4 performance against North Carolina (2/8/14), hitting a home run and a double...hit a three-run home run against Oklahoma (3/14/14)...had 22 multi-hit games...had eight hits in the Sun Belt Conference Championships, including a 2-for-3, three-RBI performance against ULM (5/9/14).

35 - Haley Hayden - Freshman - Outfielder - West Monroe, La. - West Monroe HS

Second-Team NFCA Central Region

NFCA Top-10 Freshman of the Year

First-Team All-Sun Belt

Started all 56 games, mainly in center field, batting .335 (66-for-197) with 60 runs scored, 53 RBI and 15 home runs...has six first-inning home runs on the season, including four with a runner on base, batting in the number two position for 52 games...went 4-for-5 against Illinois State, driving in three runs and scoring twice...drove in a career-high five RBI with two home runs against Memphis (2/15/14)...has 15 multi-RBI games, including two four-RBI games...had her second-career two-home run game against Rutgers (2/23/14), driving in four runs in a 3-for-3 performance...also drove in four runs against Lamar, going 3-for-4 with three runs scored...scored three runs on three occasions, Lamar, WKU (4/5/14), and ULM (5/3/14), homering in each of the three games...has 15 multi-hit games, including five three-hit games, the second most on the team.



3 Natalie
Fernandez



4 Kassidy
Zeringue



5 Meagan
Thomas



6 Taylor
Meaux



7 Jordan
Wallace



8 Aleah
Craighton




9 Linzey
Cifreo




12 Gabby
Felps



13 Marie
Hoag



14 Cassidy
White



16 Christina
Hamilton



17 Leandra
Maly



18 Alex
Stewart



19 Shelbi
Redfearn



20 Kendall
Smith




21 Samantha
Walsh



22 Shellie
Landry



23 Ciarra
Cherry



24 Macey
Smith



25 Sara
Corbello



27 Sarah
Arceneaux



28 Kelsey
Vincent



29 Lexi
Rouse



31 Corin
Voinché



32 Victoria
Brown



33 Lexie
Elkins



35 Haley
Hayden



Michael
Lotief



T.J.
Hubbard



Lisa
Norris

2014 Ragin' Cajuns Softball
Overall Statistics for Louisiana (as of May 21, 2014)
(All games Sorted by Batting avg)

Record: 47-8-1 Home: 25-6-1 Away: 14-0 Neutral: 8-2 Sun Belt: 19-1

Player	avg	gp-gs	ab	r	h	2b	3b	hr	rbi	tb	slg%	bb	hp	so	gdp	ob%	sf	sh	sb-att	po	a	e	fld%
3 Fernandez,Natalie	.434	56-56	182	63	79	0	2	0	12	83	.456	39	3	12	0	.540	0	1	11-15	88	76	6	.965
33 Elkins,Lexie	.388	55-55	178	35	69	12	0	20	70	141	.792	36	4	9	1	.498	1	0	1-1	369	26	4	.990
35 Hayden,Haley	.335	56-56	197	60	66	13	1	15	53	126	.640	22	6	18	1	.416	1	0	6-7	81	3	1	.988
22 Landry,Shellie	.305	56-56	164	26	50	10	1	5	39	77	.470	24	3	26	0	.395	4	0	0-0	30	3	4	.892
19 Redfearn,Shelbi	.304	56-56	184	33	56	9	3	15	47	116	.630	15	3	25	1	.361	3	0	2-3	160	1	2	.988
31 Voinche,Corin	.281	55-54	128	19	36	4	0	2	15	46	.359	15	3	18	0	.370	0	0	0-0	66	69	16	.894
21 Walsh,Samantha	.262	56-52	164	23	43	5	0	10	35	78	.476	27	1	40	1	.370	0	0	1-1	49	88	13	.913
28 Vincent,Kelsey	.260	50-46	123	14	32	5	0	7	26	58	.472	31	1	46	1	.413	0	0	0-0	238	18	10	.962
25 Corbello,Sara	.178	51-46	129	11	23	0	0	8	25	47	.364	25	5	21	2	.325	4	0	0-0	13	0	0	1.000

17 Maly,Leandra	.500	42-2	6	18	3	0	0	0	0	3	.500	0	0	0	0	.500	0	0	4-5	3	0	0	1.000
9 Cifreo,Linzey	.308	19-3	13	2	4	2	0	1	4	9	.692	1	0	5	0	.333	1	0	0-0	15	3	0	1.000
12 Felps,Gabby	.302	32-9	43	3	13	5	1	1	11	23	.535	5	2	9	0	.392	1	0	0-0	0	0	0	.000
20 Smith,Kendall	.214	42-7	28	12	6	0	0	0	0	6	.214	2	0	4	0	.267	0	3	5-6	16	1	2	.895
27 Arceneaux,Sarah	.160	22-1	25	1	4	1	0	1	5	8	.320	1	0	12	0	.192	0	0	1-1	2	0	0	1.000
4 Zeringue,Kassidy	.125	41-5	8	6	1	0	0	0	0	1	.125	1	0	2	0	.222	0	0	2-2	11	3	0	1.000
5 Thomas,Meagan	.000	48-0	4	25	0	0	0	0	0	0	.000	2	0	1	0	.333	0	0	7-9	2	1	1	.750
14 White,Cassidy	.000	44-0	0	17	0	0	0	0	0	0	.000	0	0	0	0	.000	0	0	5-5	0	0	0	.000
6 Meaux,Taylor	.000	2-0	0	0	0	0	0	0	0	0	.000	0	0	0	0	.000	0	0	0-0	0	0	0	.000
13 Hoag,Marie	.000	2-0	0	0	0	0	0	0	0	0	.000	0	0	0	0	.000	0	0	0-0	0	0	0	.000
Totals	.308	56	1576	368	485	66	8	85	342	822	.522	246	31	248	7	.408	15	4	45-55	1158	375	64	.960
Opponents	.216	56	1460	196	315	33	3	40	167	474	.325	207	53	370	8	.333	8	23	32-38	1104	337	67	.956

LOB - Team (400), Opp (398). DPs turned - Team (21), Opp (26). CI - Team (1), Elkins 1.

(All games Sorted by Earned run avg)

Player	era	w-l	app	gs	cg	sho	sv	ip	h	r	er	bb	so	2b	3b	hr	b/avg	wp	hp	bk	sfa	sha
16 Hamilton,Christina	1.53	27-2	37	29	19	3/4	3	210.1	143	55	46	58	177	15	2	17	.188	8	18	0	4	15
7 Wallace,Jordan	4.04	14-3	25	18	7	1/3	1	102.1	79	73	59	110	136	11	0	13	.206	33	26	0	2	6

32 Brown,Victoria	2.79	6-1	13	4	2	1/3	1	42.2	36	22	17	17	33	2	0	2	.217	3	4	0	0	2
24 Smith,Macey	6.54	0-0	7	2	0	0/0	0	20.1	36	29	19	10	12	5	0	3	.367	2	5	1	2	0
18 Stewart,Alex	9.48	0-2	4	3	1	0/0	0	10.1	21	17	14	12	12	0	1	5	.396	1	0	0	0	0
Totals	2.81	47-8	56	56	29	10/5	5	386.0	315	196	155	207	370	33	3	40	.216	47	53	1	8	23
Opponents	6.09	8-47	56	56	19	1/0	1	368.0	485	368	320	246	248	66	8	85	.308	35	31	4	15	4

PB - Team (12), Elkins 11, Cifreo 1, Opp (13). Pickoffs - Team (1), Elkins 1. SBA/ATT - Elkins (32-38), Hamilton,C (18-20), Wallace (6-9), Stewart (4-4), Brown (2-3), Smith,M (2-2).

2014 Ragin' Cajuns Softball
Overall Statistics for Louisiana (as of May 21, 2014)
(All games Sorted by Fielding pct)

Player	c	po	a	e	fld%	dp	sba	csb	sba%	pb	ci
9 Cifreo,Linzey	18	15	3	0	1.000	0	0	0	---	1	0
4 Zeringue,Kassidy	14	11	3	0	1.000	0	0	0	---	0	0
25 Corbello,Sara	13	13	0	0	1.000	0	0	0	---	0	0
24 Smith,Macey	10	1	9	0	1.000	0	2	0	1.000	0	0
17 Maly,Leandra	3	3	0	0	1.000	0	0	0	---	0	0
27 Arceneaux,Sarah	2	2	0	0	1.000	0	0	0	---	0	0
18 Stewart,Alex	1	0	1	0	1.000	0	4	0	1.000	0	0
33 Elkins,Lexie	399	369	26	4	.990	3	32	6	.842	11	1
35 Hayden,Haley	85	81	3	1	.988	1	0	0	---	0	0
19 Redfearn,Shelbi	163	160	1	2	.988	5	0	0	---	0	0
16 Hamilton,Christina	59	11	47	1	.983	3	18	2	.900	0	0
3 Fernandez,Natalie	170	88	76	6	.965	13	0	0	---	0	0
28 Vincent,Kelsey	266	238	18	10	.962	12	0	0	---	0	0
32 Brown,Victoria	14	0	13	1	.929	0	2	1	.667	0	0
21 Walsh,Samantha	150	49	88	13	.913	6	0	0	---	0	0
20 Smith,Kendall	19	16	1	2	.895	0	0	0	---	0	0
31 Voinche,Corin	151	66	69	16	.894	6	0	0	---	0	0
22 Landry,Shellie	37	30	3	4	.892	2	0	0	---	0	0
7 Wallace,Jordan	19	3	13	3	.842	1	6	3	.667	0	0
5 Thomas,Meagan	4	2	1	1	.750	0	0	0	---	0	0
6 Meaux,Taylor	0	0	0	0	.000	0	0	0	---	0	0
12 Felps,Gabby	0	0	0	0	.000	0	0	0	---	0	0
14 White,Cassidy	0	0	0	0	.000	0	0	0	---	0	0
13 Hoag,Marie	0	0	0	0	.000	0	0	0	---	0	0
Totals	1597	1158	375	64	.960	21	32	6	.842	12	1
Opponents	1508	1104	337	67	.956	26	45	10	.818	13	0

Hitting minimums - 1 Games 1.0 AB/Game 1.0 TPA/Game

Pitching minimums - 1 Games 1.0 IP/Game

2014 Ragin' Cajuns Softball
Games Summary for Louisiana (as of May 21, 2014)
(All games)

Score by innings	1	2	3	4	5	6	7	8	9	EX	Total
Louisiana	53	26	73	65	47	57	44	2	0	1	368
Opponents	23	31	31	27	32	27	23	2	0	0	196

Record when ...											
Overall	47-8-1							After 4 leading	34-2-1		
Conference	19-1						 trailing	8-5		
Non-Conference	28-7-1						 tied	5-1		
Home games	25-6-1							After 5 leading	35-1-1		
Away games	14-0						 trailing	6-5		
Neutral site	8-2						 tied	4-1		
Day games	37-6-1							After 6 leading	37-1		
Night games	10-2						 trailing	5-6-1		
vs Left starter	7-5						 tied	1-0		
vs Right starter	40-3-1										
1-Run games	7-0							Hit 0 home runs	10-4-1		
2-Run games	9-1							... 1 home run	11-3		
5+Run games	19-2							... 2+ home runs	26-1		
Extra innings	2-1-1										
Shutouts	10-1							Opponent 0 home runs	25-2		
							 1 home run	17-2-1		
							 2+ HRs	5-4		
Scoring 0-2 runs	0-3							Made 0 errors	17-3		
..... 3-5 runs	17-4						 1 error	13-2		
..... 6-9 runs	20-1-1						 2+ errors	17-3-1		
..... 10+ runs	10-0										
Opponent 0-2 runs	27-0							Opp. made 0 errors	11-4		
..... 3-5 runs	15-2						 1 error	21-3		
..... 6-9 runs	4-3-1						 2+ errors	15-1-1		
..... 10+ runs	1-3										
Scored in 1st inning	19-5							Out-hit opponent	36-1		
Opp. scored in 1st	11-4							Out-hit by opponent	5-7-1		
Scores first	33-4-1							Hits are tied	6-0		
Opp. scores first	14-4										

Record when team scores:											
Runs	0	1	2	3	4	5	6	7	8	9	10+
W-L	0-1	0-1	0-1	5-1	4-1	8-2	6-0	6-1	6-0	2-0	10-0

Record when opponent scores:											
Runs	0	1	2	3	4	5	6	7	8	9	10+
W-L	10-0	5-0	12-0	6-1	7-1	2-0	3-0	0-1	1-2	0-0	1-3

Record when leading after:						
Inn.	1	2	3	4	5	6
W-L	17-3	20-3	32-3	34-2	35-1	37-1

Record when trailing after:						
Inn.	1	2	3	4	5	6
W-L	7-2	10-4	8-5	8-5	6-5	5-6

Record when tied after:						
Inn.	1	2	3	4	5	6
W-L	23-3	17-1	7-0	5-1	4-1	1-0

Current winning streak: 5
Longest winning streak: 14
Longest losing streak: 1

Home attendance : 32238 (27 dates avg = 1194)
Away attendance : 4926 (18 dates avg = 273)
Total attendance: 37164 (45 dates avg = 825)

2014 Ragin' Cajuns Softball
Team Game-by-Game for Louisiana (as of May 21, 2014)
Batting (All games)

Date	Opponent	ab	r	h	rbi	2b	3b	hr	tb	bb	ibb	sb	cs	hbp	sac	sf	gdp	k	po	a	e	lob	avg
Feb 07	NORTHERN IOWA	39	10	16	10	3	0	4	31	2	0	1	1	0	0	0	0	8	24	11	3	7	.410
Feb 07	TEXAS	27	7	7	6	1	0	1	11	6	0	0	0	1	0	1	0	4	18	3	2	7	.348
Feb 08	NORTH CAROLINA	39	6	8	6	2	0	2	16	3	0	0	0	2	0	0	0	7	30	8	1	8	.295
Feb 08	TEXAS	24	3	3	3	0	0	1	6	7	0	0	0	1	0	0	0	4	18	6	1	8	.264
Feb 09	PURDUE	34	7	8	7	1	0	0	9	6	0	1	0	0	0	1	0	4	24	9	2	10	.258
Feb 14	MICHIGAN	27	8	8	7	0	0	3	17	7	0	2	1	0	0	1	0	4	21	6	4	6	.263
Feb 14	VALPARAISO	23	3	6	3	1	0	2	13	8	0	1	1	0	0	0	0	5	21	5	0	10	.263
Feb 15	MICHIGAN	20	1	5	1	1	0	0	6	1	0	0	0	0	0	0	0	5	12	5	4	5	.262
Feb 15	MEMPHIS	30	13	11	12	1	0	6	30	4	0	0	0	2	0	0	0	2	18	5	4	5	.274
Feb 16	CENTRAL ARKANSAS	28	5	10	5	1	0	2	17	5	0	0	1	0	0	2	0	5	21	6	1	9	.282
Feb 21	vs Illinois State	33	10	13	10	1	0	1	17	8	0	0	1	0	0	0	0	3	21	5	1	10	.293
Feb 21	vs James Madison	23	0	2	0	1	0	0	3	3	0	0	0	0	0	0	0	11	21	7	0	5	.280
Feb 22	vs Hofstra	21	7	5	7	1	0	2	12	9	0	0	0	1	0	2	0	4	21	9	0	8	.277
Feb 22	vs South Florida	27	5	6	3	1	0	0	7	4	0	0	0	2	0	0	0	8	18	9	0	7	.273
Feb 23	vs Rutgers	24	4	5	4	0	0	2	11	2	0	2	0	1	0	0	0	7	21	4	0	5	.270
Feb 28	vs UTSA	30	6	11	6	3	1	2	22	2	0	0	0	0	0	0	0	8	21	3	0	8	.276
Feb 28	vs Baylor	30	11	8	10	2	0	3	19	9	0	0	0	0	0	1	0	8	21	6	2	8	.276
Mar 01	vs Chattanooga	32	6	12	6	0	0	1	15	2	0	2	1	0	0	0	0	6	21	10	2	7	.282
Mar 01	vs Ohio	23	3	4	3	1	0	1	8	3	0	0	0	0	0	0	0	7	21	5	2	5	.277
Mar 02	vs Memphis	24	3	7	2	0	0	0	7	3	0	0	0	0	0	0	0	2	21	7	2	6	.278
Mar 06	LAMAR	33	14	17	13	3	1	4	34	4	0	5	0	2	0	0	1	3	18	4	0	10	.291
Mar 14	OKLAHOMA	26	5	6	5	0	0	2	12	4	0	0	1	1	1	0	0	7	21	7	2	6	.288
Mar 15	OKLAHOMA	26	7	10	7	3	0	0	13	6	0	0	0	1	0	0	2	4	21	5	0	8	.292
Mar 15	OKLAHOMA	26	3	8	3	1	1	0	11	3	0	0	0	0	0	0	0	2	21	8	1	8	.293
Mar 19	SAM HOUSTON STATE	27	6	11	6	2	0	0	13	6	0	1	0	0	0	1	0	5	21	7	2	10	.297
Mar 19	SAM HOUSTON STATE	27	4	9	4	2	0	1	14	0	0	1	0	0	0	0	0	1	21	7	2	5	.299
*Mar 22	at Georgia State	30	8	10	5	1	0	1	14	4	0	1	0	1	0	0	0	3	21	4	0	6	.300
*Mar 22	at Georgia State	24	4	5	3	0	0	1	8	5	0	0	0	0	0	1	0	6	21	3	1	5	.297
*Mar 23	at Georgia State	29	13	13	13	2	0	4	27	5	0	1	0	0	0	0	0	4	15	2	0	6	.303
*Mar 29	TEXAS STATE	29	5	12	4	1	0	0	13	1	0	1	0	0	0	0	1	3	21	1	1	7	.307
*Mar 29	TEXAS STATE	25	5	6	3	0	0	2	12	8	0	1	0	0	0	0	0	3	21	6	0	10	.305
*Mar 30	TEXAS STATE	25	8	8	7	1	0	2	15	3	0	0	1	1	0	0	0	3	21	6	0	3	.305
*Apr 05	at WKU	31	8	10	8	0	0	3	19	1	0	0	0	0	0	1	1	5	21	6	0	4	.306
*Apr 05	at WKU	34	11	14	11	3	0	2	23	8	0	0	0	0	0	0	0	6	21	4	0	10	.309
*Apr 06	at WKU	30	6	10	6	0	0	0	10	3	0	1	0	1	1	0	0	4	21	7	2	8	.310
*Apr 12	SOUTH ALABAMA	27	6	8	6	2	0	3	19	2	0	2	0	0	0	0	0	3	21	6	2	5	.310
*Apr 12	SOUTH ALABAMA	26	4	4	4	0	0	1	7	2	0	1	0	0	0	0	0	6	21	10	1	3	.306
*Apr 13	SOUTH ALABAMA	26	5	7	4	0	0	1	12	3	0	3	0	0	0	0	0	2	21	3	0	6	.305
Apr 16	MCNEESE STATE	22	5	5	4	1	0	2	12	6	0	0	0	2	1	0	1	1	21	10	2	8	.303
*Apr 19	at Troy	25	5	2	4	0	0	1	5	5	0	1	0	0	0	0	0	6	21	9	2	4	.298
*Apr 19	at Troy	36	9	16	9	2	0	3	27	0	0	0	0	0	0	1	0	2	21	5	2	7	.303
Apr 22	at Baylor	29	5	8	5	2	0	1	13	3	0	1	0	0	0	0	0	8	21	5	0	6	.302
Apr 22	at Baylor	31	7	7	5	3	0	0	10	5	0	0	0	1	0	0	0	9	21	9	2	9	.300
*Apr 26	at UT Arlington	29	7	11	6	3	0	1	17	4	0	3	1	2	0	0	0	0	21	6	0	7	.302
*Apr 26	at UT Arlington	32	13	15	12	4	0	0	19	2	0	0	0	0	1	0	0	2	15	7	1	7	.306
*Apr 27	at UT Arlington	29	8	7	8	1	1	2	16	8	0	4	1	1	0	0	0	3	21	10	0	9	.305
*May 03	ULM	29	8	11	8	2	1	2	21	2	0	0	0	0	0	0	0	2	21	7	1	5	.307
*May 03	ULM	23	7	7	6	0	0	0	7	7	0	1	0	2	0	0	1	4	21	11	0	7	.307
*May 04	ULM	25	9	10	9	0	0	2	16	7	0	3	0	1	0	1	0	4	21	8	2	7	.308
May 08	WKU	26	5	6	5	0	0	1	9	6	0	0	0	0	0	0	0	3	21	8	1	7	.307
May 09	SOUTH ALABAMA	36	2	12	1	1	0	0	13	1	0	2	0	2	0	0	0	3	24	9	0	13	.307
May 09	ULM	30	14	10	14	1	2	2	21	8	0	1	0	0	0	2	0	3	21	12	1	5	.308
May 10	SOUTH ALABAMA	29	4	7	4	1	0	2	14	2	0	0	0	0	0	0	0	6	21	8	1	6	.307
May 15	TEXAS SOUTHERN	27	7	8	6	1	0	2	15	6	0	1	0	0	0	0	0	3	21	8	1	8	.307
May 17	TEXAS	27	3	8	3	0	0	0	8	6	0	0	0	2	0	0	0	5	21	12	2	13	.306
May 18	at Texas	32	10	12	10	2	0	4	26	6	0	1	0	1	0	0	0	2	21	6	1	8	.308
Totals		1576	368	485	342	66	8	85	822	246	0	45	10	31	4	15	7	248	1158	375	64	400	.308

2014 Ragin' Cajuns Softball
Team Game-by-Game for Louisiana (as of May 21, 2014)
Pitching (All games)

Date	Opponent	ip	h	r	er	bb	so	2b	3b	hr	wp	bk	hbp	dp	ibb	score	w-l	sv	era
Feb 07	NORTHERN IOWA	8.0	11	8	6	9	4	1	0	3	1	1	0	1	0	10-8	1-0	0	5.25
Feb 07	TEXAS	6.0	8	10	7	10	9	0	0	2	4	0	1	0	0	7-10	1-1	0	6.50
Feb 08	NORTH CAROLINA	10.0	8	5	5	2	7	0	0	2	1	0	3	2	0	6-5	2-1	0	5.25
Feb 08	TEXAS	6.0	11	7	6	7	9	0	1	2	0	0	0	1	0	3-7	2-2	0	5.60
Feb 09	PURDUE	8.0	13	7	7	3	6	4	0	1	0	0	1	0	0	7-7	2-2	0	5.71
Feb 14	MICHIGAN	7.0	11	6	1	6	7	2	0	0	1	0	0	0	0	8-6	3-2	0	4.98
Feb 14	VALPARAISO	7.0	4	2	2	0	7	1	0	1	0	0	0	0	0	3-2	4-2	0	4.58
Feb 15	MICHIGAN	4.0	14	15	7	3	1	0	0	1	0	0	2	0	0	1-15	4-3	0	5.12
Feb 15	MEMPHIS	6.0	3	2	0	2	7	0	0	0	0	0	0	0	0	13-2	5-3	0	4.63
Feb 16	CENTRAL ARKANSAS	7.0	2	0	0	5	8	0	0	0	0	0	2	0	0	5-0	6-3	0	4.16
Feb 21	vs Illinois State	7.0	2	4	3	12	12	0	0	0	4	0	1	0	0	10-4	7-3	0	4.05
Feb 21	vs James Madison	7.0	7	3	3	0	6	0	0	0	1	0	2	1	0	0-3	7-4	0	3.96
Feb 22	vs Hofstra	7.0	5	4	4	5	6	0	0	2	0	0	2	3	0	7-4	8-4	0	3.97
Feb 22	vs South Florida	6.0	9	8	8	6	9	0	0	3	3	0	2	0	0	5-8	8-5	0	4.30
Feb 23	vs Rutgers	7.0	5	3	3	3	8	1	0	0	2	0	1	0	0	4-3	9-5	0	4.21
Feb 28	vs UTSA	7.0	5	2	1	2	14	0	1	0	0	0	3	0	0	6-2	10-5	0	4.01
Feb 28	vs Baylor	7.0	14	10	10	4	7	1	0	1	0	0	5	0	0	11-10	11-5	1	4.37
Mar 01	vs Chattanooga	7.0	4	2	0	1	9	1	0	0	0	0	0	0	0	6-2	12-5	1	4.12
Mar 01	vs Ohio	7.0	2	1	0	6	11	0	0	0	3	0	1	1	0	3-1	13-5	1	3.90
Mar 02	vs Memphis	7.0	2	2	1	3	4	0	0	1	0	0	1	0	0	3-2	14-5	2	3.75
Mar 06	LAMAR	6.0	4	3	3	3	9	1	0	1	2	0	1	0	0	14-3	15-5	2	3.74
Mar 14	OKLAHOMA	7.0	11	13	10	7	6	2	0	1	4	0	4	0	0	5-13	15-6	2	4.03
Mar 15	OKLAHOMA	7.0	1	0	0	1	6	0	0	0	0	0	1	0	0	7-0	16-6	2	3.85
Mar 15	OKLAHOMA	7.0	4	1	1	1	4	1	0	0	1	0	0	1	0	3-1	17-6	2	3.73
Mar 19	SAM HOUSTON STATE	7.0	3	0	0	1	5	1	0	0	1	0	0	0	0	6-0	18-6	2	3.58
Mar 19	SAM HOUSTON STATE	7.0	2	2	1	2	9	0	0	1	2	0	1	1	0	4-2	19-6	2	3.48
*Mar 22	at Georgia State	7.0	4	3	3	2	7	0	0	1	0	0	0	0	0	8-3	20-6	2	3.46
*Mar 22	at Georgia State	7.0	4	2	2	8	13	1	0	1	0	0	0	0	0	4-2	21-6	3	3.41
*Mar 23	at Georgia State	5.0	4	0	0	2	4	1	0	0	0	0	0	0	0	13-0	22-6	3	3.32
*Mar 29	TEXAS STATE	7.0	4	2	2	2	11	0	0	2	0	0	0	0	0	5-2	23-6	3	3.28
*Mar 29	TEXAS STATE	7.0	2	2	2	7	10	0	0	1	0	0	0	0	0	5-2	24-6	3	3.24
*Mar 30	TEXAS STATE	7.0	5	3	3	5	10	1	0	1	3	0	1	1	0	8-3	25-6	3	3.23
*Apr 05	at WKU	7.0	5	4	4	8	5	1	0	1	0	0	2	0	0	8-4	26-6	3	3.25
*Apr 05	at WKU	7.0	5	5	5	7	7	2	0	1	2	0	1	0	0	11-5	27-6	3	3.30
*Apr 06	at WKU	7.0	9	4	4	4	5	0	0	1	1	0	1	0	0	6-4	28-6	4	3.33
*Apr 12	SOUTH ALABAMA	7.0	10	2	1	4	6	0	0	0	0	0	1	1	0	6-2	29-6	4	3.26
*Apr 12	SOUTH ALABAMA	7.0	9	8	7	6	7	2	0	0	1	0	4	1	0	4-8	29-7	4	3.36
*Apr 13	SOUTH ALABAMA	7.0	7	1	1	1	2	0	0	1	1	0	0	0	0	5-1	30-7	4	3.30
Apr 16	MCNEESE STATE	7.0	7	4	2	4	4	0	0	0	0	0	0	0	0	5-4	31-7	4	3.26
*Apr 19	at Troy	7.0	5	0	0	0	10	2	0	0	0	0	0	0	0	5-0	32-7	4	3.18
*Apr 19	at Troy	7.0	3	0	0	0	11	0	0	0	0	0	1	0	0	9-0	33-7	4	3.10
Apr 22	at Baylor	7.0	8	2	2	1	7	0	1	1	0	0	0	0	0	5-2	34-7	4	3.08
Apr 22	at Baylor	7.0	4	4	2	8	4	0	0	0	3	0	0	0	0	7-4	35-7	4	3.05
*Apr 26	at UT Arlington	7.0	2	0	0	3	2	0	0	0	1	0	3	1	0	7-0	36-7	4	2.98
*Apr 26	at UT Arlington	5.0	2	0	0	0	5	1	0	0	0	0	0	0	0	13-0	37-7	4	2.93
*Apr 27	at UT Arlington	7.0	3	0	0	1	4	0	0	0	0	0	0	1	0	8-0	38-7	4	2.87
*May 03	ULM	7.0	4	6	6	3	6	0	0	2	0	0	0	0	0	8-6	39-7	4	2.93
*May 03	ULM	7.0	3	0	0	3	6	0	0	0	1	0	0	1	0	7-0	40-7	4	2.87
*May 04	ULM	7.0	4	3	1	5	9	0	0	0	1	0	2	0	0	9-3	41-7	5	2.83
May 08	WKU	7.0	6	3	2	1	3	1	0	0	0	0	0	0	0	5-3	42-7	5	2.82
May 09	SOUTH ALABAMA	8.0	6	4	4	1	3	0	0	2	0	0	0	0	0	2-4	42-8	5	2.83
May 09	ULM	7.0	7	6	6	3	7	0	0	1	1	0	1	0	0	14-6	43-8	5	2.89
May 10	SOUTH ALABAMA	7.0	6	1	1	1	1	3	0	0	1	0	1	2	0	4-1	44-8	5	2.86
May 15	TEXAS SOUTHERN	7.0	5	4	4	6	4	1	0	0	1	0	1	0	0	7-4	45-8	5	2.88
May 17	TEXAS	7.0	3	2	1	2	2	0	0	1	0	0	0	1	0	3-2	46-8	5	2.84
May 18	at Texas	7.0	4	1	1	5	5	1	0	1	0	0	0	1	0	10-1	47-8	5	2.81
Totals		386.0	315	196	155	207	370	33	3	40	47	1	53	21	0	368-196	47-8	5	2.81

2014 Ragin' Cajuns Softball
Miscellaneous Stats for Louisiana (as of May 21, 2014)
(All games)

Multiple Hit Games	2	3	4	5+	Total
3 Fernandez,Natalie	17	8	1	-	26
33 Elkins,Lexie	18	5	-	-	23
19 Redfearn,Shelbi	14	3	-	-	17
35 Hayden,Haley	9	5	1	-	15
22 Landry,Shellie	11	3	-	-	14
28 Vincent,Kelsey	11	-	-	-	11
21 Walsh,Samantha	9	1	-	-	10
31 Voinche,Corin	7	1	-	-	8
25 Corbello,Sara	2	2	-	-	4
12 Felps,Gabby	1	1	-	-	2
TEAM	99	29	2	0	130

Multiple RBI Games	2	3	4	5+	Total
33 Elkins,Lexie	13	7	1	2	23
35 Hayden,Haley	10	2	2	1	15
19 Redfearn,Shelbi	9	3	-	1	13
28 Vincent,Kelsey	7	2	-	-	9
22 Landry,Shellie	4	3	2	-	9
21 Walsh,Samantha	5	2	1	1	9
25 Corbello,Sara	3	-	1	-	4
3 Fernandez,Natalie	2	1	-	-	3
12 Felps,Gabby	3	-	-	-	3
27 Arceneaux,Sarah	2	-	-	-	2
31 Voinche,Corin	1	-	-	-	1
TEAM	59	20	7	5	91

Hitting Streaks	Longest	Current
3 Fernandez,Natalie	15	-
35 Hayden,Haley	12	12
21 Walsh,Samantha	7	-
33 Elkins,Lexie	7	1
22 Landry,Shellie	6	4
19 Redfearn,Shelbi	6	6
12 Felps,Gabby	5	1
31 Voinche,Corin	4	3
28 Vincent,Kelsey	4	1
25 Corbello,Sara	4	-
17 Maly,Leandra	2	1
9 Cifreo,Linzey	2	1
27 Arceneaux,Sarah	2	-
20 Smith,Kendall	2	-
4 Zeringue,Kassidy	1	-

Reached Base Streaks	Longest	Current
3 Fernandez,Natalie	19	17
35 Hayden,Haley	17	12
19 Redfearn,Shelbi	14	10
21 Walsh,Samantha	13	13
22 Landry,Shellie	13	4
33 Elkins,Lexie	12	2
28 Vincent,Kelsey	10	1
31 Voinche,Corin	8	3
25 Corbello,Sara	7	3
12 Felps,Gabby	5	1
20 Smith,Kendall	4	-
9 Cifreo,Linzey	2	1
27 Arceneaux,Sarah	2	-
17 Maly,Leandra	2	1
4 Zeringue,Kassidy	1	-
5 Thomas,Meagan	1	-

2014 Ragin' Cajuns Softball
Miscellaneous Stats for Louisiana (as of May 21, 2014)
(All games)

Starting Lineup By Position
(Team W-L record when starter)

PITCHER:		
16 Hamilton, Christina	29	(27-1)
7 Wallace, Jordan	18	(14-4)
32 Brown, Victoria	4	(3-1)
18 Stewart, Alex	3	(1-2)
24 Smith, Macey	2	(2-0)
CATCHER:		
33 Elkins, Lexie	55	(46-8)
9 Cifreo, Linzey	1	(1-0)
FIRST BASE:		
28 Vincent, Kelsey	37	(34-3)
19 Redfearn, Shelbi	16	(10-5)
25 Corbello, Sara	3	(3-0)
SECOND BASE:		
3 Fernandez, Natalie	56	(47-8)
THIRD BASE:		
21 Walsh, Samantha	47	(42-5)
28 Vincent, Kelsey	9	(5-3)
SHORTSTOP:		
31 Voinche, Corin	54	(46-7)
21 Walsh, Samantha	2	(1-1)
LEFT FIELD:		
19 Redfearn, Shelbi	40	(37-3)
20 Smith, Kendall	6	(5-1)
35 Hayden, Haley	5	(2-2)
21 Walsh, Samantha	3	(2-1)
27 Arceneaux, Sarah	1	(0-1)
17 Maly, Leandra	1	(1-0)
CENTER FIELD:		
35 Hayden, Haley	51	(45-6)
4 Zeringue, Kassidy	5	(2-2)
RIGHT FIELD:		
22 Landry, Shellie	56	(47-8)
DESIGNATED HITTER:		
25 Corbello, Sara	43	(34-8)
12 Felps, Gabby	9	(9-0)
9 Cifreo, Linzey	2	(2-0)
20 Smith, Kendall	1	(1-0)
17 Maly, Leandra	1	(1-0)

Starting Lineup By Lineup Spot
(Team W-L record when starter)

LEADOFF:		
3 Fernandez, Natalie	56	(47-8)
2ND SPOT:		
35 Hayden, Haley	55	(46-8)
21 Walsh, Samantha	1	(1-0)
3RD SPOT:		
33 Elkins, Lexie	55	(46-8)
19 Redfearn, Shelbi	1	(1-0)
CLEANUP:		
21 Walsh, Samantha	24	(22-2)
19 Redfearn, Shelbi	21	(17-4)
28 Vincent, Kelsey	6	(6-0)
25 Corbello, Sara	4	(2-2)
22 Landry, Shellie	1	(0-0)
5TH SPOT:		
22 Landry, Shellie	33	(30-3)
19 Redfearn, Shelbi	10	(6-3)
28 Vincent, Kelsey	8	(6-2)
21 Walsh, Samantha	5	(5-0)
6TH SPOT:		
19 Redfearn, Shelbi	24	(23-1)
25 Corbello, Sara	13	(10-2)
22 Landry, Shellie	10	(6-4)
21 Walsh, Samantha	6	(5-1)
28 Vincent, Kelsey	2	(2-0)
35 Hayden, Haley	1	(1-0)
7TH SPOT:		
25 Corbello, Sara	23	(19-4)
28 Vincent, Kelsey	14	(11-2)
12 Felps, Gabby	7	(7-0)
21 Walsh, Samantha	6	(6-0)
22 Landry, Shellie	3	(2-1)
9 Cifreo, Linzey	2	(2-0)
27 Arceneaux, Sarah	1	(0-1)
8TH SPOT:		
28 Vincent, Kelsey	16	(14-2)
21 Walsh, Samantha	10	(6-4)
22 Landry, Shellie	9	(9-0)
31 Voinche, Corin	6	(5-1)
25 Corbello, Sara	6	(6-0)
20 Smith, Kendall	2	(2-0)
17 Maly, Leandra	2	(2-0)
12 Felps, Gabby	2	(2-0)
4 Zeringue, Kassidy	2	(0-1)
9 Cifreo, Linzey	1	(1-0)
9TH SPOT:		
31 Voinche, Corin	48	(41-6)
20 Smith, Kendall	5	(4-1)
4 Zeringue, Kassidy	3	(2-1)

STARTERS SUMMARY

[illegible]

2014 Ragin' Cajuns Softball
Season Game Highs for Louisiana (as of May 21, 2014)
(All games)

TEAM GAME HIGHS

Batting

At bats:	39	-	vs Northern Iowa (Feb 07, 2014)
	39	-	vs North Carolina (Feb 08, 2014)
Runs scored:	14	-	vs Lamar (Mar 06, 2014)
	14	-	vs ULM (May 09, 2014)
Hits:	17	-	vs Lamar (Mar 06, 2014)
RBI's:	14	-	vs ULM (May 09, 2014)
Doubles:	4	-	at UT Arlington (Apr 26, 2014)
Triples:	2	-	vs ULM (May 09, 2014)
Home runs:	6	-	vs Memphis (Feb 15, 2014)
Total bases:	34	-	vs Lamar (Mar 06, 2014)
Walks:	9	-	vs Hofstra (Feb 22, 2014 at Clearwater, Fla.)
	9	-	vs Baylor (Feb 28, 2014 at Gulfport, Miss.)
Strikeouts:	11	-	vs James Madison (Feb 21, 2014 at Clearwater, Fla.)
Sac hits:	1	-	(4 times)
Sac flies:	2	-	vs Central Arkansas (Feb 16, 2014)
	2	-	vs Hofstra (Feb 22, 2014 at Clearwater, Fla.)
	2	-	vs ULM (May 09, 2014)
Stolen bases:	5	-	vs Lamar (Mar 06, 2014)
Hit by pitch:	2	-	(9 times)
Caught stealing:	1	-	(10 times)
Runners LOB:	13	-	vs South Alabama (May 09, 2014)
	13	-	vs Texas (May 17, 2014)
Hit into DP:	3	-	at UT Arlington (Apr 26, 2014)

Fielding

Putouts:	30	-	vs North Carolina (Feb 08, 2014)
Assists:	12	-	vs ULM (May 09, 2014)
	12	-	vs Texas (May 17, 2014)
Errors:	4	-	vs Michigan (Feb 14, 2014)
	4	-	vs Michigan (Feb 15, 2014)
	4	-	vs Memphis (Feb 15, 2014)
Passed balls:	2	-	vs Texas (Feb 07, 2014)
DPs turned:	3	-	vs Hofstra (Feb 22, 2014 at Clearwater, Fla.)

Pitching

Innings pitched:	10.0	-	vs North Carolina (Feb 08, 2014)
Runs allowed:	15	-	vs Michigan (Feb 15, 2014)
Earned runs:	10	-	vs Baylor (Feb 28, 2014 at Gulfport, Miss.)
	10	-	vs Oklahoma (Mar 14, 2014)
Walks allowed:	12	-	vs Illinois State (Feb 21, 2014 at Clearwater, Fla.)
Strikeouts:	14	-	vs UTSA (Feb 28, 2014 at Gulfport, Miss.)
Hits allowed:	14	-	vs Michigan (Feb 15, 2014)
	14	-	vs Baylor (Feb 28, 2014 at Gulfport, Miss.)
Doubles allowed:	4	-	vs Purdue (Feb 09, 2014)
Triples allowed:	1	-	vs Texas (Feb 08, 2014)
	1	-	vs UTSA (Feb 28, 2014 at Gulfport, Miss.)
	1	-	at Baylor (Apr 22, 2014)
Homers allowed:	3	-	vs Northern Iowa (Feb 07, 2014)

	3	-	vs South Florida (Feb 22, 2014 at Clearwater, Fla.)
Wild pitches:	4	-	vs Texas (Feb 07, 2014)
	4	-	vs Illinois State (Feb 21, 2014 at Clearwater, Fla.)
	4	-	vs Oklahoma (Mar 14, 2014)
Hit batters:	5	-	vs Baylor (Feb 28, 2014 at Gulfport, Miss.)

2014 Ragin' Cajuns Softball
Season Game Highs for Louisiana (as of May 21, 2014)
(All games)

INDIVIDUAL GAME HIGHS

Batting

At bats:	5	-	(20 times)
Runs scored:	4	-	Fernandez,Natalie vs Lamar (Mar 06, 2014)
Hits:	4	-	Hayden,Haley vs Illinois State (Feb 21, 2014 at Clearwater, Fla.)
	4	-	Fernandez,Natalie vs Lamar (Mar 06, 2014)
RBI:	7	-	Redfearn,Shelbi vs Baylor (Feb 28, 2014 at Gulfport, Miss.)
	7	-	Elkins,Lexie vs Lamar (Mar 06, 2014)
Doubles:	2	-	Landry,Shellie vs Northern Iowa (Feb 07, 2014)
Triples:	1	-	(8 times)
Home runs:	2	-	(7 times)
Total bases:	10	-	Elkins,Lexie vs Lamar (Mar 06, 2014)
Walks:	3	-	(8 times)
Strikeouts:	4	-	Walsh,Samantha vs Northern Iowa (Feb 07, 2014)
Sac hits:	1	-	(4 times)
Sac flies:	2	-	Landry,Shellie vs Hofstra (Feb 22, 2014 at Clearwater, Fla.)
Stolen bases:	2	-	Fernandez,Natalie vs Lamar (Mar 06, 2014)
	2	-	Fernandez,Natalie at UT Arlington (Apr 27, 2014)
Hit by pitch:	2	-	Fernandez,Natalie at UT Arlington (Apr 26, 2014)
Caught stealing:	1	-	(10 times)
Runners LOB:	9	-	Walsh,Samantha vs Lamar (Mar 06, 2014)

Fielding

Putouts:	14	-	Elkins,Lexie vs UTSA (Feb 28, 2014 at Gulfport, Miss.)
	14	-	Elkins,Lexie at Georgia State (Mar 22, 2014)
Assists:	5	-	Fernandez,Natalie at Baylor (Apr 22, 2014)
	5	-	Walsh,Samantha vs ULM (May 03, 2014)
	5	-	Walsh,Samantha vs Texas Southern (May 15, 2014)
Errors:	2	-	(5 times)
Passed balls:	2	-	Elkins,Lexie vs Texas (Feb 07, 2014)

Pitching

Innings pitched:	8.0	-	Hamilton,Christina vs South Alabama (May 09, 2014)
Runs allowed:	9	-	Wallace,Jordan vs Texas (Feb 07, 2014)
Earned runs:	7	-	Wallace,Jordan vs Texas (Feb 07, 2014)
	7	-	Wallace,Jordan vs South Alabama (Apr 12, 2014)
Walks allowed:	11	-	Wallace,Jordan vs Illinois State (Feb 21, 2014 at Clearwater, Fla.)
Strikeouts:	14	-	Hamilton,Christina vs UTSA (Feb 28, 2014 at Gulfport, Miss.)
Hits allowed:	11	-	Stewart,Alex vs Texas (Feb 08, 2014)
	11	-	Wallace,Jordan vs Michigan (Feb 14, 2014)
Doubles allowed:	3	-	Smith,Macey vs Purdue (Feb 09, 2014)
	3	-	Hamilton,Christina vs South Alabama (May 10, 2014)
Triples allowed:	1	-	Stewart,Alex vs Texas (Feb 08, 2014)
	1	-	Hamilton,Christina vs UTSA (Feb 28, 2014 at Gulfport, Miss.)
	1	-	Hamilton,Christina at Baylor (Apr 22, 2014)
Homers allowed:	2	-	(9 times)
Wild pitches:	4	-	Wallace,Jordan vs Texas (Feb 07, 2014)
	4	-	Wallace,Jordan vs Illinois State (Feb 21, 2014 at Clearwater, Fla.)
Hit batters:	4	-	Wallace,Jordan vs Baylor (Feb 28, 2014 at Gulfport, Miss.)
	4	-	Wallace,Jordan vs Oklahoma (Mar 14, 2014)

2014 Ragin' Cajuns Softball
AB-R-H-RBI Breakdown for Louisiana (as of May 21, 2014)
(All games)

Opponent	Date	#9 Clifreo	#25 Corbello	#33 Elkins	#12 Felps	#3 Fernandez	#35 Hayden	#22 Landry	#17 Maly	#19 Redfearn	#20 Smith,K	#5 Thomas
Northern Iowa	Feb 07	Def	4-1-1-1	5-2-3-3	5-1-2-1	4-2-3-0	3-1-2-2	Def	5-1-2-1	0-0-0-0	0-1-0-0
Texas	Feb 07	2-1-0-0	3-1-1-0	3-0-1-0	4-0-0-0	2-1-1-3	Def	4-1-2-1	Def	0-1-0-0
North Carolina	Feb 08	Def	5-0-0-0	4-1-2-4	4-1-1-0	4-1-1-0	5-0-1-0	0-1-0-0	5-1-1-1	Def
Texas	Feb 08	3-0-1-1	3-0-1-0	0-0-0-0	2-2-0-0	4-1-1-2	2-0-0-0	Def	4-0-0-0	Def
Purdue	Feb 09	0-1-0-0	2-0-0-1	4-0-2-2	1-1-1-2	4-2-2-0	5-0-1-0	4-0-0-0	0-1-0-0	4-0-0-0	0-1-0-0	0-1-0-0
Michigan	Feb 14	4-0-1-0	3-0-1-0	1-0-0-0	3-2-1-0	3-2-1-1	4-0-1-1	3-1-1-2	0-0-0-0	0-1-0-0
Valparaiso	Feb 14	3-0-0-0	2-0-0-0	3-1-1-0	3-1-1-2	2-0-1-0	4-0-1-0	0-0-0-0
Michigan	Feb 15	Def	2-0-1-0	2-0-0-0	1-0-0-0	2-0-1-0	3-0-1-1	2-0-0-0	Def	2-0-1-0	Def	0-1-0-0
Memphis	Feb 15	1-1-1-1	2-1-1-2	3-1-1-1	1-0-0-0	3-2-2-0	4-2-2-5	4-1-1-0	1-0-0-0	3-1-1-1	0-1-0-0	Def
Central Arkansas	Feb 16	3-0-0-0	3-1-1-2	0-0-0-0	4-0-3-0	3-0-1-1	4-0-1-0	0-1-0-0	3-0-1-0	Def	0-1-0-0
Illinois State	Feb 21	3-1-1-1	3-0-1-0	1-0-0-0	4-1-0-0	5-2-4-3	4-1-3-1	0-1-0-0	5-1-2-2	Def	0-1-0-0
James Madison	Feb 21	2-0-0-0	3-0-0-0	3-0-1-0	3-0-1-0	2-0-0-0	2-0-0-0	Def
Hofstra	Feb 22	3-1-1-1	2-0-1-0	1-1-1-1	1-3-0-0	2-1-0-0	1-0-0-3	2-0-2-2	0-1-0-0
South Florida	Feb 22	3-0-0-0	3-0-1-1	1-0-0-0	2-1-2-0	3-1-1-0	4-0-0-0	0-1-0-0	3-1-0-0	0-1-0-0	Def
Rutgers	Feb 23	3-0-0-0	2-0-0-0	1-0-0-0	2-2-1-0	3-2-3-4	3-0-0-0	Def	2-0-0-0	Def	0-0-0-0
UTSA	Feb 28	2-0-1-1	3-1-3-1	3-2-1-0	1-0-0-0	3-1-1-0	4-1-1-2	4-1-1-1	Def	4-0-2-1	Def
Baylor	Feb 28	2-0-1-1	3-1-1-1	3-2-0-1	0-0-0-0	5-1-1-0	2-2-0-0	4-1-2-0	0-1-0-0	5-2-2-7	0-1-0-0	Def
Chattanooga	Mar 01	2-0-0-0	4-0-3-2	4-1-3-2	1-0-0-0	4-1-1-0	3-2-2-0	3-0-0-0	0-0-0-0	4-0-1-0	0-1-0-0	Def
Ohio	Mar 01	1-0-0-0	3-0-0-0	3-1-1-2	1-0-0-0	2-2-2-0	2-0-0-0	2-0-1-1	3-0-0-0
Memphis	Mar 02	2-0-0-0	3-0-0-0	3-1-2-0	3-0-0-0	2-1-0-0	0-1-0-0	3-0-2-1	Def	1-0-0-0
Lamar	Mar 06	1-0-0-0	3-0-1-1	4-2-3-7	1-0-0-0	4-4-4-0	4-3-3-4	1-0-0-0	0-0-0-0	4-0-3-0	1-0-0-0	0-1-0-0
Oklahoma	Mar 14	2-0-0-0	4-1-1-3	1-0-0-0	3-2-2-0	3-1-0-0	3-0-0-0	0-0-0-0	4-1-1-2	0-0-0-0	Def
Oklahoma	Mar 15	4-0-0-0	3-1-2-2	1-0-0-0	3-1-1-0	4-1-1-1	2-1-1-0	0-1-0-0	3-0-1-1	Def	0-0-0-0
Oklahoma	Mar 15	2-0-0-0	3-0-1-0	1-0-0-0	3-2-3-0	4-0-2-3	3-1-1-0	3-0-0-0	Def
Sam Houston State	Mar 19	Def	3-0-2-0	1-1-0-0	3-1-3-0	4-0-1-1	2-1-1-1	Def	3-0-0-0	1-1-1-0	0-1-0-0
Sam Houston State	Mar 19	3-0-0-0	3-0-1-0	3-1-3-0	3-0-1-1	2-0-0-0	Def	3-0-0-0	1-0-0-0	0-1-0-0
Georgia State	Mar 22	4-0-0-0	4-0-2-1	3-2-2-0	3-1-1-2	2-2-0-0	3-0-0-1	1-0-1-0	Def
Georgia State	Mar 22	2-0-0-1	4-0-0-0	3-0-3-0	4-0-0-0	Def	Def	2-1-0-0	2-0-0-0	0-1-0-0
Georgia State	Mar 23	Def	4-1-2-4	4-1-2-2	2-1-0-0	4-2-2-2	3-0-2-1	Def	4-3-2-1	1-0-1-0	0-1-0-0
Texas State	Mar 29	2-1-1-0	4-0-2-2	4-1-2-1	4-1-1-0	3-0-2-0	Def	3-0-1-0	0-1-0-0
Texas State	Mar 29	0-0-0-0	3-0-2-0	4-0-0-0	4-1-1-1	3-0-0-0	Def	4-1-1-0	0-1-0-0
Texas State	Mar 30	1-0-0-0	2-0-0-0	1-0-1-1	3-1-3-1	4-0-0-0	3-0-0-0	0-1-0-0	3-1-1-2	1-1-1-0	0-1-0-0
WKU	Apr 05	3-0-0-0	4-2-2-3	3-2-2-0	4-3-3-2	4-0-2-1	3-1-1-2	3-0-0-0
WKU	Apr 05	3-0-1-1	3-2-1-3	5-2-2-0	3-2-1-2	5-1-3-2	5-2-2-2	3-0-1-0	0-1-0-0
WKU	Apr 06	2-0-0-1	3-0-2-2	4-2-3-0	4-1-1-2	3-0-0-0	Def	4-0-0-0	2-1-1-0	0-1-0-0
South Alabama	Apr 12	2-0-0-0	3-0-2-1	3-1-0-0	4-2-2-1	2-1-1-1	3-0-0-0	3-0-0-0	0-0-0-0
South Alabama	Apr 12	Def	3-0-0-0	3-1-2-3	1-0-0-0	4-1-0-0	2-1-0-0	3-0-0-0	Def	3-0-1-1	1-0-0-0	0-1-0-0
South Alabama	Apr 13	3-0-1-1	3-1-2-2	3-1-0-0	4-1-1-1	3-0-0-0	0-1-0-0	3-1-1-0	0-0-0-0	0-0-0-0
McNeese State	Apr 16	3-0-0-0	4-1-2-2	3-0-0-0	0-2-0-0	1-0-0-0	Def	3-0-0-0
Troy	Apr 19	3-0-0-0	3-1-0-0	4-0-1-0	4-0-0-0	3-1-1-4	2-0-0-0
Troy	Apr 19	Def	4-0-0-0	1-0-0-1	5-1-3-0	4-1-1-0	4-1-3-3	Def	4-2-2-2	2-0-0-0	0-1-0-0
Baylor	Apr 22	4-1-1-2	3-0-1-0	4-1-2-2	4-1-1-1	3-0-0-0	0-1-0-0	2-0-2-0	Def
Baylor	Apr 22	1-0-0-0	4-0-2-1	4-0-1-1	2-1-0-0	3-1-1-1	3-0-1-1	0-1-0-0	3-0-2-1	0-1-0-0	0-1-0-0
UT Arlington	Apr 26	Def	1-0-0-0	3-1-1-2	4-0-3-0	2-1-2-1	4-1-0-0	4-0-2-2	0-1-0-0	3-0-0-0	Def	0-0-0-0
UT Arlington	Apr 26	1-0-1-1	1-0-0-0	4-0-1-3	3-0-2-1	3-2-2-0	4-2-3-2	2-2-1-1	0-1-0-0	3-1-2-2	0-0-0-0	Def
UT Arlington	Apr 27	Def	3-1-2-2	2-1-1-0	4-0-0-1	5-1-1-1	3-1-1-1	0-1-0-0	4-0-0-0	0-1-0-0	Def
ULM	May 03	3-1-1-0	3-0-0-0	4-1-1-0	3-3-2-1	3-0-2-1	3-1-1-0	3-0-0-0
ULM	May 03	1-1-0-1	2-0-0-0	1-0-0-0	3-1-2-2	3-1-2-0	4-1-2-2	1-1-1-0	2-1-0-0	1-1-0-0	1-0-0-0
ULM	May 04	Def	0-0-0-0	3-1-3-5	1-0-1-2	4-2-2-0	2-2-1-0	3-0-0-0	2-0-1-0	2-0-0-1	0-1-0-0	0-1-0-0
WKU	May 08	4-0-3-1	2-0-0-0	2-1-0-0	4-1-2-0	4-1-1-4	2-0-0-0	1-0-0-0
South Alabama	May 09	3-0-0-0	4-0-2-0	5-0-1-0	5-1-2-0	3-0-1-0	1-0-0-0	4-1-3-0	0-0-0-0	Def
ULM	May 09	1-0-0-1	3-2-2-3	3-2-1-3	4-1-1-2	4-0-0-0	1-1-1-0	4-2-2-0	1-0-0-0	0-1-0-0
South Alabama	May 10	3-0-0-0	4-0-1-0	1-0-0-0	4-0-1-0	4-1-1-1	3-1-2-0	Def	3-1-1-3	0-1-0-0
Texas Southern	May 15	2-0-0-0	4-1-0-0	3-0-1-0	3-1-1-0	3-3-2-1	4-1-1-3
Texas	May 17	2-0-0-1	2-0-0-0	2-1-2-0	4-0-1-0	2-0-1-1	Def	3-0-1-1	1-0-0-0	1-0-0-0
Texas	May 18	3-0-0-0	4-2-2-2	1-0-1-2	3-0-0-0	4-0-1-0	4-1-2-0	0-1-0-0	3-3-3-3	Def	0-1-0-0

2014 Ragin' Cajuns Softball
AB-R-H-RBI Breakdown for Louisiana (as of May 21, 2014)
(All games)

Opponent	Date	#28 Vincent	#31 Voinche	#21 Walsh	#14 White	#4 Zeringue
Northern Iowa	Feb 07	4-1-2-2	Def	5-0-0-0	2-0-1-0
Texas	Feb 07	3-1-2-2	3-0-0-0	0-1-0-0	2-0-0-0
North Carolina	Feb 08	4-0-1-0	4-0-0-0	1-0-0-0	Def	2-1-0-0
Texas	Feb 08	2-0-0-0	2-0-0-0	0-0-0-0	Def
Purdue	Feb 09	3-0-1-1	3-0-1-1	1-0-0-0	2-0-0-0
Michigan	Feb 14	1-0-0-0	1-1-1-1	3-0-1-2	0-1-0-0	Def
Valparaiso	Feb 14	1-0-0-0	3-1-1-1	2-0-1-0	Def
Michigan	Feb 15	2-0-0-0	1-0-0-0	2-0-1-0	Def
Memphis	Feb 15	3-1-1-0	2-1-0-0	2-1-0-0	Def
Central Arkansas	Feb 16	3-0-0-0	2-0-1-0	2-0-1-0	0-1-0-0	Def
Illinois State	Feb 21	2-1-1-2	2-1-1-1	3-0-0-0	Def	Def
James Madison	Feb 21	2-0-0-0	2-0-0-0	3-0-0-0	Def
Hofstra	Feb 22	2-0-0-0	2-0-0-0	4-0-0-0	Def	Def
South Florida	Feb 22	Def	3-0-0-0	3-0-2-2	Def
Rutgers	Feb 23	3-0-1-0	2-0-0-0	3-0-0-0	Def
UTSA	Feb 28	2-0-0-0	2-0-1-0	1-0-0-0	Def
Baylor	Feb 28	3-0-1-0	3-0-0-0	Def
Chattanooga	Mar 01	2-1-2-2	1-0-0-0	3-0-0-0	Def
Ohio	Mar 01	2-0-0-0	2-0-0-0	2-0-0-0
Memphis	Mar 02	2-0-2-1	2-0-0-0	2-0-1-0	Def
Lamar	Mar 06	3-2-2-1	2-2-1-0	4-0-0-0	0-0-0-0	Def
Oklahoma	Mar 14	3-0-1-0	Def	2-0-1-0	Def	Def
Oklahoma	Mar 15	3-0-2-2	1-1-1-1	1-1-1-0	Def
Oklahoma	Mar 15	2-0-0-0	2-0-0-0	3-0-1-0	Def	Def
Sam Houston State	Mar 19	4-0-1-2	3-1-1-1	3-0-1-1	0-0-0-0	Def
Sam Houston State	Mar 19	3-1-2-2	2-0-0-0	3-0-1-1	0-1-0-0	Def
Georgia State	Mar 22	4-1-2-1	2-2-1-0	3-0-1-0	Def
Georgia State	Mar 22	2-0-0-0	2-0-1-1	3-1-1-1	Def	0-1-0-0
Georgia State	Mar 23	4-1-2-3	1-1-0-0	2-2-0-0	Def
Texas State	Mar 29	3-0-0-0	3-1-2-1	3-0-1-0	Def	Def
Texas State	Mar 29	3-1-1-0	0-0-0-0	4-1-1-2	Def	Def
Texas State	Mar 30	2-0-0-0	2-0-0-0	3-1-2-3	0-1-0-0	0-1-0-0
WKU	Apr 05	3-0-0-0	4-0-0-0
WKU	Apr 05	3-0-1-0	4-1-2-1	Def	Def
WKU	Apr 06	4-0-2-0	4-0-1-1	0-1-0-0	Def
South Alabama	Apr 12	1-0-0-0	3-0-2-0	3-1-1-3	0-1-0-0	Def
South Alabama	Apr 12	0-0-0-0	3-0-1-0	3-0-0-0	Def
South Alabama	Apr 13	3-0-1-0	2-0-0-0	2-0-1-0	Def	0-0-0-0
McNeese State	Apr 16	2-0-0-0	2-0-1-0	4-1-2-2	0-1-0-0
Troy	Apr 19	2-0-0-0	2-1-0-0	2-1-0-0	0-1-0-0	Def
Troy	Apr 19	4-0-2-1	4-0-3-0	4-2-2-2	0-1-0-0	Def
Baylor	Apr 22	2-0-0-0	3-0-0-0	4-0-1-0	0-1-0-0	Def
Baylor	Apr 22	3-0-0-0	4-0-0-0	4-1-0-0	0-1-0-0	Def
UT Arlington	Apr 26	3-0-0-0	3-1-1-1	2-1-2-0	0-1-0-0	Def
UT Arlington	Apr 26	3-1-1-1	3-2-0-0	4-1-2-1	0-1-0-0	Def
UT Arlington	Apr 27	2-0-0-0	4-2-2-2	2-0-0-1	Def
ULM	May 03	3-0-1-1	4-2-3-5	Def	Def
ULM	May 03	1-0-0-1	3-0-0-0	Def
ULM	May 04	2-0-0-0	2-0-0-0	4-1-2-1	Def	0-1-0-0
WKU	May 08	2-0-0-0	2-0-0-0	3-1-0-0	0-1-0-0
South Alabama	May 09	3-0-0-0	4-0-2-0	4-0-1-1	Def	Def
ULM	May 09	1-1-0-0	3-1-1-1	5-1-2-4	0-1-0-0	0-1-0-0
South Alabama	May 10	2-0-0-0	2-0-0-0	3-0-1-0	Def	Def
Texas Southern	May 15	3-0-0-0	2-0-2-1	3-1-1-1
Texas	May 17	3-0-0-0	3-0-2-0	4-1-1-0	0-1-0-0	Def
Texas	May 18	3-1-2-3	4-0-1-0	3-0-0-0	Def	0-1-0-0

2014 Ragin' Cajuns Softball
IP-H-R-ER-BB-SO Breakdown for Louisiana (as of May 21, 2014)
(All games)

Opponent	Date	#32 Brown	#16 Hamilton,C	#7 Wallace
Northern Iowa	Feb 07	0.2-2-2-1-1-0	2.0-1-0-0-1-2
Texas	Feb 07	*5.0-6-9-7-10-8
North Carolina	Feb 08	6.0-0-0-0-1-4
Texas	Feb 08
Purdue	Feb 09	*2.2-6-2-2-0-0
Michigan	Feb 14	*7.0-11-6-1-6-7
Valparaiso	Feb 14	*7.0-4-2-2-0-7
Michigan	Feb 15
Memphis	Feb 15	*6.0-3-2-0-2-7
Central Arkansas	Feb 16	*7.0-2-0-0-5-8
Illinois State	Feb 21	2.2-1-1-0-1-3	*4.1-1-3-3-11-9
James Madison	Feb 21	*2.0-4-2-2-0-1	5.0-3-1-1-0-5
Hofstra	Feb 22	3.0-1-2-2-4-3	*4.0-4-2-2-1-3
South Florida	Feb 22	3.0-5-3-3-0-2	*3.0-4-5-5-6-7
Rutgers	Feb 23	*7.0-5-3-3-3-8
UTSA	Feb 28	*7.0-5-2-1-2-14
Baylor	Feb 28	3.0-6-4-4-0-0	*4.0-8-6-6-4-7
Chattanooga	Mar 01	4.0-1-0-0-1-8
Ohio	Mar 01	*7.0-2-1-0-6-11
Memphis	Mar 02	3.0-1-0-0-0-2	*4.0-1-2-1-3-2
Lamar	Mar 06	*4.2-0-0-0-1-8	1.1-4-3-3-2-1
Oklahoma	Mar 14	*5.0-7-8-5-6-5
Oklahoma	Mar 15	*7.0-1-0-0-1-6
Oklahoma	Mar 15	*7.0-4-1-1-1-4
Sam Houston State	Mar 19	*7.0-3-0-0-1-5
Sam Houston State	Mar 19	*7.0-2-2-1-2-9
Georgia State	Mar 22	0.2-2-3-3-1-1	*6.1-2-0-0-1-6
Georgia State	Mar 22	1.0-0-0-0-1-2	*6.0-4-2-2-7-11
Georgia State	Mar 23	*4.0-2-0-0-2-2	1.0-2-0-0-0-2
Texas State	Mar 29	*7.0-4-2-2-2-11
Texas State	Mar 29	*7.0-2-2-2-7-10
Texas State	Mar 30	*4.1-5-3-3-3-6	2.2-0-0-0-2-4
WKU	Apr 05	*7.0-5-4-4-8-5
WKU	Apr 05	*7.0-5-5-5-7-7
WKU	Apr 06	3.0-4-1-1-1-3	*4.0-5-3-3-3-2
South Alabama	Apr 12	*7.0-10-2-1-4-6
South Alabama	Apr 12	4.1-5-1-0-2-2	*2.2-4-7-7-4-5
South Alabama	Apr 13	*7.0-7-1-1-1-2
McNeese State	Apr 16	*7.0-7-4-2-4-4
Troy	Apr 19	*7.0-5-0-0-0-10
Troy	Apr 19	1.0-0-0-0-0-3	*6.0-3-0-0-0-8
Baylor	Apr 22	*7.0-8-2-2-1-7
Baylor	Apr 22	4.0-3-1-0-2-2	*3.0-1-3-2-6-2
UT Arlington	Apr 26	*7.0-2-0-0-2-2	0.0-0-0-0-1-0
UT Arlington	Apr 26	*5.0-2-0-0-0-5
UT Arlington	Apr 27	1.0-0-0-0-1-0	*6.0-3-0-0-0-4
ULM	May 03	*7.0-4-6-6-3-6
ULM	May 03	*6.0-3-0-0-2-4	1.0-0-0-0-1-2
ULM	May 04	3.0-2-2-0-1-2	*4.0-2-1-1-4-7
WKU	May 08	*7.0-6-3-2-1-3
South Alabama	May 09	*8.0-6-4-4-1-3
ULM	May 09	*7.0-7-6-6-3-7
South Alabama	May 10	*7.0-6-1-1-1-1
Texas Southern	May 15	*6.2-5-2-2-3-4	0.1-0-2-2-3-0
Texas	May 17	*7.0-3-2-1-2-2
Texas	May 18	*7.0-4-1-1-5-5

Individual Career History

Brown,Victoria

Year	avg	gp-gs	ab	r	h	2b	3b	hr	rbi	tb	slg%	bb	hbp	so	gdp	ob%	sf	sh	sb-att	po	a	e	fld%
2013	.000	0-0	0	0	0	0	0	0	0	0	.000	0	0	0	0	.000	0	0	0-0	2	22	1	.960
2014	.000	0-0	0	0	0	0	0	0	0	0	.000	0	0	0	0	.000	0	0	0-0	0	13	1	.929
TOTAL	.000	0-0	0	0	0	0	0	0	0	0	.000	0	0	0	0	.000	0	0	0-0	2	35	2	.949

Year	era	w-l	app	gs	cq	sho	sv	ip	h	r	er	bb	so	2b	3b	hr	bf	bavg	wp	hbp	bk	sfa	sha
2013	3.79	9-2	21	13	1	0/4	1	68.1	84	49	37	15	40	16	0	7	316	.289	2	4	1	0	5
2014	2.79	6-1	13	4	2	1/3	1	42.2	36	22	17	17	33	2	0	2	189	.217	3	4	0	0	2
TOTAL	3.41	15-3	34	17	3	1/7	2	111.0	120	71	54	32	73	18	0	9	505	.263	5	8	1	0	7

SINGLE-GAME HIGHS:

Innings pitched: 9.1, vs Western Kentucky, May 11, 2013

Walks allowed: 4, vs Hofstra, Feb 22, 2014

Strikeouts: 7, at ULM, May 09, 2014

Batters faced: 42, vs Western Kentucky, May 11, 2013

Field chances: 4, at ULM, May 09, 2014

Putouts: 1, at Florida Atlantic, Apr 21, 2013; vs Texas, Mar 02, 2013

Assists: 4, at ULM, May 09, 2014

Runners CS: 1, at Texas, Mar 06, 2013; at South Alabama, Mar 16, 2013; South Alabama, Apr 12, 2014

Cifreo,Linzey

Year	avg	gp-gs	ab	r	h	2b	3b	hr	rbi	tb	slg%	bb	hbp	so	gdp	ob%	sf	sh	sb-att	po	a	e	fld%
2013	.235	24-3	17	2	4	1	0	0	3	5	.294	0	2	4	1	.300	1	0	0-0	34	3	1	.974
2014	.308	19-3	13	2	4	2	0	1	4	9	.692	1	0	5	0	.333	1	0	0-0	15	3	0	1.000
TOTAL	.267	43-6	30	4	8	3	0	1	7	14	.467	1	2	9	1	.314	2	0	0-0	49	6	1	.982

SINGLE-GAME HIGHS:

Hits: 1, 8 times

Doubles: 1, Western Kentucky, Mar 09, 2013; vs Baylor, Feb 28, 2014; vs UTSA, Feb 28, 2014

Home runs: 1, at Memphis, Feb 15, 2014

Total bases: 4, at Memphis, Feb 15, 2014

RBI: 2, Western Kentucky, Mar 09, 2013

Runs scored: 1, 4 times

Walks: 1, vs Baylor, Feb 28, 2014

Hit by pitch: 1, at Miss. Valley State, Feb 15, 2013; at Miss. Valley State, Feb 16, 2013

Struck out: 1, 9 times

Sac flies: 1, Florida Intl., Mar 29, 2013; vs Baylor, Feb 28, 2014

At bats: 3, Louisiana Tech, Mar 13, 2013; at Central Arkansas, Feb 16, 2014

Field chances: 8, at Central Arkansas, Feb 16, 2014

Putouts: 7, at Central Arkansas, Feb 16, 2014

Assists: 2, vs UTSA, Feb 28, 2014

Individual Career History

Corbello,Sara

Year	avg	gp-gs	ab	r	h	2b	3b	hr	rbi	tb	slg%	bb	hbp	so	gdp	ob%	sf	sh	sb-att	po	a	e	fld%
2013	.291	62-62	172	13	50	6	0	8	35	80	.465	24	3	31	2	.385	1	0	1-2	30	1	1	.969
2014	.178	51-46	129	11	23	0	0	8	25	47	.364	25	5	21	2	.325	4	0	0-0	13	0	0	1.000
TOTAL	.243	113-108	301	24	73	6	0	16	60	127	.422	49	8	52	4	.358	5	0	1-2	43	1	1	.978

SINGLE-GAME HIGHS:

Hits: 3, at Miss. Valley State, Feb 16, 2013; vs UTSA, Feb 28, 2014; vs Chattanooga, Mar 01, 2014

Doubles: 1, 6 times

Home runs: 2, at ULM, May 4, 2013

Total bases: 8, at ULM, May 4, 2013

RBI: 4, Florida Intl., Mar 29, 2013; Florida Intl., Mar 30, 2013; at Georgia State, Mar 23, 2014

Runs scored: 2, at ULM, May 4, 2013

Walks: 3, vs Texas, Mar 02, 2013; Texas State, Mar 29, 2014

Hit by pitch: 1, 8 times

Struck out: 3, vs Texas A&M, Mar 01, 2013; vs South Florida, Feb 22, 2014

Sac flies: 1, 5 times

At bats: 5, vs Western Kentucky, May 11, 2013; at North Carolina, Feb 08, 2014

Stolen bases: 1, vs Iowa, Feb 09, 2013

Caught stealing: 1, vs Pittsburgh, Mar 01, 2013

Field chances: 12, Western Kentucky, Mar 09, 2013

Putouts: 12, Western Kentucky, Mar 09, 2013

Assists: 1, Western Kentucky, Mar 10, 2013

Elkins,Lexie

Year	avg	gp-gs	ab	r	h	2b	3b	hr	rbi	tb	slg%	bb	hbp	so	gdp	ob%	sf	sh	sb-att	po	a	e	fld%
2014	.388	55-55	178	35	69	12	0	20	70	141	.792	36	4	9	1	.498	1	0	1-1	369	26	4	.990
TOTAL	.388	55-55	178	35	69	12	0	20	70	141	.792	36	4	9	1	.498	1	0	1-1	369	26	4	.990

SINGLE-GAME HIGHS:

Hits: 3, 5 times

Doubles: 1, 12 times

Home runs: 2, at Northern Iowa, Feb 07, 2014; Lamar, Mar 06, 2014

Total bases: 10, Lamar, Mar 06, 2014

RBI: 7, Lamar, Mar 06, 2014

Runs scored: 2, 6 times

Walks: 3, Sam Houston State, Mar 19, 2014

Hit by pitch: 1, at North Carolina, Feb 08, 2014; vs Hofstra, Feb 22, 2014; South Alabama, May 09, 2014

Struck out: 2, vs James Madison, Feb 21, 2014

Sac flies: 1, at ULM, May 09, 2014

At bats: 5, at Northern Iowa, Feb 07, 2014

Stolen bases: 1, ULM, May 04, 2014

Field chances: 14, vs UTSA, Feb 28, 2014; at Georgia State, Mar 22, 2014

Putouts: 14, vs UTSA, Feb 28, 2014; at Georgia State, Mar 22, 2014

Assists: 2, 5 times

Runners CS: 1, 6 times

Individual Career History

Felps,Gabby

Year	avg	gp-gs	ab	r	h	2b	3b	hr	rbi	tb	slg%	bb	hbp	so	gdp	ob%	sf	sh	sb-att	po	a	e	fld%
2013	.308	11-0	13	3	4	0	0	1	2	7	.538	2	1	2	1	.438	0	0	0-0	0	0	0	.000
2014	.302	32-9	43	3	13	5	1	1	11	23	.535	5	2	9	0	.392	1	0	0-0	0	0	0	.000
TOTAL	.304	43-9	56	6	17	5	1	2	13	30	.536	7	3	11	1	.403	1	0	0-0	0	0	0	.000

SINGLE-GAME HIGHS:

Hits: 3, at UT Arlington, Apr 26, 2014

Doubles: 1, 4 times

Triples: 1, at UT Arlington, Apr 27, 2014

Home runs: 1, Southern Miss., Apr 10, 2013; vs Hofstra, Feb 22, 2014

Total bases: 4, Southern Miss., Apr 10, 2013; at UT Arlington, Apr 26, 2014; vs Hofstra, Feb 22, 2014

RBI: 2, Southern Miss., Apr 10, 2013; at Purdue, Feb 09, 2014; ULM, May 04, 2014

Runs scored: 1, 6 times

Walks: 2, at Miss. Valley State, Feb 15, 2013

Hit by pitch: 1, at Miss. Valley State, Feb 16, 2013; at UT Arlington, Apr 27, 2014; ULM, May 03, 2014

Struck out: 1, 10 times

Sac flies: 1, at Troy, Apr 19, 2014

At bats: 4, at Baylor, Apr 22, 2014; at UT Arlington, Apr 26, 2014

Fernandez,Natalie

Year	avg	gp-gs	ab	r	h	2b	3b	hr	rbi	tb	slg%	bb	hbp	so	gdp	ob%	sf	sh	sb-att	po	a	e	fld%
2011	.365	55-29	96	34	35	1	0	0	9	36	.375	10	6	24	0	.455	0	2	17-19	17	6	1	.958
2012	.436	59-58	172	49	75	0	0	0	16	75	.436	22	0	13	0	.500	0	1	20-26	46	90	6	.958
2013	.345	62-62	177	44	61	0	0	0	6	61	.345	20	0	16	0	.411	0	1	4-6	35	87	9	.931
2014	.434	56-56	182	63	79	0	2	0	12	83	.456	39	3	12	0	.540	0	1	11-15	88	76	6	.965
TOTAL	.399	232-205	627	190	250	1	2	0	43	255	.407	91	9	65	0	.481	0	5	52-66	186	259	22	.953

SINGLE-GAME HIGHS:

Hits: 4, 4 times

Doubles: 1, at Prairie View A&M, Feb 12, 2011

Triples: 1, Oklahoma, Mar 15, 2014; at ULM, May 09, 2014

Total bases: 5, at Prairie View A&M, Feb 12, 2011; Oklahoma, Mar 15, 2014

RBI: 4, at Prairie View A&M, Feb 12, 2011

Runs scored: 4, Lamar, Mar 06, 2014

Walks: 3, at Baylor, Apr 22, 2014; vs Hofstra, Feb 22, 2014

Hit by pitch: 2, at UT Arlington, Apr 26, 2014

Struck out: 2, 10 times

Sac bunts: 1, 5 times

At bats: 5, 7 times

Stolen bases: 4, at Middle Tennessee, Apr 15, 2012

Caught stealing: 1, 14 times

Field chances: 7, at Baylor, Apr 22, 2014; at Purdue, Feb 09, 2014

Putouts: 4, 4 times

Assists: 5, North Texas, Mar 10, 2012; at Baylor, Apr 22, 2014

Individual Career History

Hamilton, Christina

Year	avg	gp-gs	ab	r	h	2b	3b	hr	rbi	tb	slg%	bb	hbp	so	gdp	ob%	sf	sh	sb-att	po	a	e	fld%
2011	.000	0-0	0	0	0	0	0	0	0	0	.000	0	0	0	0	.000	0	0	0-0	1	14	0	1.000
2013	.000	0-0	0	0	0	0	0	0	0	0	.000	0	0	0	0	.000	0	0	0-0	1	13	0	1.000
2014	.000	0-0	0	0	0	0	0	0	0	0	.000	0	0	0	0	.000	0	0	0-0	11	47	1	.983
TOTAL	.000	0-0	0	0	0	0	0	0	0	0	.000	0	0	0	0	.000	0	0	0-0	13	74	1	.989

Year	era	w-l	app	gs	cq	sho	sv	ip	h	r	er	bb	so	2b	3b	hr	bf	bavg	wp	hbp	bk	sfa	sha
2011	1.76	11-2	19	14	10	5/2	0	83.2	59	26	21	18	98	11	0	3	339	.196	1	6	0	1	12
2013	3.60	3-1	16	5	1	1/3	0	35.0	31	20	18	11	32	2	1	7	154	.237	5	9	0	0	3
2014	1.53	27-2	37	29	19	3/4	3	210.1	143	55	46	58	177	15	2	17	855	.188	8	18	0	4	15
TOTAL	1.81	41-5	72	48	30	9/9	3	329.0	233	101	85	87	307	28	3	27	1348	.196	14	33	0	5	30

SINGLE-GAME HIGHS:

Innings pitched: 8.0, South Alabama, May 09, 2014

Walks allowed: 8, at WKU, Apr 05, 2014

Strikeouts: 16, vs Southern, Feb 25, 2011

Batters faced: 36, at WKU, Apr 05, 2014; South Alabama, Apr 12, 2014

Field chances: 5, at Troy, Apr 19, 2014

Putouts: 2, at WKU, Apr 05, 2014; at South Alabama, May 10, 2014

Assists: 4, ULM, May 03, 2014

Runners CS: 1, Valparaiso, Feb 14, 2014; vs James Madison, Feb 21, 2014

Hayden, Haley

Year	avg	gp-gs	ab	r	h	2b	3b	hr	rbi	tb	slg%	bb	hbp	so	gdp	ob%	sf	sh	sb-att	po	a	e	fld%
2014	.335	56-56	197	60	66	13	1	15	53	126	.640	22	6	18	1	.416	1	0	6-7	81	3	1	.988
TOTAL	.335	56-56	197	60	66	13	1	15	53	126	.640	22	6	18	1	.416	1	0	6-7	81	3	1	.988

SINGLE-GAME HIGHS:

Hits: 4, vs Illinois State, Feb 21, 2014

Doubles: 1, 10 times

Triples: 1, South Alabama, Apr 13, 2014

Home runs: 2, at Memphis, Feb 15, 2014; vs Rutgers, Feb 23, 2014

Total bases: 9, vs Rutgers, Feb 23, 2014

RBI: 5, at Memphis, Feb 15, 2014

Runs scored: 3, at WKU, Apr 05, 2014; Lamar, Mar 06, 2014; ULM, May 03, 2014

Walks: 3, McNeese State, Apr 16, 2014; vs Baylor, Feb 28, 2014

Hit by pitch: 1, 6 times

Struck out: 2, at Georgia State, Mar 22, 2014

Sac flies: 1, at Central Arkansas, Feb 16, 2014

At bats: 5, 4 times

Stolen bases: 1, 6 times

Caught stealing: 1, at UT Arlington, Apr 27, 2014

Field chances: 7, at North Carolina, Feb 08, 2014

Putouts: 7, at North Carolina, Feb 08, 2014

Assists: 1, South Alabama, Apr 12, 2014; at UT Arlington, Apr 26, 2014; vs South Florida, Feb 22, 2014

Individual Career History

Landry,Shellie

Year	avg	gp-gs	ab	r	h	2b	3b	hr	rbi	tb	slg%	bb	hbp	so	gdp	ob%	sf	sh	sb-att	po	a	e	fld%
2013	.284	61-61	194	30	55	9	0	15	61	109	.562	14	0	37	0	.327	3	0	4-4	58	4	3	.954
2014	.305	56-56	164	26	50	10	1	5	39	77	.470	24	3	26	0	.395	4	0	0-0	30	3	4	.892
TOTAL	.293	117-117	358	56	105	19	1	20	100	186	.520	38	3	63	0	.360	7	0	4-4	88	7	7	.931

SINGLE-GAME HIGHS:

Hits: 4, Southern Miss., Apr 10, 2013; vs Florida Atlantic, May 10, 2013
 Doubles: 2, at Northern Iowa, Feb 07, 2014
 Triples: 1, ULM, May 03, 2014
 Home runs: 3, Southern Miss., Apr 10, 2013
 Total bases: 13, Southern Miss., Apr 10, 2013
 RBI: 5, Southern University, Feb 26, 2013
 Runs scored: 4, Southern Miss., Apr 10, 2013
 Walks: 2, McNeese State, Apr 16, 2014; at Georgia State, Mar 22, 2014
 Hit by pitch: 1, Lamar, Mar 06, 2014; South Alabama, May 09, 2014
 Struck out: 2, 9 times
 Sac flies: 2, vs Hofstra, Feb 22, 2014
 At bats: 6, vs Western Kentucky, May 11, 2013
 Stolen bases: 1, 4 times
 Field chances: 7, Houston, Apr 17, 2013
 Putouts: 6, Houston, Apr 17, 2013
 Assists: 1, 7 times

Maly,Leandra

Year	avg	gp-gs	ab	r	h	2b	3b	hr	rbi	tb	slg%	bb	hbp	so	gdp	ob%	sf	sh	sb-att	po	a	e	fld%
2013	.268	62-51	112	29	30	0	0	0	5	30	.268	12	0	18	0	.339	0	2	4-4	28	4	1	.970
2014	.500	42-2	6	18	3	0	0	0	0	3	.500	0	0	0	0	.500	0	0	4-5	3	0	0	1.000
TOTAL	.280	104-53	118	47	33	0	0	0	5	33	.280	12	0	18	0	.346	0	2	8-9	31	4	1	.972

SINGLE-GAME HIGHS:

Hits: 3, vs Western Kentucky, May 11, 2013
 Total bases: 3, vs Western Kentucky, May 11, 2013
 RBI: 1, 4 times
 Runs scored: 2, 5 times
 Walks: 2, vs Iowa, Feb 09, 2013; vs Western Kentucky, May 10, 2013; vs Northwestern State, May 16, 2013
 Struck out: 3, Mississippi State, Feb 13, 2013
 Sac bunts: 1, at Miss. Valley State, Feb 16, 2013; vs Florida Intl., May 08, 2013
 At bats: 5, vs Western Kentucky, May 11, 2013
 Stolen bases: 1, 8 times
 Caught stealing: 1, Oklahoma, Mar 14, 2014
 Field chances: 5, vs Western Kentucky, May 11, 2013
 Putouts: 4, vs Western Kentucky, May 11, 2013
 Assists: 1, 4 times

Individual Career History

Meaux,Taylor

Year	avg	gp-gs	ab	r	h	2b	3b	hr	rbi	tb	slg%	bb	hbp	so	gdp	ob%	sf	sh	sb-att	po	a	e	fld%
2013	.000	14-0	5	1	0	0	0	0	1	0	.000	1	0	3	0	.167	0	0	0-0	0	0	0	.000
2014	.000	2-0	0	0	0	0	0	0	0	0	.000	0	0	0	0	.000	0	0	0-0	0	0	0	.000
TOTAL	.000	16-0	5	1	0	0	0	0	1	0	.000	1	0	3	0	.167	0	0	0-0	0	0	0	.000

SINGLE-GAME HIGHS:

RBI: 1, vs College of Charlesto, Mar 02, 2013

Runs scored: 1, Southern Miss., Apr 10, 2013

Walks: 1, Southern Miss., Apr 10, 2013

Struck out: 1, Middle Tennessee, Apr 14, 2013; at Miss. Valley State, Feb 15, 2013; Southern University, Feb 26, 2013

At bats: 1, 5 times

Redfearn,Shelbi

Year	avg	gp-gs	ab	r	h	2b	3b	hr	rbi	tb	slg%	bb	hbp	so	gdp	ob%	sf	sh	sb-att	po	a	e	fld%
2013	.083	27-1	24	1	2	1	0	1	6	6	.250	0	2	7	0	.148	1	0	0-0	3	0	0	1.000
2014	.304	56-56	184	33	56	9	3	15	47	116	.630	15	3	25	1	.361	3	0	2-3	160	1	2	.988
TOTAL	.279	83-57	208	34	58	10	3	16	53	122	.587	15	5	32	1	.336	4	0	2-3	163	1	2	.988

SINGLE-GAME HIGHS:

Hits: 3, Lamar, Mar 06, 2014; South Alabama, May 09, 2014

Doubles: 1, 9 times

Triples: 1, vs UTSA, Feb 28, 2014; Lamar, Mar 06, 2014; at ULM, May 09, 2014

Home runs: 2, vs Baylor, Feb 28, 2014

Total bases: 8, vs Baylor, Feb 28, 2014

RBI: 7, vs Baylor, Feb 28, 2014

Runs scored: 3, at Georgia State, Mar 23, 2014

Walks: 2, vs Hofstra, Feb 22, 2014

Hit by pitch: 1, 4 times

Struck out: 2, at WKU, Apr 06, 2014; Oklahoma, Mar 14, 2014; at South Alabama, May 10, 2014

Sac flies: 1, 4 times

At bats: 5, 5 times

Stolen bases: 1, at Purdue, Feb 09, 2014; South Alabama, May 09, 2014

Caught stealing: 1, vs Chattanooga, Mar 01, 2014

Field chances: 9, at Northern Iowa, Feb 07, 2014; ULM, May 03, 2014

Putouts: 9, at Northern Iowa, Feb 07, 2014; ULM, May 03, 2014

Assists: 1, at UT Arlington, Apr 26, 2014

Individual Career History

Smith,Kendall

Year	avg	gp-gs	ab	r	h	2b	3b	hr	rbi	tb	slg%	bb	hbp	so	gdp	ob%	sf	sh	sb-att	po	a	e	fld%
2014	.214	42-7	28	12	6	0	0	0	0	6	.214	2	0	4	0	.267	0	3	5-6	16	1	2	.895
TOTAL	.214	42-7	28	12	6	0	0	0	0	6	.214	2	0	4	0	.267	0	3	5-6	16	1	2	.895

SINGLE-GAME HIGHS:

Hits: 1, 6 times

Total bases: 1, 6 times

Runs scored: 1, 12 times

Walks: 1, at WKU, Apr 05, 2014; at Georgia State, Mar 22, 2014

Struck out: 2, ULM, May 03, 2014

Sac bunts: 1, at WKU, Apr 06, 2014; at UT Arlington, Apr 26, 2014; Oklahoma, Mar 14, 2014

At bats: 3, at WKU, Apr 05, 2014; South Alabama, Apr 12, 2014; ULM, May 03, 2014

Stolen bases: 1, 5 times

Caught stealing: 1, at Michigan, Feb 14, 2014

Field chances: 3, at WKU, Apr 05, 2014; at WKU, Apr 06, 2014

Putouts: 3, at WKU, Apr 05, 2014

Assists: 1, South Alabama, Apr 12, 2014

Thomas,Meagan

Year	avg	gp-gs	ab	r	h	2b	3b	hr	rbi	tb	slg%	bb	hbp	so	gdp	ob%	sf	sh	sb-att	po	a	e	fld%
2013	.333	41-3	9	16	3	0	0	0	0	3	.333	1	1	2	0	.455	0	1	2-3	9	7	2	.889
2014	.000	48-0	4	25	0	0	0	0	0	0	.000	2	0	1	0	.333	0	0	7-9	2	1	1	.750
TOTAL	.231	89-3	13	41	3	0	0	0	0	3	.231	3	1	3	0	.412	0	1	9-12	11	8	3	.864

SINGLE-GAME HIGHS:

Hits: 1, at Miss. Valley State, Feb 15, 2013; Southern University, Feb 26, 2013; Florida Intl., Mar 29, 2013

Total bases: 1, at Miss. Valley State, Feb 15, 2013; Southern University, Feb 26, 2013; Florida Intl., Mar 29, 2013

Runs scored: 2, at Miss. Valley State, Feb 15, 2013

Walks: 1, at Miss. Valley State, Feb 15, 2013; Oklahoma, Mar 15, 2014; at ULM, May 09, 2014

Hit by pitch: 1, Southern Miss., Apr 10, 2013

Struck out: 1, at Miss. Valley State, Feb 16, 2013; Florida Intl., Mar 30, 2013; WKU, May 08, 2014

Sac bunts: 1, at Texas, Mar 06, 2013

At bats: 3, at Texas, Mar 06, 2013

Stolen bases: 1, 8 times

Caught stealing: 1, Florida Intl., Mar 29, 2013; at UT Arlington, Apr 26, 2014; Valparaiso, Feb 14, 2014

Field chances: 4, Florida Intl., Mar 29, 2013

Putouts: 3, Florida Intl., Mar 30, 2013

Assists: 2, at Texas State, Feb 16, 2013; Southern University, Feb 26, 2013

Individual Career History

Vincent,Kelsey

Year	avg	gp-gs	ab	r	h	2b	3b	hr	rbi	tb	slg%	bb	hbp	so	gdp	ob%	sf	sh	sb-att	po	a	e	fld%
2013	.135	40-9	52	5	7	1	0	4	9	20	.385	11	2	18	1	.308	0	0	0-0	64	0	3	.955
2014	.260	50-46	123	14	32	5	0	7	26	58	.472	31	1	46	1	.413	0	0	0-0	238	18	10	.962
TOTAL	.223	90-55	175	19	39	6	0	11	35	78	.446	42	3	64	2	.382	0	0	0-0	302	18	13	.961

SINGLE-GAME HIGHS:

Hits: 2, 10 times

Doubles: 1, 6 times

Home runs: 1, 10 times

Total bases: 6, 4 times

RBI: 3, Southern Miss., Apr 10, 2013; at ULM, May 04, 2013; at Georgia State, Mar 23, 2014

Runs scored: 2, Lamar, Mar 06, 2014

Walks: 3, at Michigan, Feb 14, 2014

Hit by pitch: 1, at North Texas, Apr 07, 2013; at Miss. Valley State, Feb 16, 2013; at Texas, Feb 07, 2014

Struck out: 3, at Baylor, Apr 22, 2014

At bats: 4, 7 times

Field chances: 11, vs Memphis, Mar 02, 2014

Putouts: 10, 4 times

Assists: 3, 4 times

Voinche,Corin

Year	avg	gp-gs	ab	r	h	2b	3b	hr	rbi	tb	slg%	bb	hbp	so	gdp	ob%	sf	sh	sb-att	po	a	e	fld%
2013	.125	7-7	8	0	1	0	0	0	0	1	.125	1	2	2	0	.364	0	0	0-0	4	9	1	.929
2014	.281	55-54	128	19	36	4	0	2	15	46	.359	15	3	18	0	.370	0	0	0-0	66	69	16	.894
TOTAL	.272	62-61	136	19	37	4	0	2	15	47	.346	16	5	20	0	.369	0	0	0-0	70	78	17	.897

SINGLE-GAME HIGHS:

Hits: 3, at Troy, Apr 19, 2014

Doubles: 1, 4 times

Home runs: 1, Valparaiso, Feb 14, 2014; at Michigan, Feb 14, 2014

Total bases: 4, at Troy, Apr 19, 2014; Valparaiso, Feb 14, 2014; at Michigan, Feb 14, 2014

RBI: 2, at UT Arlington, Apr 27, 2014

Runs scored: 2, 4 times

Walks: 3, Texas State, Mar 29, 2014

Hit by pitch: 1, 5 times

Struck out: 1, 17 times

At bats: 4, 6 times

Field chances: 7, vs Hofstra, Feb 22, 2014

Putouts: 4, vs Hofstra, Feb 22, 2014; vs Baylor, Feb 28, 2014

Assists: 3, 10 times

Individual Career History

Wallace, Jordan

Year	avg	gp-gs	ab	r	h	2b	3b	hr	rbi	tb	slg%	bb	hbp	so	gdp	ob%	sf	sh	sb-att	po	a	e	fld%
2012	.000	0-0	0	0	0	0	0	0	0	0	.000	0	0	0	0	.000	0	0	0-0	1	14	4	.789
2013	.000	0-0	0	0	0	0	0	0	0	0	.000	0	0	0	0	.000	0	0	0-0	7	41	1	.980
2014	.000	0-0	0	0	0	0	0	0	0	0	.000	0	0	0	0	.000	0	0	0-0	3	13	3	.842
TOTAL	.000	0-0	0	0	0	0	0	0	0	0	.000	0	0	0	0	.000	0	0	0-0	11	68	8	.908

Year	era	w-l	app	gs	cq	sho	sv	ip	h	r	er	bb	so	2b	3b	hr	bf	bavg	wp	hbp	bk	sfa	sha
2012	2.26	27-2	35	30	22	5/0	2	186.0	127	66	60	61	167	13	2	23	761	.187	8	8	1	1	13
2013	1.70	32-9	47	40	29	10/4	2	255.1	151	75	62	98	382	20	1	23	1049	.167	20	33	0	0	14
2014	4.04	14-3	25	18	7	1/3	1	102.1	79	73	59	110	136	11	0	13	528	.206	33	26	0	2	6
TOTAL	2.33	73-14	107	88	58	16/7	5	543.2	357	214	181	269	685	44	3	59	2338	.182	61	67	1	3	33

SINGLE-GAME HIGHS:

Innings pitched: 10.0, South Alabama, Apr 06, 2012

Walks allowed: 11, vs Illinois State, Feb 21, 2014

Strikeouts: 18, Middle Tennessee, Apr 14, 2013

Batters faced: 40, at Michigan, Feb 14, 2014

Field chances: 5, Louisiana Tech, Mar 13, 2013

Putouts: 1, 11 times

Assists: 4, Louisiana Tech, Mar 13, 2013; Texas State, Mar 29, 2014

Runners CS: 2, at Houston, Mar 07, 2012

Walsh, Samantha

Year	avg	gp-gs	ab	r	h	2b	3b	hr	rbi	tb	slg%	bb	hbp	so	gdp	ob%	sf	sh	sb-att	po	a	e	fld%
2013	.244	62-62	164	29	40	5	1	6	22	65	.396	28	2	37	2	.361	0	0	3-3	76	61	7	.951
2014	.262	56-52	164	23	43	5	0	10	35	78	.476	27	1	40	1	.370	0	0	1-1	49	88	13	.913
TOTAL	.253	118-114	328	52	83	10	1	16	57	143	.436	55	3	77	3	.365	0	0	4-4	125	149	20	.932

SINGLE-GAME HIGHS:

Hits: 3, ULM, May 03, 2014

Doubles: 1, 9 times

Triples: 1, at Texas, Mar 06, 2013

Home runs: 2, at Troy, Apr 19, 2014

Total bases: 8, at Troy, Apr 19, 2014

RBI: 5, ULM, May 03, 2014

Runs scored: 3, Western Kentucky, Mar 09, 2013

Walks: 3, Florida Intl., Mar 29, 2013

Hit by pitch: 1, vs Pittsburgh, Mar 01, 2013; Florida Intl., Mar 30, 2013; Oklahoma, Mar 15, 2014

Struck out: 4, at Northern Iowa, Feb 07, 2014

At bats: 5, at Northern Iowa, Feb 07, 2014; at ULM, May 09, 2014

Stolen bases: 1, 4 times

Field chances: 8, Florida Intl., Mar 30, 2013

Putouts: 5, Florida Intl., Mar 30, 2013

Assists: 5, Southern Miss., Apr 10, 2013; ULM, May 03, 2014

Individual Career History

White,Cassidy

Year	avg	gp-gs	ab	r	h	2b	3b	hr	rbi	tb	slg%	bb	hbp	so	gdp	ob%	sf	sh	sb-att	po	a	e	fld%
2013	.500	33-3	8	13	4	0	0	0	0	4	.500	0	0	1	0	.500	0	1	4-4	0	0	0	.000
2014	.000	44-0	0	17	0	0	0	0	0	0	.000	0	0	0	0	.000	0	0	5-5	0	0	0	.000
TOTAL	.500	77-3	8	30	4	0	0	0	0	4	.500	0	0	1	0	.500	0	1	9-9	0	0	0	.000

SINGLE-GAME HIGHS:

Hits: 1, Southern University, Feb 26, 2013; Western Kentucky, Mar 09, 2013; Western Kentucky, Mar 10, 2013

Total bases: 1, Southern University, Feb 26, 2013; Western Kentucky, Mar 09, 2013; Western Kentucky, Mar 10, 2013

Runs scored: 1, 26 times

Struck out: 1, Western Kentucky, Mar 10, 2013

Sac bunts: 1, Western Kentucky, Mar 10, 2013

At bats: 3, Western Kentucky, Mar 09, 2013

Stolen bases: 1, 9 times

Zeringue,Kassidy

Year	avg	gp-gs	ab	r	h	2b	3b	hr	rbi	tb	slg%	bb	hbp	so	gdp	ob%	sf	sh	sb-att	po	a	e	fld%
2014	.125	41-5	8	6	1	0	0	0	0	1	.125	1	0	2	0	.222	0	0	2-2	11	3	0	1.000
TOTAL	.125	41-5	8	6	1	0	0	0	0	1	.125	1	0	2	0	.222	0	0	2-2	11	3	0	1.000

SINGLE-GAME HIGHS:

Hits: 1, at Northern Iowa, Feb 07, 2014

Total bases: 1, at Northern Iowa, Feb 07, 2014

Runs scored: 1, 5 times

Walks: 1, at North Carolina, Feb 08, 2014

Struck out: 1, at Texas, Feb 07, 2014; at North Carolina, Feb 08, 2014

At bats: 2, 4 times

Stolen bases: 1, South Alabama, Apr 13, 2014; ULM, May 04, 2014

Field chances: 2, at Northern Iowa, Feb 07, 2014; at Texas, Feb 07, 2014

Putouts: 2, at Texas, Feb 07, 2014

Assists: 1, at Northern Iowa, Feb 07, 2014; vs South Florida, Feb 22, 2014; Oklahoma, Mar 14, 2014