The background of the cover features a large, light gray watermark of the Louisiana State University Tiger Head logo. The logo consists of a stylized tiger's head with a prominent nose and whiskers, set within a circular border. The words "LOUISIANA STATE UNIVERSITY" are written in a bold, sans-serif font around the perimeter of the circle. The text "2011 Louisiana Baseball Record Book" is centered over the logo in a bold, black, sans-serif font with a slight drop shadow.

**2011
Louisiana
Baseball
Record Book**

Table of Contents

2010 Season in Review 1-5

Season Notebook..... 1
 Season Results..... 2
 Individual Stats 3
 Miscellaneous Stats 4
 Sun Belt Standings/Stats 5

Records 6-15

Individual Records 6-7
 Season/Career Leaders..... 8-9
 Team Records/Last Time 10-11
 Annual Offensive Leaders 12-13
 Annual Pitching Leaders..... 14-15

UL Baseball History..... 16-41

Timeline 16-19
 Lettermen Club Members 19
 2000 College World Series ... 20-21
 Postseason History 22-23
 Outstanding Performances 24
 Louisiana Legend, Ron Guidry.. 25
 MLB Draft History 26
 Individual Honors..... 27-29
 All-Time Letterwinners 30-31
 All-Time Numerical Roster ... 32-33
 All-Time Series Records 34
 Sun Belt Series Results..... 35-36
 Head Coaching Ledger..... 37
 All-Time Results..... 38-45

Follow the Ragin' Cajuns at



www.RaginCajuns.com

2011 Louisiana Baseball Quick Facts

University Information

Name _____ University of Louisiana
 Location _____ Lafayette, La.
 Founded _____ 1898
 Enrollment _____ 16,763 (Fall 2010)
 Nickname _____ Ragin' Cajuns
 Colors _____ Vermilion (PMS 193) and White
 Affiliation _____ NCAA Division I
 Conference _____ Sun Belt
 President _____ Dr. E. Joseph Savoie
 Interim Director of Athletics _____ Scott Farmer
 Ticket Office Phone _____ (337) 265-2100
 Web Site _____ www.RaginCajuns.com

Ballpark Information

Name _____ M.L. "Tigue" Moore Field
 Surface _____ ProGrass Synthetic Turf System
 Dimensions _____ LF-330, CF-400, RF-330
 Press Box Phone Number _____ (337) 851-2255
 Capacity _____ 3,755
 Year Opened _____ 1978
 First Game _____ March 4, 1978 (UNO 7, UL 1)
 All-Time Record at "The Tigue" _____ 733-282-2 (.722)
 Record in Robichaux Era _____ 341-127-1 (.728)

Coaching Staff

Head Coach _____ Tony Robichaux (McNeese State '86)
 Record at UL _____ 577-382-1 (17th season)
 Career Record _____ 840-559-1 (25th season)
 Assistant _____ Anthony Babineaux (Louisiana '95)
 Assistant _____ Mike Trahan (McNeese State '01)
 Director of Operations _____ Chris Domingue (LSU-Eunice '02)
 Volunteer Assistant _____ Brooks Badeaux (Florida State '07)
 Student Assistant Coaches _____ Garrett Larsen, Justin Robichaux

2010 Review

Overall Record _____ 38-22
 Sun Belt Record (Finish) _____ 21-9 (1st)
 Sun Belt Tournament Finish _____ T-7th (L, 6-8 vs.ASU; L, 0-3 vs. MT)
 Postseason _____ NCAA Austin Regional
 (W, 1-0 vs. Rice; L, 2-4 vs. Texas; L, 1-9 vs. Rice)

2011 Team Information

Letterwinners Returning/Lost _____ 16/8
 Position Starters Returning/Lost _____ 5/3
 Pitchers Returning/Lost _____ 9/4
 Newcomers _____ 15

Baseball History

First Season in Division I _____ 1972
 Division I Seasons Played _____ Entering 40th season
 Division I Record _____ 1,301-885-4 (.595)
 Sun Belt Record (19 seasons) _____ 315-181 (.635)
 Sun Belt Regular Season Titles _____ 6
 (SBC West 1992 & 1994; 1997, 2005, 2007, 2009)

Sun Belt Tournament Record _____ 31-32 (17 appearances)
 Sun Belt Tournament Titles _____ 1 (1998)
 NCAA Regionals Record _____ 15-20 (12 appearances)
 Last Appearance _____ 2010 Austin Regional
 Super Regionals Record _____ 3-3 (2 appearances)
 Last Appearance _____ 2000 Columbia Super Regional
 College World Series Record _____ 2-2 (1 appearance)
 Last Appearance _____ 2000 (3rd place)

Media Contact

Sports Information Director _____ Daryl Cetnar
 Asst. Director (Baseball Contact) _____ Matt Hebert
 Office _____ (337) 482-6330
 Cell _____ (337) 288-6023
 E-mail _____ matth@louisiana.edu



32 ZACH OSBORNE



34 CHAD KEEFER



31 KYLE OLASIN

Second-Half Run Leads to Sun Belt Title in 2010

Louisiana won 17 of 18 SBC games in second half, vaulting from ninth to league title

BASES NOTED

• TOP BILLING

Louisiana claimed a share of the 2010 Sun Belt Conference regular season championship. It marked the fourth title under head coach **Tony Robichaux** (1997, 2005, 2007, 2010) and sixth overall (also won SBC West in 1992 & 1994).

• GETTING THE CALL

Louisiana was awarded an at large berth into the 2010 NCAA Tournament as the No. 3 seed in the Austin Regional. It's the program's 12th NCAA Tournament appearance, overall, and eighth (8th) in the Tony Robichaux Era. UL's last NCAA Tournament appearance came in 2007 at College Station Regional.

• STRONG FINISH

The Cajuns won 23 of their last 27 games to end the regular season. It was the best mark in the Sun Belt, State of Louisiana and one of the best in the nation.

• JOURNEY'S END

The four-year journey for **Tony Robichaux** and his son, **Justin Robichaux**, as player-coach at Louisiana came to an end. In their time together, Tony reached his 800th career victory and Justin set the school's single season and tied the career saves mark.

• FRONTLINE STAFF

Louisiana had one of the nation's Top 10 pitching staffs (No. 6 in ERA at the end of regular season). At the end the regular season the ERA was 3.32 and UL allowed the fewest hits and fewest earned runs in the Sun Belt. In the second half run, the staff ERA was 2.78 and opponents were held to a .238 average.

• TOP-FLIGHT PITCHING

Every pitcher on the roster had an ERA below 5.00.

• VALUING THE TEAM CONCEPT

UL strived on the team concept in 2010. At one point in the season, the starting lineup featured as many as seven hitters batting above .300. At season's end there were eight hitters with at least 40 base hits, eight hitters with at least 20 RBI and seven hitters with at least 30 runs scored.

• DELIVERING WHEN IT COUNTS

In Sun Belt play, **Chad Keefer** hit .366 and led the league in runs scored (33), home runs (14), total bases (93), slugging percentage (.756) and was second in RBI (35).

• THE POWER SURGE

Jordan Poirrier and **Chad Keefer** – hitting in the three and four spot in the lineup – combined for 150 base hits of which 31 were doubles and 27 home runs and they combined to drive in 114 runs.

• MR. QUALITY

Zach Osborne turned in 14 quality starts (out of 16 total). He led all starting pitchers in the Sun Belt with a 2.37 ERA. He went the entire season with an ERA below 3.00 - highest mark was 2.65 - and held opponents to a .222 batting average.

• ONE OF THE BEST

Zach Osborne finished his two-year stay at UL with a 14-7 career record and career 2.81 ERA. In 205 1/3 innings pitched in a Cajuns uniform he held opponents to 185 hits, 64 earned runs, posted 179 strikeouts and only issued 35 walks.

• TWO FOR THE PRICE OF ONE

A season after turning a school-record 66 double plays, the Cajuns reached 60 twin killings for the second straight season. The 60th came on an inning-ending double play turned in the sixth inning of the Austin Regional winner's bracket final against Texas. UL pitching forced opponents to ground into 51 DPs.

• FAITHFUL FANS

The final attendance number for the season at "The Tigie" was 58,803 over 31 dates for an average of 1,896 which was tops in the Sun Belt Conference and Top 30 nationally. UL averaged 1,000-plus for the 11th consecutive season.



LOUISIANA'S RAGIN' CAJUNS

38-22 (21-9 Sun Belt)

Sun Belt Regular Season Finish: 1st
Sun Belt Tournament Finish: T-7th
Postseason: NCAA Austin Regional

QUICK HITTERS

- Over the final 32 games, which included 290 innings pitched, UL allowed a three-run inning only eight times.
- Louisiana held the opposition to five runs or less in 44 of 60 games, posting a 35-9 mark in such situation.
- When the Cajuns scored six or more runs, they were 26-4 in 2010.
- Building an early lead benefited UL. The squad was 35-9 when either leading or tied after four innings.
- The Cajuns increased their runs scored and RBI totals for the second straight season.
- **Zach Osborne** topped the Sun Belt in strikeouts with 112, a total which ranked Top 25 nationally. He's the first Cajuns pitcher since **Danny Farquhar** (2007) to notch 100 strikeouts.
- In his last 12 appearances **Ryland Parker** held opponents to only 10 hits and struck out 19 over 22 2/3 innings pitched. For the season, opponents hit only .167 off of Parker and he allowed only 16 hits in 28 2/3 innings.
- **Greg Fontenot** committed only nine errors through 297 chances. He fielded 47 double plays, which ranked him in the Top 5 in the Sun Belt and was most amongst shortstops.
- **Greg Fontenot's** 184 assists tie him with **Kyle Bostick** (184 in '09) for second-most in program history.
- Over the last five weekends of the regular season as a reliever, **Joey Satriano** held opponents to just three extra base hits, a .184 batting average and had a 1.59 ERA.
- **Chad Keefer** led the Sun Belt with 20 runners caught stealing. Opponents were only 38-of-58 off of him.
- **Taylor Hubbell** finished strong. Before Rice's outburst in the fourth inning of the Austin Regional final, he had a string of 13 2/3 consecutive scoreless innings pitched.
- After **Justin Robichaux** (first base) and **Tyler Frederick** (third base) entered the starting lineup on March 16, UL was 29-16 and the fielding percentage was .972 (50 errors in 1,772 chances). Before, the squad was fielding .953 (29 errors in 613 chances).
- UL pitching held the opponent to two or fewer runs 19 times (17-2 record).



LOUISIANA'S RECORD...

Overall	38-22
Sun Belt	21-9
Non-Conference.....	16-9
Postseason.....	1-4
Mid-Week Games.....	8-5
vs. Louisiana Opponents.....	14-5
vs. Ranked Opponents.....	1-4
Home.....	23-10
Away.....	14-10
Neutral.....	1-2
Day	14-11
Night	24-11
vs. Left-Handed Starter	12-5
vs. Right-Handed Starter.....	26-17
Game 1 of Weekend Series ...	10-4
Game 2 of Weekend Series	9-5
Game 3 of Weekend Series ...	10-4
Tuesday	7-2
Wednesday	1-4
Thursday.....	0-1
Friday	12-3
Saturday	10-7
Sunday.....	8-5
One-Run Games.....	8-8
Two-Run Games.....	5-3
5+ Run Games	16-7
Extra Inning Games.....	2-2
Shutouts.....	3-2
Louisiana Scores First	23-10
Opponent Scores First	15-12
Louisiana Scores 10+	13-1
Louisiana Scores <6.....	12-18
Opponent Scores 10+.....	0-4
Opponent Scores <6	35-9
Leading after 7 innings.....	30-3
Trailing after 7 innings.....	3-19
Tied after 7 innings	5-0
Louisiana has 10+ hits	22-6
Louisiana has <6 hits.....	1-4
Opponent has 10+ hits.....	8-12
Opponent has <6 hits	8-0
Louisiana Has More Hits.....	30-7
Opponent Has More Hits.....	6-12
Equal Hits	2-3
Louisiana Hits 2+ HR	12-1
Louisiana Homers.....	23-7
Louisiana Hits 0 HR.....	15-15
Opponents Hits 2+ HR.....	1-6
Opponent Homers.....	8-13
Opponents Hits 0 HR.....	30-9
Games Won on Final At-Bat	8
Games Lost on Final At-Bat.....	3
Come-From-Behind Wins	12
Blown Saves.....	3
Number of Winning Streaks	7
Longest Winning Streak	10
Number of Losing Streaks.....	6
Longest Losing Streak	3 (twice)
Red Jerseys	18-9
White Jerseys.....	12-10
Black Jerseys.....	5-2
Pinstripes	3-1

2010 Season Results

DATE	OPPONENT	SCORE	R- H -E/ R -H -E	INN.	OVERALL (SBC)	PITCHER	ATTEND	TIME
Feb. 19	NICHOLLS STATE	W, 6-2	6-8-3/2-7-1	9	1-0 (0-0)	Marze (1-0)	2,605	2:36
Feb. 20	NICHOLLS STATE	W, 6-2	6-10-1/2-6-2	9	2-0 (0-0)	Robichaux (1-0)	2,912	2:12
Feb. 21	at Nicholls State	L, 10-1	10-12-1/1-6-3	9	3-0 (0-0)	Geith (1-0)	255	2:56
Feb. 27	MIAMI UNIVERSITY	L, 5-7	5-6-3/7-12-0	(11)	3-1 (0-0)	Marze (1-1)	-	3:02
Feb. 27	MIAMI UNIVERSITY	W, 13-2	13-15-0/2-6-2	9	4-1 (0-0)	Hubbell (1-0)	2,623	2:58
Feb. 28	MIAMI UNIVERSITY	W, 5-4	5-8-5/4-3-3	9	5-1 (0-0)	Griffen (1-0)	2,130	2:32
Mar. 3	at SE Louisiana	L, 4-11	4-9-1/11-9-1	9	5-2 (0-0)	Parker (0-1)	750	3:00
Mar. 5	SOUTHERN MISS	L, 0-4	0-5-3/4-9-1	9	5-3 (0-0)	Osborne (0-1)	2,416	2:37
Mar. 6	SOUTHERN MISS	L, 1-6	1-7-1/6-12-1	9	5-4 (0-0)	Robichaux (1-1)	2,765	2:37
Mar. 7	SOUTHERN MISS	W, 10-6	10-9-0/6-8-2	9	6-4 (0-0)	Geith (2-0)	2,386	2:56
Mar. 9	ALCORN STATE	W, 18-1	18-17-1/1-7-1	9	7-4 (0-0)	Traffica (1-0)	658	3:09
Mar. 10	ALCORN STATE	W, 11-0	11-9-2/0-2-3	9	8-4 (0-0)	Cook (1-0)	587	2:23
Mar. 12	ARKANSAS STATE•	W, 13-5	13-14-1/5-12-5	9	9-4 (1-0)	Osborne (1-1)	2,315	3:16
Mar. 13	ARKANSAS STATE•	L, 2-6	2-9-0/6-11-0	9	9-5 (1-1)	Hubbell (1-1)	2,321	2:35
Mar. 14	ARKANSAS STATE•	L, 9-13	9-9-7/13-15-1	9	9-6 (1-2)	Geith (2-1)	2,154	3:01
Mar. 16	SOUTHERN	W, 13-2	13-13-2/2-6-5	9	10-6 (1-2)	Traffica (2-0)	511	2:58
Mar. 17	#17 SE LOUISIANA	L, 4-9	4-13-0/9-12-0	9	10-7 (1-2)	Cook (1-1)	2,262	3:05
Mar. 19	at South Alabama•	W, 3-1	3-6-0/1-3-2	9	11-7 (2-2)	Osborne (2-1)	613	2:22
Mar. 20	at South Alabama•	L, 4-9	4-11-2/9-11-1	9	11-8 (2-3)	Hubbell (1-2)	673	2:32
Mar. 21	at South Alabama•	L, 11-12	11-17-1/12-16-3	(13)	11-9 (2-4)	Traffica (2-1)	569	4:12
Mar. 24	at #4 LSU	L, 3-4	3-9-2/4-8-2	9	11-10 (2-4)	Marze (1-2)	10,857	2:32
Mar. 26	FLORIDA ATLANTIC•	W, 9-3	9-14-2/3-8-1	9	12-10 (3-4)	Osborne (3-1)	2,427	2:41
Mar. 27	FLORIDA ATLANTIC•	L, 3-4	3-9-0/4-8-1	9	12-11 (3-5)	Hubbell (1-3)	2,241	2:44
Mar. 28	FLORIDA ATLANTIC•	L, 3-4	3-10-0/4-8-2	9	12-12 (3-6)	Cook (1-2)	1,878	2:23
Mar. 30	NORTHWESTERN ST.	W, 8-1	8-13-0/1-7-1	9	13-12 (3-6)	Traffica (3-1)	1,257	2:43
Apr. 2	at FIU•	L, 1-8	1-5-2/8-12-1	9	13-13 (3-7)	Osborne (3-2)	546	2:30
Apr. 3	at FIU•	W, 7-3	7-7-1/3-15-2	9	14-13 (4-7)	Satriano (1-0)	455	3:04
Apr. 4	at FIU•	L, 6-15	6-12-3/15-16-1	9	14-14 (4-8)	Traffica (3-2)	466	3:15
Apr. 6	at Northwestern St.	W, 4-3	4-12-1/3-7-2	9	15-14 (4-8)	Marze (2-2)	334	2:52
Apr. 9	TROY•	W, 6-0	6-8-1/0-1-1	9	16-14 (5-8)	Osborne (4-2)	1,862	2:11
Apr. 10	TROY•	W, 9-5	9-8-1/5-13-0	9	17-14 (6-8)	Satriano (2-0)	2,054	2:39
Apr. 11	TROY•	W, 8-5	8-11-0/5-8-0	9	18-14 (7-8)	Parker (1-1)	1,621	2:52
Apr. 13	HOUSTON BAPTIST	W, 5-3	5-7-2/3-7-1	9	19-14 (7-8)	Hubbell (2-3)	1,428	2:25
Apr. 16	at UALR•	W, 4-3	4-8-1/3-5-1	9	20-14 (8-8)	Osborne (5-2)	221	2:34
Apr. 17	at UALR•	W, 9-3	9-13-2/3-10-2	9	21-14 (9-8)	Robichaux (2-1)	232	2:54
Apr. 18	at UALR•	W, 13-7	13-18-1/7-8-2	9	22-14 (10-8)	Geith (3-1)	148	3:19
Apr. 20	MCNEESE STATE	W, 5-2	5-10-0/2-5-0	9	23-14 (10-8)	Cook (2-2)	1,938	2:55
Apr. 23	LE MOYNE	W, 13-2	13-11-1/2-6-2	9	24-14 (10-8)	Osborne (6-2)	1,017	2:50
Apr. 24	LE MOYNE	L, 5-6	5-7-3/6-12-0	9	24-15 (10-8)	Marze (2-3)	1,685	2:44
Apr. 25	LE MOYNE	W, 8-5	8-12-2/5-8-1	9	25-15 (10-8)	Satriano (3-0)	1,541	2:45
Apr. 27	at Tulane	L, 1-2	1-7-0/2-7-0	9	25-16 (10-8)	Traffica (3-3)	2,761	2:43
Apr. 30	MIDDLE TENNESSEE•	W, 3-1	3-8-1/1-6-0	9	26-16 (11-8)	Osborne (7-2)	1,452	1:56
May 1	MIDDLE TENNESSEE•	W, 6-4	6-9-1/4-10-3	9	27-16 (12-8)	Geith (4-1)	-	2:36
May 1	MIDDLE TENNESSEE•	W, 2-1	2-3-1/1-7-0	9	28-16 (13-8)	Cook (3-2)	1,348	2:33
May 7	at New Orleans•	W, 16-7	16-16-1/7-11-3	9	29-16 (14-8)	Osborne (8-2)	456	3:01
May 8	at New Orleans•	W, 4-1	4-6-2/1-5-0	9	30-16 (15-8)	Geith (5-1)	437	2:15
May 9	at New Orleans•	W, 5-4	5-8-1/4-9-3	9	31-16 (16-8)	Marze (3-3)	418	2:34
May 11	at Southern	W, 7-5	7-14-2/5-8-0	9	32-16 (16-8)	Parker (2-1)	174	3:03
May 14	WESTERN KENTUCKY•	L, 1-2	1-2-0/2-6-2	9	32-17 (16-9)	Osborne (8-3)	2,542	2:42
May 15	WESTERN KENTUCKY•	W, 12-5	12-13-0/5-14-2	9	33-17 (17-9)	Marze (4-3)	1,615	3:20
May 16	WESTERN KENTUCKY•	W, 4-3	4-10-2/3-7-0	(10)	34-17 (18-9)	Hubbell (3-3)	2,252	3:18
May 18	at McNeese State	L, 4-5	4-8-1/5-7-1	9	34-18 (18-9)	Bulliard (0-1)	754	2:26
May 21	at La.-Monroe•	W, 6-5	6-12-1/5-12-3	(13)	35-18 (19-9)	Marze (5-3)	-	3:41
May 21	at La.-Monroe•	W, 10-4	10-15-1/4-7-1	9	36-18 (20-9)	Geith (6-1)	647	2:51
May 22	at La.-Monroe•	W, 13-1	13-16-2/1-6-1	9	37-18 (21-9)	Hubbell (4-3)	572	2:37
May 26	vs. Arkansas State ¹	L, 6-8	6-13-2/8-11-1	9	37-19 (21-9)	Marze (5-4)	1,258	3:07
May 27	at Middle Tennessee ¹	L, 0-3	0-6-1/3-7-1	9	37-20 (21-9)	Osborne (8-4)	1,478	2:13
Jun. 4	vs. #25 Rice ²	W, 1-0	1-8-1/0-5-1	9	38-20 (21-9)	Osborne (9-4)	6,455	2:30
Jun. 5	vs. #5 Texas ²	L, 2-4	2-7-0/4-8-0	9	38-21 (21-9)	Geith (6-2)	7,140	2:35
Jun. 6	vs. #25 Rice ²	L, 1-9	1-5-0/9-12-0	9	38-22 (21-9)	Hubbell (4-4)	6,581	2:34

1 - Sun Belt Conference Tournament (Murfreesboro, Tenn.)

2 - NCAA Austin Regional (Austin, Texas)

• - Denotes Sun Belt Conference game



2011 Ragin' Cajuns Baseball Record Book

OVERALL RECORD: 38-22 • SUN BELT CONFERENCE RECORD: 21-9
HOME: 23-10 • AWAY: 14-10 • NEUTRAL: 1-2

INDIVIDUAL HITTING STATISTICS

PLAYER	AVG.	GP-GS	AB	R	H	2B	3B	HR	RBI	TB	SLG%	BB	HBP	SO	OB%	SF	SH	SB-ATT
Jordan POIRRIER	.329	59-59	225	50	74	18	6	12	56	140	.622	31	7	52	.418	5	2	8-11
Chad KEEFER	.325	60-60	234	49	76	13	0	15	58	134	.573	21	5	37	.381	8	2	2-6
Greg FONTENOT	.321	60-60	218	35	70	10	2	1	34	87	.399	11	8	20	.371	3	4	4-5
Matt GOULAS	.315	60-60	235	44	74	13	4	3	38	104	.443	15	19	17	.394	5	9	14-18
Alex FUSELIER	.295	59-57	210	35	62	15	1	3	39	88	.419	26	5	46	.384	1	5	20-21
Tyler FREDERICK	.294	50-45	177	30	52	8	3	4	26	78	.441	18	6	27	.373	3	1	3-6
Justin ROBICHAUX	.279	41-39	147	15	41	5	0	1	24	49	.333	5	5	16	.323	1	3	2-3
Kyle OLASIN	.268	60-57	209	43	56	10	3	2	22	78	.373	21	11	30	.358	5	15	19-24
Lance MARVEL	.263	38-29	114	25	30	4	0	3	13	43	.377	11	5	29	.351	1	0	6-7
Brian BOWMAN	.237	34-26	97	27	23	6	1	0	12	31	.320	9	10	21	.356	2	4	17-19

Dustin ARDOIN	1.000	1-0	1	0	1	0	0	0	0	1	1.000	0	0	0	1.000	0	0	0-0
William LONG	.357	7-3	14	2	5	0	0	0	1	5	.357	2	0	3	.438	0	0	1-1
Kyle BOSTICK	.264	26-12	53	8	14	4	0	1	5	21	.396	1	1	8	.291	0	2	0-0
Dillon GUILLORY	.221	28-19	68	9	15	2	0	0	10	17	.250	6	2	20	.299	1	3	2-2
Trask SWITZENBERG	.121	18-11	33	8	4	1	0	0	1	5	.152	9	3	12	.356	0	3	3-3
Daniel NICHOLS	.000	6-2	6	0	0	0	0	0	3	0	.000	1	2	4	.250	3	0	0-0
Thad GRIFFEN	.000	4-1	5	1	0	0	0	0	0	0	.000	1	0	3	.167	0	0	0-0
Alex SPIKES	.000	6-0	3	0	0	0	0	0	0	0	.000	1	0	1	.250	0	0	0-0
Adam TODD	.000	7-0	3	0	0	0	0	0	0	0	.000	0	1	3	.250	0	0	0-0
Jon MASCH	.000	3-0	3	0	0	0	0	0	1	0	.000	0	0	1	.000	0	0	0-0
LOUISIANA	.291	60-60	2055	381	597	109	20	45	343	881	.429	189	90	350	.369	38	53	101-126
Opponents	.250	60-60	2039	263	510	96	6	30	228	708	.347	160	90	418	.330	17	50	38-61

LOB - UL (458), Opp (466). DPs turned - UL (60), Opp (39). IBB - UL (5), Frederick 2, Poirrier 2, Goulas 1, Opp (4). Picked off - Poirrier 3, Bowman 2, Olasin 1, Fontenot 1, Robichaux 1, Goulas 1, Marvel 1.

INDIVIDUAL PITCHING STATISTICS


PLAYER	ERA	W-L	APP-GS	CG	SHO	SV	IP	H	R	ER	BB	SO	2B	3B	HR	AB	B/AVG	WP	HBP	BK	SFA	SHA
Zach OSBORNE	2.37	9-4	16-16	5	2/0	0	121.2	100	43	32	21	112	14	2	7	450	.222	4	27	0	2	8
T.J. GEITH	4.67	6-2	15-15	0	0/0	0	90.2	96	57	47	22	64	21	0	6	354	.271	7	16	0	3	12

Manning DUHON	0.00	0-0	1-0	0	0/0	0	1.0	0	0	0	1	2	0	0	0	3	.000	0	0	0	0	0
Joey SATRIANO	2.66	3-0	24-1	0	0/0	5	50.2	47	23	15	14	36	9	1	3	189	.249	4	3	0	1	4
Ryland PARKER	2.83	2-1	15-1	0	0/1	2	28.2	16	13	9	12	24	1	1	2	96	.167	2	4	1	2	5
Thad GRIFFEN	2.87	1-0	9-0	0	0/0	0	15.2	14	5	5	8	15	2	0	2	56	.250	2	4	0	0	2
Randall BULLIARD	3.20	0-1	12-0	0	0/0	1	19.2	17	9	7	8	17	2	1	0	75	.227	5	4	0	0	1
Dayton MARZE	3.22	5-4	18-1	0	0/0	2	50.1	53	26	18	16	34	10	1	1	195	.272	2	9	1	1	8
Justin ROBICHAUX	3.55	2-1	6-4	0	0/0	1	25.1	30	12	10	3	14	4	0	0	96	.313	2	3	1	0	1
Chase TRAFFICA	3.76	3-3	10-4	0	0/0	0	26.1	31	15	11	14	23	11	0	1	101	.307	5	2	0	2	1
Michael COOK	4.17	3-2	11-11	0	0/1	0	45.1	47	23	21	21	26	7	0	2	172	.273	5	7	0	4	2
Blake WASCOM	4.38	0-0	10-0	0	0/1	0	12.1	10	6	6	5	16	5	0	1	42	.238	2	5	0	0	1
Taylor HUBBELL	4.42	4-4	20-7	0	0/0	1	55.0	49	31	27	15	35	10	0	5	210	.233	3	6	0	2	5
LOUISIANA	3.43	38-22	60-60	5	3/1	12	542.2	510	263	207	160	418	96	6	30	2039	.250	43	90	3	17	50
Opponents	5.57	22-38	60-60	4	2/1	12	528.2	597	381	327	189	350	109	20	45	2055	.291	45	90	3	38	53

PB - UL (5), Keefer 5, Opp (13). Pickoffs - UL (2), Osborne 2, Opp (10). SBA/ATT - Keefer (38-58), Geith (7-12), Osborne (8-11), Cook (6-9), Traffica (2-7), Robichaux (2-6), Marze (5-6), Bulliard (3-3), Hubbell (2-2), Griffen (0-1), Wascom (0-1), Parker (1-1).

INDIVIDUAL FIELDING STATISTICS

PLAYER	C	PO	A	E	FLD%	DPs	SBA	CSB	SBA%	PB	CI
Thad GRIFFEN	18	16	2	0	1.000	0	0	1	.000	0	0
Taylor HUBBELL	17	6	11	0	1.000	0	2	0	1.000	0	0
Adam TODD	12	11	1	0	1.000	0	0	0	---	0	0
Daniel NICHOLS	12	12	0	0	1.000	0	0	0	---	0	0
Brian BOWMAN	7	7	0	0	1.000	0	0	0	---	0	0
Blake WASCOM	2	0	2	0	1.000	0	0	1	.000	0	0
Alex SPIKES	1	1	0	0	1.000	0	0	0	---	0	0
Jon MASCH	1	1	0	0	1.000	0	0	0	---	0	0
Justin ROBICHAUX	368	322	45	1	.997	33	2	4	.333	0	0
Chad KEEFER	455	402	48	5	.989	2	38	20	.655	5	1
Kyle OLASIN	154	148	4	2	.987	0	0	0	---	0	0
Matt GOULAS	138	131	4	3	.978	2	0	0	---	0	0
Kyle BOSTICK	81	25	54	2	.975	14	0	0	---	0	0
Greg FONTENOT	297	104	184	9	.970	47	0	0	---	0	0
Dillon GUILLORY	150	135	10	5	.967	17	0	0	---	0	0
Alex FUSELIER	60	56	1	3	.950	0	0	0	---	0	0
Trask SWITZENBERG	60	45	12	3	.950	5	0	0	---	0	0
Dayton MARZE	20	9	10	1	.950	1	5	1	.833	0	0
Jordan POIRRIER	263	112	136	15	.943	35	0	0	---	0	0
T.J. GEITH	28	6	20	2	.929	1	7	5	.583	0	0
Tyler FREDERICK	112	33	70	9	.920	8	0	0	---	0	0
Michael COOK	12	3	8	1	.917	0	6	3	.667	0	0
Zach OSBORNE	35	8	24	3	.914	0	8	3	.727	0	0
Chase TRAFFICA	10	2	7	1	.900	0	2	5	.286	0	0
Randall BULLIARD	8	0	7	1	.875	0	3	0	1.000	0	0
Joey SATRIANO	14	3	9	2	.857	0	2	0	1.000	0	0
Lance MARVEL	34	26	3	5	.853	0	0	0	---	0	0
William LONG	10	2	5	3	.700	0	0	0	---	0	0
Ryland PARKER	6	2	1	3	.500	0	1	0	1.000	0	0
Dustin ARDOIN	0	0	0	0	.000	0	0	0	---	0	0
Manning DUHON	0	0	0	0	.000	0	0	0	---	0	0
LOUISIANA	2385	1628	678	79	.967	60	38	23	.623	5	1
Opponents	2310	1586	642	82	.965	39	101	25	.802	13	0



Season Superlatives

Team Game Highs

Batting

At bats	49 at South Alabama (Mar 21, 2010)
Runs scored	18 vs. Alcorn State (Mar 9, 2010)
Hits	18 at UALR (Apr 18, 2010)
RBIs	17 vs. Alcorn State (Mar 9, 2010)
Doubles	6 at New Orleans (May 7, 2010)
Triples	2, three times
Home runs	3, twice
Total bases	30 vs. Arkansas State (Mar 12, 2010)
Walks	10 vs. Le Moyne (Apr 23, 2010)
Strikeouts	11, twice
Sac hits	6 at South Alabama (Mar 21, 2010)
Sac flies	3, three times
Stolen bases	7 vs. Southern Miss (Mar 7, 2010)
Hit by pitch	8 vs. Alcorn State (Mar 9, 2010)

Pitching

Innings pitched	13.0 at La.-Monroe (May 21, 2010)
Runs allowed	15 at FIU (Apr 4, 2010)
Earned runs	12 at FIU (Apr 4, 2010)
Walks allowed	7, twice
Strikeouts	13, three times
Hits allowed	16, twice
Doubles allowed	7 at South Alabama (Mar 21, 2010)
Triples allowed	1, six times
Homers allowed	4 at New Orleans (May 7, 2010)

Individual Game Highs

Batting

At bats	7, Chad Keefer at La.-Monroe (May 21, 2010)
Runs scored	4, Alex Fuselier vs. Alcorn State (Mar 9, 2010)
Hits	4, three times
RBIs	5, four times
Doubles	3, Alex Fuselier at New Orleans (May 7, 2010)
Triples	2, Tyler Frederick vs. Southern (Mar 16, 2010)
Home runs	2, twice
Total bases	9, Jordan Poirrier vs. Arkansas State (Mar 12, 2010)
Walks	2, 24 times
Strikeouts	4, Tyler Frederick at UALR (Apr 18, 2010)
Sac hits	2, twice
Sac flies	2, twice
Stolen bases	4, Alex Fuselier vs. Alcorn State (Mar 9, 2010)
Hit by pitch	3, Matt Goulas vs. Alcorn State (Mar 9, 2010)

Pitching


Innings pitched	9.0, Zach Osborne, five times
Runs allowed	7, twice
Earned runs	7, T.J. Geith at South Alabama (Mar 21, 2010)
Walks allowed	4, four times
Strikeouts	13, Zach Osborne at South Alabama (Mar 19, 2010)
Hits allowed	10, three times
Doubles allowed	5, Zach Osborne vs. Florida Atlantic (Mar 26, 2010)
Triples allowed	1, six times
Homers allowed	3, Zach Osborne at New Orleans (May 7, 2010)

SCORE BY INNING

	1	2	3	4	5	6	7	8	9	Ex.	Total
LOUISIANA	43	47	49	43	46	38	46	39	26	4	381
Opponents	16	37	30	27	21	41	34	31	21	5	263

Attendance

Site	Dates	Total	Avg.	Largest Crowd
Home	31	58,803	1,896	2,912 vs. Nicholls State (Feb. 19)
Away	26	45,250	1,740	10,857 at LSU (March 24)
Total	57	104,053	1,825	10,857 at LSU (March 24)



Jordan Poirrier

Multi-Hit Games

Player	2	3	4	5+	Total
Greg FONTENOT	15	7	-	-	22
Chad KEEFER	16	4	1	-	21
Matt GOULAS	15	5	1	-	21
Jordan POIRRIER	13	7	-	-	20
Alex FUSELIER	15	1	1	-	17
Kyle OLASIN	12	2	-	-	14
Tyler FREDERICK	10	4	-	-	14
Justin ROBICHAUX	6	4	-	-	10
Brian BOWMAN	7	1	-	-	8
Lance MARVEL	4	2	-	-	6
Kyle BOSTICK	2	1	-	-	3
Dillon GUILLORY	3	-	-	-	3
William LONG	1	-	-	-	1
TEAM	119	38	3	-	160

Multi-RBI Games

Player	2	3	4	5+	Total
Jordan POIRRIER	7	8	1	-	16
Chad KEEFER	8	3	3	1	15
Greg FONTENOT	5	3	1	-	9
Alex FUSELIER	6	-	-	3	9
Tyler FREDERICK	7	1	-	-	8
Matt GOULAS	3	3	-	-	6
Kyle OLASIN	6	-	-	-	6
Justin ROBICHAUX	2	3	-	-	5
Dillon GUILLORY	-	2	-	-	2
Daniel NICHOLS	1	-	-	-	1
Lance MARVEL	1	-	-	-	1
Kyle BOSTICK	1	-	-	-	1
TEAM	47	23	5	4	79

Hitting Streaks

Player	'10 Long	Current
Chad KEEFER	22	-
Alex FUSELIER	14	1
Tyler FREDERICK	13	1
Jordan POIRRIER	9	-
Greg FONTENOT	9	2
Matt GOULAS	8	1
Kyle OLASIN	7	-
Justin ROBICHAUX	6	-
Kyle BOSTICK	5	-
Lance MARVEL	4	-
William LONG	4	-
Brian BOWMAN	4	-
Dillon GUILLORY	4	-
Trask SWITZENBERG	2	-
Dustin ARDOIN	1	1



Final 2010 Sun Belt Conference Standings

School	Conference					Overall				
	W	L	T	Pct.	Streak	W	L	T	Pct.	Streak
xz-LOUISIANA	21	9	0	.700	W5	38	22	0	.633	L2
xz-Florida Atlantic	21	9	0	.700	W2	37	24	0	.607	L1
Middle Tennessee	18	12	0	.600	L1	35	23	0	.603	L1
yz-FIU	17	13	0	.567	L2	36	25	0	.590	L2
South Alabama	17	13	0	.567	W1	32	27	0	.542	L2
Western Kentucky	16	14	0	.533	W1	35	23	0	.603	L2
Troy	16	14	0	.533	L1	36	25	0	.590	L1
Arkansas State	16	14	0	.533	L1	30	28	0	.517	L2
UALR	12	16	0	.429	W1	29	25	0	.537	W1
La.-Monroe	7	23	0	.233	L8	17	38	0	.309	L9
New Orleans	2	26	0	.071	L13	13	39	0	.250	W1

x - Sun Belt Conference champion | y - Sun Belt Tournament champion | z - NCAA Regional participant

SUN BELT LEADERS SUMMARY

TEAM BATTING

TEAM	G	AVG	AB	R	H	2B	3B	HR	BB	SO	SB-ATT
FIU	61	.337	2187	483	738	128	12	68	268	388	78-104
Middle Tennessee	58	.321	2134	457	686	122	12	88	206	385	46-69
Troy	61	.316	2192	521	692	115	15	100	255	403	50-71
South Alabama	59	.312	2095	443	654	120	10	48	215	366	102-130
Arkansas State	58	.312	2071	377	646	110	8	32	255	366	51-61
Florida Atlantic	61	.309	2150	420	664	120	14	77	258	402	48-69
Western Kentucky	58	.306	2085	456	638	110	22	58	254	400	63-83
LOUISIANA	60	.291	2055	381	597	109	20	45	189	350	101-126
UALR	54	.288	1836	398	528	110	11	44	240	384	69-92
New Orleans	52	.274	1781	287	488	96	6	57	173	401	39-62
La.-Monroe	55	.273	1911	317	522	81	7	41	187	380	39-55

TEAM PITCHING

TEAM	G	ERA	W	L	SV	IP	H	R	ER	BB	SO
LOUISIANA	60	3.43	38	22	12	542.2	510	263	207	160	418
Western Kentucky	58	4.33	35	23	10	519.2	551	298	250	167	474
Arkansas State	58	5.02	30	28	9	511.0	587	353	285	184	382
Florida Atlantic	61	5.47	37	24	12	546.0	636	373	332	205	424
Middle Tennessee	58	5.67	35	23	7	509.1	616	385	321	201	316
FIU	61	5.72	36	25	15	545.2	636	420	347	224	473
Troy	61	5.85	36	25	8	540.0	615	380	351	199	388
UALR	54	6.31	29	25	12	472.1	599	366	331	217	340
South Alabama	59	6.43	32	27	7	519.1	679	423	371	238	368
La.-Monroe	55	7.90	17	38	6	477.1	628	480	419	247	374
New Orleans	52	8.06	13	39	4	446.2	616	481	400	232	282

INDIVIDUAL BATTING

PLAYER	G	AVG	AB	R	H	2B	3B	HR	RBI	BB
Garrett Wittels, FIU	56	.413	242	47	100	21	2	2	60	22
Blake McDade, MT	58	.399	223	63	89	19	3	6	47	41
Justin Guidry, MT	58	.389	244	48	95	15	0	7	51	10
Mike Martinez, FIU	61	.378	238	47	90	19	1	9	55	26
Andy Mee, FAU	61	.378	262	58	99	17	5	8	55	20
Murray Watts, ASU	58	.374	222	45	83	13	1	13	65	45
Dan Scheffler, FAU	61	.371	224	67	83	22	3	15	65	34
Matt Rice, WKU	58	.369	241	51	89	16	3	10	65	31
Chase Whitley, TROY	59	.364	236	60	86	11	3	10	56	31
Jeremy Patton, FIU	60	.364	231	50	84	19	2	8	45	35

INDIVIDUAL PITCHING

PLAYER	APP	ERA	W-L	IP	H	R	ER	BB	SO	B/AVG
Zach Osborne, UL	16	2.37	9-4	121.2	100	43	32	21	112	.222
Matt Ridings, WKU	14	3.01	9-1	92.2	77	38	31	17	90	.218
Adam Champion, UALR	14	3.11	7-4	98.1	93	38	34	33	74	.253
Chase Whitley, TROY	32	3.68	7-3	66.0	48	28	27	24	65	.211
Mike Gipson, FAU	16	3.70	8-2	112.0	98	50	46	43	96	.234
Jacob Lee, ASU	15	3.80	8-3	92.1	85	45	39	35	83	.246
Ross Humes, ASU	22	4.11	5-4	72.1	87	44	33	14	41	.298
Andrew Dickinson, TROY	18	4.15	7-5	112.2	114	57	52	23	71	.264
Chad Edwards, MT	13	4.21	8-2	83.1	89	45	39	17	51	.269
D.D. Hanks, USA	16	4.28	10-6	96.2	120	54	46	22	86	.298

FIRST TEAM ALL-SUN BELT

Zach Osborne (Louisiana, Sr., SP)

- Matt Ridings (WKU, Sr., SP)
- Rye Davis (WKU, R-So., RP)
- Matt Rice (WKU, Jr., C)
- Dan Scheffler (Florida Atlantic, Jr., 1B)
- Justin Miller (Middle Tennessee, Jr., 2B)
- Garrett Wittels (FIU, So., 3B)
- Adam Bryant (Troy, Jr., SS)
- Bryce Brentz (Middle Tennessee, Jr., OF)
- Kes Carter (WKU, So., OF)
- Andy Mee (Florida Atlantic, Jr., OF)
- Justin Guidry (Middle Tennessee, So., DH)
- Chase Whitley (Troy, Jr., UTIL)

SECOND TEAM ALL-SUN BELT

- Adam Champion (UALR, Sr., SP)
- Mike Gipson (Florida Atlantic, Jr., SP)
- Chase Whitley (Troy, Jr., RP)
- Chad Keefer (Louisiana, Sr., C)**
- Murray Watts (Arkansas State, Jr., 1B)
- Matt Payton (WKU, Sr., 2B)
- Tyler Burnett (Middle Tennessee, Jr., 3B)
- Nick Delguidice (Florida Atlantic, Jr., SS)
- Todd Baumgartner (Arkansas State, Jr., OF)
- Steven Felix (Troy, Sr., OF)
- Mike Martinez (FIU, So., OF)
- Chase Whitley (Troy, Jr., DH)
- Tyson Parks (UALR, Sr., UTIL)

Player of the Year

Garrett Wittels (FIU, So., 3B)

Pitcher of the Year

Matt Ridings (WKU, Sr., SP)

Freshman of the Year

Jabari Henry (FIU, Fr., OF)

2010 Ron Maestri Coach of the Year

John McCormack, Florida Atlantic

SUN BELT TOURNAMENT

Wednesday, May 26

- Game 1 - (5) South Alabama 7, (4) FIU 1
- Game 2 - (1) FAU 9, (8) Western Kentucky 8 (13 inn.)
- Game 3 - (7) Arkansas State 8, (2) Louisiana 6
- Game 4 - (6) Troy 15, (3) Middle Tennessee 4

Thursday, May 27

- Game 5 - (4) FIU 7, (8) Western Kentucky 3
- Game 6 - (3) Middle Tennessee 3, (2) Louisiana 0
- Game 7 - (1) FAU 10, (5) South Alabama 9
- Game 8 - (7) Arkansas State 12, (6) Troy 2 (8 inn.)

Friday, May 28

- Game 9 - (4) FIU 10, (5) South Alabama 9
- Game 10 - (6) Troy 6, (3) Middle Tennessee 5
- Game 11 - (4) FIU 18, (1) FAU 16 (13 inn.)

Saturday, May 29

- Game 12 - (6) Troy 12, (7) Arkansas State 5
- Game 13 - (4) FIU 11, (1) FAU 9
- Game 14 - (6) Troy 12, (7) Arkansas State 8

Sunday, May 30

- Championship - (4) FIU 14, (6) Troy 10

NCAA REGIONALS

Coral Gables Regional

Friday, June 4

- (2) Texas A&M 17, (3) FIU 3

Saturday, June 5

- (4) Dartmouth 15, (3) FIU 9

Gainesville Regional

Friday, June 4

- (3) Oregon State 6, (2) Florida Atlantic 4

Saturday, June 5

- (2) Florida Atlantic 12, (4) Bethune-Cookman 6

Sunday, June 6

- (2) Florida Atlantic 11, (3) Oregon State 7
- (1) Florida 15, (2) Florida Atlantic 0

Austin Regional

Friday, June 4

- (3) Louisiana 1, (2) Rice 0

Saturday, June 5

- (1) Texas 4, (3) Louisiana 2

Sunday, June 6

- (2) Rice 9, (3) Louisiana 1



2011 Ragin' Cajuns Baseball Record Book

**Chris Webb
(1996)**

Webb, in his only season with the Cajuns, etched his name in the school annals with a school-record-long 23-game hitting streak.



**Lionel Kleinpeter
(1963-64)**

During his All-America season of 1964, Kleinpeter set the single-season school mark with a .418 batting average. Kleinpeter was also UL's first All-American.



**Kolin Hatfield
(2007-08)**

Hatfield was the last Cajun to hit three home runs in a game, doing so at FIU on March 31, 2007. He also holds the school record for single-game RBI, with nine recorded that same day.



CATEGORY	GAME	SEASON	CAREER
Games Played		69, Rick Haydel/Steven Feehan 2000	236, Steven Feehan 1997-2000
Games Started		69, Steven Feehan 2000	219, Steven Feehan 1997-2000
At Bats	7 by 25 players last by Chad Keefer at La.-Monroe (5/21/10)	272, Josh Landry 2005	809, Steven Feehan 1997-2000
Batting Average		.418, Lionel Kleinpeter 1964	.381, Nathan Nelson 1998-2000
Runs Scored	5 by seven players last by Scott Hawkins vs. UALR (5/12/07)	84, Joe Burnett 1990	201, Steven Feehan 1997-2000
Hits	5 by 18 players last by Kolin Hatfield at FIU (3/31/07)	101, Nathan Nelson 2000	250, Steven Feehan 1997-2000
Doubles	3 by 11 players last by Alex Fuselier at New Orleans (5/7/10)	25, Kevin Meyers 1989	54, Jonathan Lucroy 2005-07
Triples	2 by 12 players last by Tyler Frederick vs. Southern (3/16/10)	10, John Coker (2005) Damian Grossie (1989) Brian Robinson (1983)	20, Damian Grossie 1988-91
Home Runs	3 by seven players last by Kolin Hatfield at FIU (3/31/07)	19, David King (1989) David Alvis (1985)	42, Scott Hawkins 2006-09
Runs Batted In	9 by two players last by Kolin Hatfield at FIU (3/31/07)	75, Greg Blevins 1990	184, Jonathan Lucroy 2005-07
Total Bases	15, Kolin Hatfield at FIU (3/31/07)	154, Papo Ramos 1992	399, Damian Grossie (1988-91) Ron Robicheaux (1983-86)
Walks	4 by several players last by Nolan Gisclair at Southeastern Louisiana (4/23/08)	61, Phillip Hawke 2005	160, Phillip Hawke 2002-05
Hit by Pitch	3 by three players last by Matt Goulas vs. Alcorn State (3/9/10)	19, Matt Goulas 2010	48, Jefferies Tatford 2004-07
Sacrifice Hits	3, Matt Hicks vs. Lamar (4/1/08)	15, Kyle Olatin 2010	24, Matt Goulas (2008-10) Devon Bourque (2004-07)
Sacrifice Flies	3, Steve Porter vs. Dartmouth (3/20/91)	11, Josh Landry 2006	21, Ken Meyers 1989-92
Strikeouts	4 by several players last by Tyler Frederick at UALR (4/18/10)	65, Rick Haydel 2000	166, Damian Grossie 1988-91
Stolen Bases	4 by several players last by Alex Fuselier vs. Alcorn State (3/9/10)	52, Joe Burnett 1990	69, Mickey Berry 1977-78
Slugging Percentage		.890, David King 1989	.668, Justin Hemme 1997-98
Hitting Streak	23, Chris Webb (April 6-May 15, 1996); 22, Chad Keefer (March 6-April 9, 2010); 21, Xavier Alexander (Feb. 13-March 27, 2007); 21, Pete Guajardo (April 28, 1990-March 10, 1991); 20, Dallas Morris (Feb. 27-April 1, 2005); 20, Butch Harris (Feb. 13-March 13, 1989); 20, Benny Burke (March 14-April 15, 1986)		



**Hunter Moody
(2005-08)**

The Clinton native ended his four-year career as the winningest pitcher in school history with a 31-7 overall record. He finished with an .816 lifetime winning percentage



**Javi DeJesus
(1990-92)**

DeJesus owns the best career record on the mound in school history, as the left-hander went an amazing 23-1 in three seasons, including a 13-0 record in 1992.



**Kraig Schambough
(2002-05)**

The Carencro native is the only pitcher in school history to appear in 100 career games. Schambough also set the school record with 12 career saves.



CATEGORY	GAME	SEASON	CAREER
Games Played		34, Brannon Baranowski 1999	100, Kraig Schambough 2002-05
Games Started		20, Phil Devey 1998	52, Hunter Moody (2005-08) Eric Templet (1998-2001)
Complete Games		12, Jose Alvarez (1978) Carl Meche (1974)	23, Harry Stelly 1963-66
Earned Run Average		0.72, Harry Stelly 1964	1.63, Harry Stelly 1963-66
Shutouts		5, Jose Alvarez 1978	8, Jose Alvarez 1977-78
Innings Pitched	18.0, David Sanches vs. McNeese State (3/27/71)	137.0, Trey Poland 1997	367.1, Andy Gros 2000-03
Victories		14, Gary Haught 1991	31, Hunter Moody 2005-08
Losses		11, Greg Landry 1987	20, Todd Credeur 1982-85
Saves		9, Justin Robichaux 2008	12, Justin Robichaux (2007-10) Kraig Schambough (2002-05)
Winning Percentage		1.000 [7-0], Matt Pilgreen (2007) [12-0], Austin Faught (2005) [13-0], Javi DeJesus (1992) [8-0], Ray Taliaferro (1952) [10-0], Bill Lantrip (1951)	.958 [23-1], Javi DeJesus 1990-92
Strikeouts	18, Jerry Martin vs. McNeese State (4/26/58)	165, Phil Devey 1999	352, Phil Devey 1997-99
Walks	10 by two players last by Josue' Salva vs. Stetson (2/14/86)	64, Josue' Salva 1986	155, Todd Credeur 1982-85
Hits Allowed	16 by two players last by Cody Robbins vs. Louisiana Tech (5/15/97)	129, Justin Gabriel 2002	356, Hunter Moody (2005-08) Kevin Ardoin (2002-05)
Runs Allowed	14, Xavier Hernandez vs. South Alabama (3/9/85)	91, Greg Landry 1987	197, Eric Templet 1998-2001
Earned Runs Allowed	11, Adam Lamle vs. New Orleans (4/24/87)	63, Steve Walter 1991	149, Eric Templet 1998-2001
Wild Pitches	4 by two players last by Kevin Ardoin at Arkansas State (4/1/05)	18, Greg Landry 1987	30, Eric Templet 1998-2001
Putouts	19, Alan Mauney vs. Kansas State (3/13/86)	582, Danny Massiatte 1999	1,591, Phillip Hawke 2002-05
Assists	9 by three players last by Kyle Bostick vs. Stephen F. Austin (4/14/09)	206, Tommy Bates 1991	506, Mark Lalande 1979-82
Errors	4 by two players last by Tommy Bates vs. Tulane (2/14/90)	35, Jason Gonzales 1993	75, Mark Lalande 1979-82



BATTING

GAMES PLAYED

- 1) 69 Steven Feehan (2000)
- 69 Rick Haydel (2000)
- 3) 68 Ryan Gill (2000)
- 68 Tommy Bates (1991)
- 5) 67 Four players tied with

GAMES STARTED

- 1) 69 Steven Feehan (2000)
- 69 Rick Haydel (2000)
- 3) 68 Ryan Gill (2000)
- 4) 67 Nathan Nelson (2000)
- 5) 66 John Coker (2005)
- 66 Danny Massiatte (2000)

AT BATS

- 1) 272 Josh Landry (2005)
- 2) 271 Nathan Nelson (2000)
- 3) 270 Ryan Gill (2000)
- 4) 264 Jonathan Lucroy (2007)
- 5) 262 Steven Feehan (2000)

BATTING AVERAGE

- 1) .418 Lionel Kleinpeter (1964)
- 2) .407 David King (1989)
- 3) .398 Chris Webb (1996)
- 4) .393 Butch Harris (1989)
- 5) .384 Matt Raxdale (1989)

RUNS SCORED

- 1) 84 Joe Burnett (1990)
- 2) 82 John Coker (2005)
- 3) 70 Papo Ramos (1992)
- 4) 68 Steven Feehan (1999)
- 5) 65 Steven Feehan (2000)

HITS

- 1) 101 Nathan Nelson (2000)
- 2) 95 Jonathan Lucroy (2007)
- 3) 93 Ryan Gill (2000)
- 4) 92 Dallas Morris (2005)
- 5) 89 Corey Coles (2003)

DOUBLES

- 1) 25 Kevin Meyers (1989)
- 2) 23 Greg Blevins (1990)
- 23 Chris Webb (1996)
- 4) 21 Ryan Gill (2000)
- 21 Justin Merendino (2004)

TRIPLES

- 1) 10 John Coker (2005)
- 10 Brian Robinson (1993)
- 10 Damian Grossie (1989)
- 4) 8 Mitch Duplantis (1989)
- 8 Jerry Nalley (1979)

HOME RUNS

- 1) 19 David King (1989)
- 19 David Alvis (1985)
- 3) 18 Jonathan Lucroy (2007)
- 4) 16 Scott Hawkins (2007)
- 16 Justin Hemme (1998)
- 16 Papo Ramos (1992)

RUNS BATTED IN

- 1) 75 Greg Blevins (1990)
- 2) 73 Chris Howard (1988)
- 3) 68 Jonathan Lucroy (2007)
- 68 Jonathan Lucroy (2006)
- 68 Phillip Hawke (2005)
- 68 Damian Grossie (1989)

TOTAL BASES

- 1) 174 Jonathan Lucroy (2007)
- 2) 154 Papo Ramos (1992)
- 3) 149 Damian Grossie (1989)
- 4) 148 Corey Coles (2003)
- 5) 146 Dallas Morris (2005)

WALKS

- 1) 61 Phillip Hawke (2005)
- 2) 55 Joe Burnett (1990)
- 55 Butch Harris (1990)
- 4) 53 Ron Vincent (1989)
- 5) 52 John Coker (2005)
- 52 Justin Hemme (1998)

HIT-BY-PITCH

- 1) 19 Matt Goulas (2010)
- 2) 17 Jefferies Tatford (2006)
- 17 Jason Shirey (1992)
- 17 Mickey Berry (1978)
- 5) 16 Jefferies Tatford (2007)

SACRIFICE HITS

- 1) 15 Kyle Olasin (2010)
- 2) 12 John Coker (2005)
- 3) 11 William Long (2008)
- 11 Devon Bourque (2007)
- 11 Devon Bourque (2006)
- 11 Ray Dees (2003)
- 11 Zach Wilson (1997)

SACRIFICE FLIES

- 1) 11 Josh Landry (2006)
- 2) 9 Dallas Morris (2005)
- 3) 8 Chad Keefer (2010)
- 8 Pete Guajardo (1991)
- 5) 7 Chad Keefer (2009)
- 7 Jonathan Lucroy (2006)
- 7 Ken Meyers (1992)
- 7 Tommy Bates (1990)
- 7 Greg Blevins (1990)

STOLEN BASES

- 1) 52 Joe Burnett (1990)
- 2) 45 Mickey Berry (1978)
- 3) 36 Ruben Rodriguez (1988)
- 4) 34 Papo Ramos (1992)
- 5) 33 Nathan Nelson (2000)

SLUGGING PERCENTAGE

- 1) .890 David King (1989)
- 2) .740 Dallas Morris (2004)
- 3) .722 Mark Trosclair (1972)
- 4) .706 Eddie Citronelli (1987)
- 5) .702 Justin Hemme (1998)

LONGEST HIT STREAKS

- 1) 23 Chris Webb (1996)
- 2) 22 Chad Keefer (2010)
- 3) 21 Xavier Alexander (2007)
- 21 Pete Guajardo (1990-91)
- 5) 20 Dallas Morris (2005)
- 20 Butch Harris (1989)
- 20 Benny Burke (1986)

PITCHING

GAMES PITCHED

- 1) 34 Brannon Baranowski (1999)
- 2) 30 Danny Farquhar (2007)
- 30 Buddy Yen (1998)
- 30 Merv Waukau (1986)
- 5) 29 Blake Haagen (2009)
- 29 Gordon O'Brien (2000)

COMPLETE GAMES

- 1) 12 Jose Alvarez (1978)
- 12 Carl Meche (1974)
- 3) 11 Howard Landry (1988)
- 4) 10 Donne Wall (1989)
- 10 Danny McIver (1974)

INNINGS PITCHED

- 1) 137.0 Trey Poland (1997)
- 2) 131.2 Phil Devey (1998)
- 131.2 Justin Gabriel (2002)
- 4) 131.0 Scott Dohmann (2000)
- 5) 125.1 Andy Gros (2002)
- 125.1 Gary Haught (1991)

EARNED RUN AVERAGE

- 1) 0.72 Harry Stelly (1965)
- 2) 1.14 Weldon Mire (1970)
- 3) 1.26 Harry Stelly (1964)
- 4) 1.48 David Sanchez (1972)
- 5) 1.76 Donne Wall (1989)

STRIKEOUTS

- 1) 165 Phil Devey (1999)
- 2) 143 Phil Devey (1998)
- 3) 140 Trey Poland (1997)
- 4) 133 Donne Wall (1989)
- 5) 130 Scott Dohmann (2000)

GAMES STARTED

- 1) 20 Phil Devey (1998)
- 2) 19 Scott Dohmann (2000)
- 19 Phil Devey (1999)
- 4) 18 Donne Wall (1989)
- 5) 17 Kevin Ardoin (2005)
- 17 Justin Gabriel (2002)
- 17 Justin Gabriel (2000)

SHUTOUTS

- 1) 5 Jose Alvarez (1978)
- 2) 3 Six pitchers

VICTORIES

- 1) 14 Gary Haught (1991)
- 2) 13 Scott Dohmann (2000)
- 13 Javi DeJesus (1992)
- 4) 12 Hunter Moody (2006)
- 12 Austin Faught (2005)
- 12 Trey Poland (1997)
- 12 Cody Robbins (1997)
- 12 Donne Wall (1989)

SAVES

- 1) 9 Justin Robichaux (2008)
- 2) 8 Aaron Welbourne (2000)
- 3) 7 Greg Kroeger (1990)
- 4) 6 Eight pitchers

FIELDING

PUTOUTS

- 1) 582 Danny Massiatte (1999)
- 2) 551 Danny Massiatte (2000)
- 3) 526 Craig Fryman (1981)
- 4) 489 Jonathan Lucroy (2007)
- 5) 482 Oswaldo Aguirre (1997)

ASSISTS

- 1) 204 Tommy Bates (1991)
- 2) 184 Greg Fontenot (2010)
- 184 Kyle Bostick (2009)
- 4) 174 Zach Wilson (1997)
- 5) 173 Devon Bourque (2007)



Steven Feehan
(1997-2000)

Feehan, a four-year starter, holds five career records, including games played (236), games started (219), at bats (809), runs scored (201) and hits (250).



Jonathan Lucroy
(2005-2007)

Lucroy set the career record for doubles (54), RBI (184) and total bases (414) in just three seasons. He hit .356 for his career. A freshman All-American in 2005, Lucroy led the Cajuns with a .379 batting average as a rookie. As a junior in 2007, he led the team with 95 hits.



Scott Hawkins
(2006-2009)

Hawkins finished his career as the school record holder for career home runs with 42. The Collierville, Tenn., native posted double figures in home runs each of his final three seasons. He's also in the career Top 5 for games played and started, at bats, runs scored, doubles, and total bases.

BATTING

GAMES PLAYED

- 1) 236 Steven Feehan (1997-00)
- 2) 226 Phillip Hawke (2002-05)
- 3) 219 Josh Landry (2003-06)
- 4) 213 Scott Hawkins (2006-09)
- 213 Todd Thomas (1983-86)

RUNS SCORED

- 1) 201 Steven Feehan (1997-00)
- 2) 161 Scott Hawkins (2006-09)
- 3) 158 Josh Landry (2003-06)
- 4) 157 Damian Grossie (1988-91)
- 5) 154 Dallas Morris (2002-05)

HOME RUNS

- 1) 42 Scott Hawkins (2006-09)
- 2) 39 Ron Robicheaux (1983-86)
- 3) 36 Damian Grossie (1988-91)
- 4) 35 Jonathan Lucroy (2005-07)
- 5) 33 David Alvis (1982-85)

HIT-BY-PITCH

- 1) 48 Jefferies Tatford (2004-07)
- 2) 34 Matt Goulas (2008-10)
- 3) 33 Bryan Sneed (2001-03)
- 4) 30 Steven Feehan (1997-00)
- 5) 29 Jason Shirey (1991-92)

STOLEN BASES

- 1) 69 Mickey Berry (1977-78)
- 2) 63 Papo Ramos (1991-92)
- 3) 57 Steven Feehan (1997-00)
- 57 Brian Wooley (1982-84)
- 5) 53 Ruben Rodriguez (1987-88)

GAMES STARTED

- 1) 219 Steven Feehan (1997-00)
- 2) 203 Scott Hawkins (2006-09)
- 3) 194 Phillip Hawke (2002-05)
- 4) 191 Dallas Morris (2002-05)
- 5) 184 Josh Landry (2003-06)

HITS

- 1) 250 Steven Feehan (1997-00)
- 2) 241 Jonathan Lucroy (2005-07)
- 3) 238 Dallas Morris (2002-05)
- 238 Oswaldo Aguirre (1994-97)
- 5) 237 Josh Landry (2003-06)

RUNS BATTED IN

- 1) 184 Jonathan Lucroy (2005-07)
- 2) 181 Damian Grossie (1988-91)
- 3) 174 Ron Robicheaux (1983-86)
- 4) 167 David Alvis (1982-85)
- 5) 159 Oswaldo Aguirre (1994-97)

SACRIFICE HITS

- 1) 24 Matt Goulas (2008-10)
- 24 Devon Bourque (2004-07)
- 3) 22 Dallas Morris (2002-05)
- 4) 21 Ian Calais (1996-99)
- 5) 20 Kyle Olatin (2009-10)
- 20 Todd Thomas (1983-86)

SLUGGING PERCENTAGE

- 1) .668 Justin Hemme (1997-98)
- 2) .619 Papo Ramos (1991-92)
- 3) .612 Jonathan Lucroy (2005-07)
- 4) .604 Al Torregano (1970-72)
- 5) .592 Butch Harris (1989-90)

AT-BATS

- 1) 809 Steven Feehan (1997-00)
- 2) 769 Josh Landry (2003-06)
- 3) 766 Scott Hawkins (2006-09)
- 4) 757 Damian Grossie (1988-91)
- 5) 719 Dallas Morris (2002-05)

DOUBLES

- 1) 54 Jonathan Lucroy (2005-07)
- 2) 53 Oswaldo Aguirre (1994-97)
- 3) 51 Steven Feehan (1997-00)
- 4) 49 Jefferies Tatford (2004-07)
- 5) 42 Scott Hawkins (2006-09)

TOTAL BASES

- 1) 414 Jonathan Lucroy (2005-07)
- 2) 413 Scott Hawkins (2006-09)
- 3) 399 Damian Grossie (1988-91)
- 399 Ron Robicheaux (1983-86)
- 5) 381 Dallas Morris (2002-05)

SACRIFICE FLIES

- 1) 21 Ken Meyers (1989-92)
- 2) 17 Josh Landry (2003-06)
- 17 Dallas Morris (2002-05)
- 4) 16 Jonathan Lucroy (2005-07)
- 5) 15 Chad Keefer (2009-10)
- 15 Oswaldo Aguirre (1994-97)
- 15 Tommy Bates (1990-91)

BATTING AVERAGE

- 1) .381 Nathan Nelson (1998-00)
- 2) .369 Corey Coles (2002-03)
- 3) .362 Papo Ramos (1991-92)
- 4) .358 Butch Harris (1989-90)
- 5) .356 Jonathan Lucroy (2005-07)

TRIPLES

- 1) 20 Damian Grossie (1988-91)
- 2) 18 Mitch Duplantis (1987-90)
- 3) 13 Josh Landry (2003-06)
- 4) 12 Brian Robinson (1982-83)
- 5) 11 Ron Robicheaux (1983-86)
- 11 Major Swindler (1967-70)

WALKS

- 1) 160 Phillip Hawke (2002-05)
- 2) 153 Ken Meyers (1989-92)
- 3) 105 Steven Feehan (1997-00)
- 105 Todd Thomas (1983-86)
- 5) 98 Devon Bourque (2004-07)

PITCHING

GAMES PITCHED

- 1) 100 Kraig Schambough (2002-05)
- 2) 86 Andy Gros (2000-03)
- 3) 80 Mike Gautreau (1991-94)
- 4) 76 Kevin Ardoin (2002-05)
- 5) 71 Garrett O'Connor (1982-85)

COMPLETE GAMES

- 1) 23 Harry Stelly (1963-66)
- 2) 20 Jose Alvarez (1977-78)
- 3) 17 Xavier Hernandez (1984-86)
- 4) 16 Gary Haught (1991-92)
- 16 Cody Robbins (1993-95, 97)

INNINGS PITCHED

- 1) 367.1 Andy Gros (2000-03)
- 2) 354.2 Hunter Moody (2005-08)
- 3) 346.0 Kevin Ardoin (2002-05)
- 4) 314.0 Phil Devey (1997-99)
- 5) 306.0 Eric Templet (1998-01)

EARNED RUN AVERAGE

- 1) 1.63 Harry Stelly (1963-66)
- 2) 1.74 Leslie O'Neal (1962-63, 65-66)
- 3) 1.94 Jose Alvarez (1977-78)
- 4) 1.98 Carl Meche (1971-74)
- 5) 2.03 Ron Guidry (1969-70)

STRIKEOUTS

- 1) 353 Phil Devey (1997-99)
- 2) 323 Kevin Ardoin (2002-05)
- 3) 308 Andy Gros (2000-03)
- 4) 290 Eric Templet (1998-01)
- 5) 284 Hunter Moody (2005-08)

GAMES STARTED

- 1) 52 Hunter Moody (2005-08)
- 52 Eric Templet (1998-01)
- 3) 47 Kevin Ardoin (2002-05)
- 4) 46 Todd Credeur (1982-85)
- 5) 43 Scott Dohmann (1998-00)
- 43 Cody Robbins (1993-95, 97)

SHUTOUTS

- 1) 8 Jose Alvarez (1977-78)
- 2) 6 Xavier Hernandez (1984-86)
- 3) 4 Gary Haught (1991-92)
- 4 Ron Guidry (1969-70)
- 4 Weldon Mire (1967-70)

VICTORIES

- 1) 31 Hunter Moody (2005-08)
- 2) 26 Andy Gros (2000-03)
- 26 Scott Dohmann (1998-00)
- 4) 25 Eric Templet (1998-01)
- 5) 24 Phil Devey (1997-99)

SAVES

- 1) 12 Justin Robichaux (2007-10)
- 12 Kraig Schambough (2002-05)
- 3) 11 Danny Farquhar (2006-08)
- 4) 10 Mike Gautreau (1991-94)
- 5) 9 Kevin Ardoin (2002-05)
- 9 Brannon Baranowski (1998-99)
- 9 Tracy Johnson (1982-85)

FIELDING

PUTOUTS

- 1) 1,591 Phillip Hawke (2002-05)
- 2) 1,310 David Alvis (1982-85)
- 3) 1,276 Oswaldo Aguirre (1994-97)
- 4) 1,133 Danny Massiatte (1999-00)
- 5) 978 Jonathan Lucroy (2005-07)

ASSISTS

- 1) 506 Mark Lalande (1978-82)
- 2) 460 Todd Thomas (1983-86)
- 3) 436 Ian Calais (1996-99)
- 4) 399 Dallas Morris (2002-05)
- 5) 392 Rick Haydel (1998-01)



**Gary Haught
(1991-92)**

Haught's 14 victories on the mound in 1991 still stand as the single-season school record. Hunter Moody was last Cajuns pitcher to make a run at the record, winning 12 in 2006.



**Andy Gros
(2000-2003)**

Gros is the school's all-time leader in innings pitched (367.1). He currently ranks third all-time in career strikeouts (308). In his freshman year (2000) he helped guide the Cajuns to their first-ever World Series appearance. As a freshman, he was a Collegiate Baseball All-America honorable mention selection.



**Phil Devey
(1997-99)**

Devey is one of only three Cajuns pitchers to strikeout 300 batters in a career, tossing a school-record 353 strikeouts in three seasons. He still holds the top two single-season strikeout marks.

MISCELLANEOUS

Games Played, Season: 69 in 1991, 2000

Games Won, Season: 49 in 1989 [49-13], 1991 [49-20], 2000 [49-20]

Games Lost, Season: 33 in 1996 [25-33]

Highest Winning Pct., Season: .805 in 1972 (33-8)

Lowest Winning Pct., Season: .304 in 1979 (14-32)

Home Games Won, Season: 43 in 1989

Fewest Home Games Won, Season: 4 in 1979

Home Games Lost, Season: 19 in 1979

Fewest Home Games Lost, Season: 2 in 2007

Road Games Won, Season: 22 in 1985

Road Games Lost, Season: 19 in 1986 and 1987

Conference Games Won, Season: 24 in 1999

Conference Games Lost, Season: 15 in 1995, 2001 and 2009

Longest Winning Streak, Season: 17, twice
February 18-March 15, 2000
March 16-April 3, 1994

Longest Losing Streak, Season: 10 in 2003
February 28-March 15, 2003

Longest Losing Streak, Overall: 10
May 15, 1992-February 21, 1993

Home Winning Streak: 13

Home Losing Streak: 7
April 1-10, 1979

Road Winning Streak: 6
March 20-April 1, 1997

Road Losing Streak: 11
February 11-March 21, 2003

Conference Winning Streak: 12 in 2010

Conference Losing Streak: 6 in 1993-94, 2001 and 2009

Most Games, Opponent: 146, New Orleans

Most Wins, Opponent: 83, McNeese State

Most Losses, Opponent: 71, Lamar

Most Consecutive Wins, Opponent: 18, Louisiana Tech
May 5, 1996-May 18, 2000

Most Consecutive Losses, Opponent: 17, South Alabama
May 8, 1992-April 4, 1997

Largest Margin of Victory:
26 vs. Texas College (26-0) on February 22, 1989

Largest Margin of Defeat:
17 vs. Northwestern State (4-21) on April 8, 1997

Most Consecutive Wins to Open Season: 13
February 18-March 6, 1994

Most Consecutive Games Without a Win to Open Season: 4 in 1940, 1941 and February 7-10, 1986

Consecutive Games Without a Shutout: 127
February 22, 2005-March 4, 2006

SINGLE-GAME RECORDS

BATTING

At-Bats: 54 vs. Nebraska (Feb. 20, 2009) – 15 inn.

Runs Scored (Game): 28 vs. UALR (May 12, 2007)

Runs Scored (Inning):
13 vs. Southern (April 2, 1987) - 2nd Inning

Hits: 27 at New Mexico State (May 6, 2005)

Doubles: 9, twice
vs. UALR (May 18, 1999)
vs. Prairie View A&M (February 10, 1996)

Triples: 4, three times
vs. Southeastern Louisiana (March 15, 1988)
vs. Arkansas Tech (March 5, 1988)
vs. New Orleans (March 19, 1983)

Home Runs: 7, two times
vs. Texas College (February 22, 1989)
vs. Louisiana College (April 15, 1987)

RBI: 25 vs. UALR (May 12, 2007)

Total Bases: 44, three times
vs. Louisiana Tech (May 3, 1997)
vs. Texas College (February 22, 1989)
vs. Louisiana College (April 15, 1987)

Stolen Bases: 13 vs. Ouachita Baptist (March 5, 1988)

Sacrifice Hits: 6, twice
at South Alabama (March 21, 2010)
vs. FIU (April 11, 1999)

Sacrifice Flies: 5 vs. Dartmouth (March 20, 1991)

Walks: 18 vs. Nicholls State (April 12, 1995)

Hit by Pitch: 8 vs. Alcorn State (March 9, 2010)

Strikeouts: 22, vs. Nebraska (Feb. 20, 2009) – 15 inn.

FIELDING

Double Plays Turned: 6
vs. New Orleans (May 16, 2009)

Putouts: 45, twice
vs. Nebraska (Feb. 20, 2009)
vs. Tulane (March 13, 1977)

Assists: 30 vs. Tulane (March 13, 1977)

Errors: 8, two times
vs. McNeese State (April 2, 1996)
vs. Maine (March 24, 1990)

PITCHING

Innings Pitched: 23 vs. McNeese State (March 27, 1971)**

Hits Allowed: 27 vs. Lamar (March 31, 1996)

Runs Allowed: 24 vs. Texas (April 12, 1974)

Earned Runs Allowed: 17, two times
vs. Rice (March 19, 2008)
vs. New Orleans (May 16, 1998)

Strikeouts: 19 vs. Kansas State (March 19, 1986)

Walks: 14, three times
vs. Oklahoma State (March 7, 1996)
vs. Southeastern Louisiana (February 19, 1986)
vs. Tulane (April 18, 1985)

Wild Pitches: 5, two times
vs. TCU (February 13, 1989)
vs. Texas-Pan American (February 21, 1986)

*** Prior to Louisiana joining Division I*

SINGLE-SEASON RECORDS

BATTING

At-Bats: 2,365 in 2005 (67 games)

Runs Scored: 575 in 1989 (62 games)

Hits: 774 in 2005 (67 games)

Doubles: 155 in 2005 (67 games)

Triples: 46 in 1989 (62 games)

Home Runs: 83 in 2000 (69 games)

RBI: 491 in 1989 (62 games)

Total Bases: 1,170 in 2005 (67 games)

Stolen Bases: 145 in 1991 (69 games)

Sacrifice Hits: 57 in 2008 (59 games); 2006 (59 games)

Sacrifice Flies: 50 in 2005 (67 games)

Walks: 352 in 1989 (62 games)

Hit by Pitch: 90 in 2010 (60 games)

Strikeouts: 537 in 1999 (66 games)

FIELDING

Double Plays Turned: 66 in 2009 (58 games)

Putouts: 1,813 in 2000 (69 games)

Assists: 707 in 1991 (69 games)

Errors: 127 in 1991 (69 games)

PITCHING

Innings Pitched: 604.1 in 2000 (69 games)

Hits Allowed: 607 in 1996 (58 games)

Runs Allowed: 377 in 1996 (58 games)

Earned Runs Allowed: 298 in 1996 (58 games)

Walks Allowed: 249 in 1990 (65 games)

Strikeouts: 657 in 1999 (66 games)

Wild Pitches: 67 in 1996 (58 games)

Shutouts Pitched: 14 in 1978 (52 games)

Complete Games: 37 in 1974 (50 games)

Saves: 19 in 2000 (69 games)

MISCELLANEOUS (BATTING)

Batting Average:
High: .344 in 1989 (62 games)
Low: .203 in 1968 (35 games)

Fewest Times Shutout, Season: 0, four times
1991, 1996, 2002 and 2005

Hits Per Game:
High: 11.81 in 1989 (62 games)
Low: 5.39 in 1968 (35 games)

Runs Per Game:
High: 9.27 in 1989 (62 games)
Low: 2.65 in 1968 (35 games)

Walks Per Game:
High: 5.72 in 1975 (44 games)
Low: 2.39 in 1968 (35 games)

Strikeouts Per Game:
High: 8.13 in 1999 (66 games)
Low: 2.98 in 1980 (50 games)

Slugging Percentage:
High: .543 in 1989 (62 games)
Low: .288 in 1973 (33 games)

MISCELLANEOUS (PITCHING)

Earned Run Average:
High: 5.67 in 1995 (45 games)
Low: 2.59 in 1978 (52 games)

Hits Allowed Per Game:
High: 10.26 in 2009 (58 games)
Low: 4.51 in 1967 (35 games)

Runs Allowed Per Game:
High: 6.59 in 1987 (46 games)
Low: 2.66 in 1967 (35 games)

Walks Per Game:
High: 5.47 in 1961 (34 games)
Low: 1.83 in 1967 (35 games)

Strikeouts Per Game:
High: 10.28 in 1999 (66 games)
Low: 2.98 in 1978 (46 games)

Consecutive Scoreless Innings, Season:
38 in 1988



THE LAST TIME...

A CAJUNS HITTER HAD (SINGLE-GAME)...

8-plus at-bats: Never Happened
7 at-bats: Chad Keefer at La.-Monroe (May 21, 2010)
6 hits: Never Happened
5 hits: Kolin Hatfield at Florida International (March 31, 2007)
4 hits: Matt Goulas at Southern (May 11, 2010)
5 runs scored: Scott Hawkins vs. UALR (May 12, 2007)
4 runs scored: Alex Fuselier vs. Alcorn State (March 9, 2010)
3 doubles: Alex Fuselier at New Orleans (May 7, 2010)
2 doubles: Jordan Poirrier at La.-Monroe (May 22, 2010)
2 triples: Tyler Frederick vs. Southern (March 16, 2010)
3 home runs: Kolin Hatfield at Florida International (March 31, 2007)
2 home runs: Chad Keefer at La.-Monroe (May 21, 2010)
Grand Slam: Chad Keefer vs. Western Kentucky (May 15, 2010)
Inside-the-Park Home Run: Kyle Olatin vs. McNeese State (March 17, 2009)
Lead-off Home Run: Justin Robichaux at La.-Monroe (May 22, 2010)
Walk-off Home Run: -
Pinch-Hit Home Run: Thad Griffen at New Orleans (May 16, 2009)
Back-to-Back-to-Back Home Runs: Scott Atwood, Robert Shelton and Jarvis Larry vs. South Alabama (April 13, 2001)
Back-to-Back Home Runs: Jordan Poirrier and Chad Keefer at New Orleans (May 7, 2010)
Hit for the Cycle: Tommy Bates vs. TCU (February 10, 1990)
9 RBI: Kolin Hatfield at Florida International (March 31, 2007)
7 RBI: Matt Goulas vs. New Orleans (May 16, 2008)
6 RBI: Scott Hawkins at UALR (March 21, 2008)
5 RBI: Chad Keefer vs. Western Kentucky (May 15, 2010)
10-plus Total Bases: Kyle Olatin at McNeese State (March 17, 2009)
4 Walks: Nolan Gisclair at Southeastern Louisiana (April 23, 2008)
3 Walks: Les Smith vs. Middle Tennessee (May 21, 2009)
4 strikeouts: Tyler Frederick at UALR (April 18, 2010)
3 strikeouts: Alex Fuselier at FIU (April 4, 2010)
4 Stolen Bases: Alex Fuselier vs. Alcorn State (March 9, 2010)
3 Stolen Bases: Brian Bowman vs. Miami University (Feb. 27, 2010)
2 Stolen Bases: Alex Fuselier vs. Western Kentucky (May 15, 2010)
3 Sacrifice Hits: Matt Hicks vs. Lamar (April 1, 2008)
2 Sacrifice Hits: Alex Fuselier at La.-Monroe (May 21, 2010)
3 Sacrifice Flies: Steve Porter vs. Dartmouth (March 20, 1991)
2 Sacrifice Flies: Chad Keefer at Southern (May 11, 2010)
Stole Home: John Coker vs. Southern (June 4, 2005)

A CAJUNS PITCHER HAD (SINGLE-GAME)...

Perfect Game: Never Happened
No-Hitter: Jerry Bourgeois vs. Southern (February 14, 1988)
No-Hitter (less than 9 innings): Scott Hurst (7) vs. New Orleans (May 4, 1983)
Combined No-Hitter: Never Happened
Complete Game One-Hitter: Zach Osborne vs. Troy (April 9, 2010)
Combined One-Hitter: Hunter Moody and Matt Broussard vs. Texas Tech (February 23, 2008)
Complete Game One-Hit Shutout: Zach Osborne vs. Troy (April 9, 2010)
Combined One-Hit Shutout: Hunter Moody and Matt Broussard vs. Texas Tech (February 23, 2008)
Combined Shutout: Michael Cook, Blake Wascom and Ryland Parker vs. Alcorn State (March 10, 2010)
Complete Game Two-Hitter: Jordy Templet vs. Illinois-Chicago (March 17, 2003)
Combined Two-Hitter: Michael Cook, Blake Wascom and Ryland Parker vs. Alcorn State (March 10, 2010)
Complete Game: Zach Osborne vs. No. 25 Rice (June 4, 2010)
Complete Game Shutout: Zach Osborne vs. No. 25 Rice (June 4, 2010)
15-plus Strikeouts: Phil Devey (17) vs. UALR (May 18, 1999)
10-plus Strikeouts: Zach Osborne (13) at South Alabama (March 19, 2010)

A CAJUNS TEAM (SINGLE-GAME)...

Scored 30-plus Runs: Never Happened
Scored 20-plus Runs: 28 vs. UALR (May 12, 2007)
Scored 15-plus Runs: 16 at New Orleans (May 7, 2010)
Allowed 20-plus Runs: 20 vs. New Orleans (May 16, 1998)
Allowed 10-plus Runs: 15 at FIU (April 4, 2010)
Allowed 10-plus Runs in a Win: 10 vs. Louisiana-Monroe (April 11, 2008)
Had 20-plus Hits: 22 at New Orleans (May 16, 2009)
Allowed 20-plus Hits: 20 at Southeastern Louisiana (March 16, 2005)
Had 7-plus Doubles: 7 vs. Texas A&M-Corpus Christi (April 8, 2006)
Had 6 Doubles: 6 at New Orleans (May 7, 2010)
Had 3-plus Triples: 3 at Texas-San Antonio (February 18, 2007)
Had 2 Triples: 2 vs. Southern (March 16, 2010)
Had 5-plus Home Runs: 5 at New Orleans (May 16, 2009)
Had 10-plus Walks: 10 vs. Le Moyne (April 23, 2010)
Stole 5-plus Bases: 7 vs. Southern Miss (March 7, 2010)
Shut out an Opponent: 1-0 vs. No. 25 Rice (June 4, 2010)
Had 2 or less Hits: 2 vs. Western Kentucky (May 14, 2010)
Was Shut Out: 3-0 at Middle Tennessee (May 27, 2010)
Was Shut Out at Home: 4-0 vs. Southern Miss (March 5, 2010)
Was Shut Out on the Road: 3-0 at Middle Tennessee (May 27, 2010)
Played a 20-inning Game: vs. McNeese State (March 27, 1971)
Defeated a ranked opponent: vs. No. 25 Rice (June 4, 2010)
Defeated No. 1-ranked opponent: at No. 1 South Carolina (June 4, 2000)

A CAJUNS TEAM...

Swept a Sun Belt Series: at La.-Monroe (May 21-22, 2010)
Was Swept in a Sun Belt Series: vs. South Alabama (April 17-19, 2009)
Swept a Sun Belt Doubleheader: at La.-Monroe (May 21, 2010)
Was Swept in a Sun Belt Doubleheader: at La.-Monroe (April 11, 2009)
Won 10 or more consecutive games: 10 (April 6-23, 2010)
Lost 5 or more consecutive games: 6 (April 29-May 9, 2009)
Shut out consecutive opponents: April 7-8, 2006
 5-0 vs. Texas A&M-Corpus Christi
 9-0 vs. Texas A&M-Corpus Christi
Was shut out in two consecutive games: April 18-19, 2000
 11-0 at Wichita State
 4-0 at Wichita State
Turned a Triple Play: at Southeastern Louisiana (March 3, 2010)
 Dillon Guillory and Jordan Poirrier off Jeff Harkensee
Was No-Hit: vs. Houston (March 6, 1983)
 by Doug Drabek
Was One-Hit: at Lamar (April 23, 2008)
Was Two-Hit: vs. Western Kentucky (May 14, 2010)



2011 Ragin' Cajuns Baseball Record Book



Dallas Morris

Batting Average

2010	Jordan Poirrier	.329
2009	Greg Fontenot	.329
	Travis Whipple	.329
2008	Scott Hawkins	.306
2007	Jonathan Lucroy	.360
2006	Devery Van De Keere	.368
2005	Jonathan Lucroy	.379
2004	Dallas Morris	.373
2003	Corey Coles	.371
2002	Corey Coles	.368
2001	Brad Saloom	.356
2000	Nathan Nelson	.373
1999	Will Hawkins	.3503
1998	Justin Hemme	.376
1997	Oswaldo Aguirre	.356
1996	Chris Webb	.398
1995	Oswaldo Aguirre	.319
1994	Travis Krause	.367
1993	Joe Jumonville	.327
1992	Papo Ramos	.353
1991	Papo Ramos	.372
1990	Butch Harris	.327
1989	David King	.407
1988	Chris Howard	.330
1987	Eddie Citronnelli	.360
1986	Randy Robicheaux	.338
1985	Bobby Hobbs	.341
1984	David Alvis	.364
1983	Chuck Phillips	.298
1982	Billy Welch	.352
1981	Mark Lalande	.345
1980	Craig Fryman	.319
1979	Jerry Nalley	.330
1978	Danny Cook	.383
1977	Herb Weaver	.344
1976	Kevin Jeansomme	.290
1975	Tom Bernlard	.364
1974	Mike Deballion	.295
1973	Mike Deballion	.320
1972	Charles Bordes	.377
1971	Al Torregano	.360
1970	Charles Bordes	.377
1969	Major Swindler	.330
1968	Larry Stein	.263
1967	Major Swindler	.318
1966	Leslie O'Neal	.306
1965	Dwight Callouet	.339
1964	Lionel Kleinpeter	.418
1963	Lionel Kleinpeter	.310
1962	Frank Melito	.347
1961	Shelby Aulds	.304

Home Runs

2010	Chad Keefer	15
2009	Scott Hawkins	10
2008	Scott Hawkins	11
2007	Jonathan Lucroy	18
2006	Jonathan Lucroy	12
2005	Dallas Morris	12
2004	Dallas Morris	12
2003	Corey Coles	9
2002	Chase Lambin	13
2001	Bryan Sneed	6
2000	Danny Massiatte	15
1999	Will Hawkins	7
	George O'Dwyer	7
1998	Justin Hemme	16
1997	Oswaldo Aguirre	12
1996	Chris Webb	10
1995	Tony Spaulding	13
1994	Lee Cantrelle	10
1993	Paul Bako	7
1992	Papo Ramos	16
1991	Tommy Bates	12
1990	Greg Blevins	14
	Perry Berry	14
1989	David King	19
1988	Chris Howard	13
1987	Eddie Citronnelli	12
1986	Randy Robicheaux	11
1985	David Alvis	19
1984	Ron Robicheaux	13
1983	Paul Johnson	5
1982	Phil Jackson	5
	Mike Watson	5
1981	Craig Fryman	7
1980	Craig Fryman	9
1979	Jerry Nalley	6
1978	Dave Olivier	6
1977	Dave Olivier	5
	Mike Kerrigan	5
1976	Kevin Jeansomme	12
1975	Kevin Jeansomme	8
1974	John Patout	4
1973	Five players tied with	1
1972	Mark Trosclair	10
1971	Al Torregano	10
1970	Major Swindler	9
1969	Jay Stelly	4
1968	Herbie LeBlanc	3
1967	Herbie LeBlanc	3
1966	Leslie O'Neal	5
	Lionel Kleinpeter	5
1965	Leslie O'Neal	3

1964	Lionel Kleinpeter	4
1963	Lionel Kleinpeter	4
1962	Eddie Mouton	3
1961	Steve Brackin	2
	Pat Richard	2

RBI

2010	Chad Keefer	58
2009	Chad Keefer	47
2008	Scott Hawkins	40
2007	Jonathan Lucroy	68
2006	Jonathan Lucroy	68
2005	Dallas Morris	68
2004	Dallas Morris	51
2003	Phillip Hawke	46
2002	Chase Lambin	47
2001	Bryan Sneed	32
2000	Nathan Nelson	47
1999	George O'Dwyer	49
1998	Justin Hemme	55
1997	Oswaldo Aguirre	57
1996	Chris Webb	62
1995	Tony Spaulding	39
1994	Kevin Holt	47
1993	Joe Jumonville	46
1992	Papo Ramos	46
1991	Andy Fox	61
1990	Greg Blevins	75
1989	Damian Grossie	68
1988	Chris Howard	73
1987	Eddie Citronnelli	36
1986	Ron Robicheaux	43
1985	David Alvis	54
1984	Ron Robicheaux	43
1983	Brian Robinston	57
1982	Mike Watson	36
1981	Phil Jackson	50
1980	Jerry Nalley	37
1979	Jerry Nalley	28
1978	Danny Cook	39
1977	Mike Kerrigan	27
1976	Kevin Jeansonne	43
1975	Kevin Jeansonne	42
1974	John Patout	26
1973	John Patout	11
1972	Mark Trosclair	50
1971	Al Torregano	32
1970	Major Swindler	29
1969	Jay Stelly	14
1968	George Robinston	11
	Larry Stein	11
1967	Herbie LeBlanc	20
1966	Leslie O'Neal	19
1965	Leonard Kleinpeter	10
1964	Lionel Kleinpeter	33
1963	Lionel Kleinpeter	26
1962	Frank Melito	34
1961	Shelby Aulds	34

Hits

2010	Chad Keefer	76
2009	Greg Fontenot	70
2008	Scott Hawkins	64
2007	Jonathan Lucroy	95
2006	Jonathan Lucroy	77
2005	Dallas Morris	92
2004	Josh Landry	73
	Justin Merendino	73
2003	Corey Coles	89
2002	Corey Coles	85
2001	Neil Simoneaux	63
2000	Nathan Nelson	101
1999	Steven Feehan	84
1998	Justin Hemme	77
1997	Oswaldo Aguirre	78
1996	Chris Webb	88
1995	Tony Spaulding	50
1994	Michael Judge	62

1993	Joe Jumonville	72
1992	Papo Ramos	82
1991	Tommy Bates	75
1990	Tommy Bates	74
1989	Damian Grossie	84
1988	Chris Howard	77
1987	Terry Fitzpatrick	53
1986	Randy Robicheaux	75
1985	Ron Robicheaux	66
1984	David Alvis	71
1983	Brian Robinston	54
1982	Mark Lalande	59
1981	Mark Lalande	71
1980	Jerry Nalley	51
1979	Jerry Nalley	58
1978	Gary Hinson	60
1977	Billy Garcia	52
1976	Mike Kerrigan	44
1975	Jon Pevey	56
1974	John Patout	45
1973	Mike Deballion	32
1972	Charles Bordes	54
1971	Al Torregano	40
1970	Charles Bordes	46
	Al Torregano	46
1969	Major Swindler	33
1968	Larry Stein	26
1967	Major Swindler	35
1966	Leslie O'Neal	30
1965	Leslie O'Neal	23
1964	Lionel Kleinpeter	33
1963	Lionel Kleinpeter	26
1962	Frank Melito	34
1961	Shelby Aulds	34

Doubles

2010	Jordan Poirrier	18
2009	Kyle Bostick	15
2008	Scott Hawkins	14
2007	Jonathan Lucroy	19
2006	Jonathan Lucroy	20
2005	Justin Merendino	20
2004	Justin Merendino	21
2003	Corey Coles	18
2002	Chase Lambin	17
2001	Neil Simoneaux	11
2000	Ryan Gill	21
1999	Steven Feehan	18
1998	Justin Hemme	17
1997	Justin Hemme	16
1996	Chris Webb	23
1995	Tony Spaulding	13
1994	Michael Judge	15

1993	Joe Jumonville	19
1992	Papo Ramos	14
	Wade Sholmire	14
1991	Tommy Bates	15
	Wade Sholmire	15
1990	Greg Blevins	23
1989	Kevin Meyers	25
1988	Chris Howard	16
1987	Eddie Citronnelli	11
1986	Ron Robicheaux	16
1984	David Alvis	11
1983	Brian Robinston	12
1982	Billy Davis	10
1981	David Guidry	13
1980	Jerry Nalley	12
1979	Jerry Nalley	9
	Mark Lalande	9
1978	Gary Hinson	8
1977	Gary Hinson	8
	Dave Oliver	8
1976	Mike Kerrigan	8
1975	Kevin Jeansonne	11
1974	Mike Deballion	7
1973	Mark Hooks	7
1972	Charles Bordes	18
1971	Al Torregano	9
1970	Mark Trasclair	10
1969	Paul Trahan	5
1968	George Robinston	6
1967	Herbie LeBlanc	6
1966	Leslie O'Neal	6
1965	four players	3
1964	Pat Richard	4
1963	Richard Storms	7
1962	Eddie Mouton	5
1961	Steve Brackin	6

Triples

2010	Jordan Poirrier	6
2009	Alex Fuselier	4
	Les Smith	4
2008	Josh Logan	5
2007	Nolan Glasclair	4
2006	Josh Landry	5
	John McCarthy	5
2005	John Coker	10
2004	Dallas Morris	5
2003	Corey Coles	7
2002	Corey Coles	3
	Charles Redmond	3
2001	Neil Simoneaux	3
2000	Rick Haydel	4
1999	three players	3



Jonathan Lucroy





Austin Faught earned All-America honors in 2005 after hurling a flawless 12-0 record on the mound.

Wins

2010	Zach Osborne	9
2009	Michael Cook	5
	Zach Osborne	5
2008	Hunter Moody	9
2007	Hunter Moody	8
2006	Hunter Moody	12
2005	Austin Faught	12
2004	Kevin Ardoin	6
	Patrick Green	6
	Kraig Schambough	6
2003	Andy Gros	8
2002	Andy Gros	11
2001	Eric Templet	7
2000	Scott Dohmann	13
1999	Phil Devey	10
1998	Phil Devey	11
1997	Trey Poland	12
	Cody Robbins	12
1996	Ian Methvin	7
1995	Darrin Babineaux	7
1994	Mike Gautreau	8
1993	Joe Jumonville	6
1992	Javi DeJesus	13
1991	Gary Haught	14
1990	Joe Waldron	8
	Kevin McDonald	8
1989	Donne Wall	12
1988	Howard Landry	11
1987	Adam Lamle	6
1986	Xavier Hernandez	9
1985	Xavier Hernandez	10
1984	Garrett O'Connor	9
1983	Scott Hurst	6
1982	Lorne Landreneau	8
1981	Mike Hebert	7
1980	Wayne Cotton	4
1979	Mark Baronet	5
1978	Jose Alvarez	10
1977	Jose Alvarez	7
1976	Ed Mock	5
1975	Ed Mock	5
1974	Carl Meche	9
1973	Carl Ward	4
	Carl Sanches	4
1972	Carl Meche	9
1971	Bobby Walsh	7
1970	Weldon Mire	9
1969	Ron Guidry	5
1968	Major Swindler	3
1967	Tony Geraci	4
	Ned Bond	4
1966	Leslie O'Neal	6
1965	Harry Stelly	6
1964	Harry Stelly	7
1963	Harry Stelly	7
1962	Leslie O'Neal	4
1961	Larry Bacque	6

Saves

2010	Joey Satriano	5
2009	Blake Haagen	4
	Luke Wagley	4
2008	Justin Robichaux	9
2007	Danny Farquhar	6
2006	Chad Beck	5
2005	Kraig Schambough	5
2004	Kraig Schambough	3
2003	Kraig Schambough	4
	Corey Coles	4
2002	Kevin Ardoin	6
2001	Gordon O'Brien	3
2000	Aaron Welbourne	8
1999	Brannon Baranowski	6
	Alan Ochsner	6
1998	B.J. Ryan	6

1997	Trey Poland	3
1996	Chad Domingue	2
1995	James Gamble	5
1994	Mike Gautreau	5
1993	Roy McLeod	2
	Mike Gautreau	2
1992	Three players with	3
1991	Chris Bernhardt	6
1990	Greg Kroeger	7
1989	Dan Woolly	4
1988	Kevin Meyers	3
1987	Three players with	1

1986	Merv Waukau	6
1985	Tracy Johnson	3
	Claude Corley	3
1984	Tracy Johnson	3
	Ken Nezat	3
1983	Ken Nezat	2
1982	Tracy Johnson	3
	Garrett O'Connor	3
1981	Marc Baronet	5
1980	Jerry Carroll	2
	Marty Garcia	2
1979	Four players with	1
1978	Rick Urban	2
1977	Three players with	1

ERA

2010	Zach Osborne	2.37
2009	Justin Robichaux	1.98
2008	Hunter Moody	3.26
2007	Danny Farquhar	3.08
2006	Danny Farquhar	2.17
	Buddy Glass	2.17
2005	Austin Faught	2.40
2004	Kevin Ardoin	3.30
2003	Kraig Schambough	3.79
2002	Andy Gros	2.59
2001	Tim Ramon	3.39
2000	Justin Gabriel	3.04
1999	Alan Ochsner	2.72
1998	Phil Devey	3.96
1997	Trey Poland	3.28
1996	Ian Methvin	3.83
1995	Darrin Babineaux	3.95
1994	Mike Gautreau	2.16
1993	Steve Gurtner	2.51
1992	Mike Gautreau	2.78
1991	Javi DeJesus	2.32
1990	Ted Hebert	1.85
1989	Kevin McDonald	1.48



Javi DeJesus owns the best pitching record in school history, going 23-1 in three seasons.

Annual NCAA Division I Team Pitching Statistics

Year	ERA	W-L	App	CG	SHO	CBO	SV	IP	H	H/Gm	R	ER	BB	BB/Gm	SO	SO/Gm	2B	3B	HR	B/Avg.	WP	HBP
2010	3.43	38-22	60	5	3	1	12	542.2	510	8.46	263	207	160	2.65	418	6.93	96	6	30	.250	43	90
2009	5.01	27-30	58	2	2	1	12	514.0	586	10.26	341	286	202	3.54	374	6.55	118	12	35	.288	44	85
2008	4.99	30-29	59	3	2	2	14	521.2	554	9.39	352	289	188	3.18	446	7.56	98	11	50	.268	41	69
2007	3.78	45-17	62	3	2	1	15	548.0	591	9.53	289	230	136	2.19	487	7.85	112	17	31	.274	19	76
2006	3.54	39-20	59	13	6	4	10	526.0	487	8.25	274	207	184	3.12	463	7.84	80	8	35	.248	30	58
2005	3.80	48-19	67	3	4	3	13	599.0	586	8.75	288	253	190	2.84	549	8.19	92	11	45	.253	66	56
2004	4.53	34-23	57	6	5	4	6	502.2	529	9.28	300	253	165	2.89	464	8.14	102	12	45	.272	28	37
2003	4.34	30-30	60	10	3	0	12	526.1	564	9.4	320	254	151	2.52	419	6.98	94	13	41	.271	32	55
2002	3.78	39-23	62	10	3	0	12	552.0	555	8.95	295	232	240	3.87	487	7.85	108	11	47	.259	41	46
2001	4.09	28-28	56	3	4	2	8	448.0	476	8.5	286	222	193	3.56	465	8.58	91	17	32	.253	55	69
2000	3.31	49-20	69	8	2	1	19	604.1	542	7.86	297	222	204	3.038	587	8.74	102	10	57	.238	33	46
1999	3.85	42-24	66	9	5	2	16	575.0	554	8.39	331	246	221	3.46	657	10.28	115	12	43	.250	47	61
1998	4.59	39-22	61	6	4	4	14	529.0	547	8.97	329	270	216	3.67	515	8.76	103	11	57	.264	47	46
1997	4.73	43-18	61		4		7	516.0	568	9.31	356	271	222	3.87	433	7.55	112	8	57	.275	47	42
1996	5.49	25-33	58		4		3	485.0	607	10.47	377	296	205	3.80	359	6.66	118	16	34	.307	67	33
1995	5.67	21-24	45		1		5	384.0	425	9.44	290	242	184	4.31	295	6.91	75	9	39	.280	30	33
1994	4.07	42-15	56		4		12	473.2	510	9.11	259	214	160	3.040	405	7.69	81	13	26	.272	40	30
1993	4.89	25-29	54		2		7	439.2	506	9.37	318	238	164	3.36	284	5.81	86	17	44	.289	39	20
1992	3.50	38-23	61	19	5	1	10	524.0	502	8.23	256	204	195	3.35	412	7.08	76	6	27	.251	14	13
1991	4.23	49-20	69	15	5		17	572.0	603	8.74	367	269	241	3.79	431	6.78	114	20	73	.267	44	33
1990	3.66	47-18	65	14	10		10	529.0	479	7.37	249	186	249	4.24	471	8.01	61	11	18	.237	27	19
1989	3.81	49-13	62		6		11	525.1	437	7.04	227	164	219	3.75	519	8.89						
1988	3.46	41-23	64	16	9	6	8	532.2	475	7.42	283	205	239	4.04	463	7.82	58	13	39	.233	41	
1987	5.63	17-29	46		0		3	367.2	448	9.74	303	230	203	4.97	261	6.39						
1986	4.47	33-26	59		6		9	500.2	545	9.24	316	249	232	4.17	426	7.66						
1985	4.42	35-23	58	15	5		17	454.0	464	8.0	264	223	219	3.75	362	7.18	78	16	36	.256	20	33
1984	3.43	39-17-1	57	12	13	6	8	448.2	407	7.14	197	171	170	3.41	278	5.58					13	10
1983	3.76	29-21	50	12	3		4	383.1	313	6.26	204	160	201	4.72	248	5.82	59	9	32	.225	22	14
1982	3.08	33-25	58	17	8	4	8	441.0	387	6.67	228	151	217	4.43	239	4.88	77	9	19	.237	18	20
1981	3.72	40-23	63		5		12	466.2	482	7.65	283	193	207	3.99	199	3.84						
1980	4.40	19-29-2	50		3		5	363.2	364	7.28	236	178	237	5.87	166	4.11						
1979	4.66	14-32	46		2		4	347.1	402	8.74	276	180	179	4.64	137	3.55						
1978	2.59	37-15	52	30	14	3	5	382.0	304	5.85	150	110	191	4.50	233	5.49	44	8	9	.270	30	18
1977	3.75	24-20	44	18	5	4	3	346.0	322	7.32	200	144	182	4.73	230	5.98	45	10	30	.248	21	21
1976	4.48	22-24	46		1			345.2	342	7.43	234	172	231	6.01	233	6.07	48	5	20	.259		
1975	5.47	22-22	44		2			324.0	349	7.93	268	197	215	5.97	200	5.56	47	9	34	.269		
1974	3.48	22-28	50	27	5	0	3	364.2	360	7.2	232	141	175	4.32	224	5.53	72	8	21	.252		
1973	3.67	14-19	33		4			242.2	216	6.55	166	99	173	6.42	146	5.41						
1972	2.68	33-8	41		7			302.0	255	6.22	112	90	130	3.87	215	6.41						

1988	Brad Heberts	2.54	2003	Jordy Templet	83	1968	Rocky Lefevre	37	1983	Garrett O'Connor	50.2
1987	Kevin Meyers	3.94	2002	Justin Gabriel	111	1967	Ned Bond	40	1982	Robert Dunphy	81.0
1986	Xavier Hernandez	2.14	2002	Andy Gros	111	1966	Harry Stelly	51	1981	Wayne Cotton	76.2
1985	Ken Geile	2.51	2001	Eric Templet	109	1965	Harry Stelly	44	1980	Marc Baronet	64.0
1984	Garrett O'Connor	1.79	2000	Scott Dohmann	130	1964	Harry Stelly	47	1979	Mike Tidwell	71.0
1983	Tracy Johnson	2.30	1999	Phil Devey	165	1963	Harry Stelly	41	1978	Jose Alvarez	99.0
1982	Robert Dunphy	2.56	1998	Phil Devey	143	1962	Leslie O'Neal	20	1977	Jose Alvarez	88.1
1981	Robert Dunphy	2.53	1997	Trey Poland	140	1961	Larry Bacque	46	1976	Dean Conwell	70.2
1980	Lorne Landreneau	3.54	1996	Ian Methvin	92				1975	Ed Mock	68.0
1979	Mark Prudhomme	3.21	1995	Darrin Babineaux	67				1974	Carl Meche	103.1
1978	Jose Alvarez	1.55	1994	Mike Gautreau	85				1973	David Meche	58.1
1977	Matt Bullinger	1.71	1993	Joe Jumonville	53				1972	Carl Meche	69.2
1976	Dean Connell	3.31	1992	Javi DeJesus	58				1971	Bobby Walsh	78.1
1975	Richard Urban	2.77	1991	Gary Haught	119				1970	Ron Guidry	80.0
1974	Carl Meche	1.92	1990	Kevin McDonald	76				1969	Ron Guidry	57.1
1973	Carl Ward	2.31	1989	Donne Wall	133				1968	Rocky Lefevre	63.2
1972	David Sanches	1.48	1988	Howard Landry	115				1967	Ned Bond	59.1
1971	Bobby Walsh	3.19	1987	Greg Landry	67				1966	Harry Stelly	63.1
1970	Weldon Mire	1.14	1986	Xavier Hernandez	111				1965	Harry Stelly	62.2
1969	Ron Guidry	1.57	1985	Xavier Hernandez	73				1964	Harry Stelly	57.0
1968	Tony Geraci	2.16	1984	Garrett O'Connor	78				1963	Leslie O'Neal	63.2
1967	Tony Geraci	1.71	1983	Todd Credeur	46				1962	Leslie O'Neal	40.0
1966	Fred Blanchard	1.45	1982	Robert D'Agostino	49				1961	Larry Bacque	64.0
1965	Harry Stelly	0.72	1981	Lorne Landreneau	40						
1964	Harry Stelly	1.26	1980	Mike Hebert	32						
1963	Leslie O'Neal	1.56	1979	Kenneth Brooks	26						
1962	Leslie O'Neal	1.57	1978	Jose Alvarez	73						
1961	Sidney Gerard	1.73	1977	Jose Alvarez	54						

Strikeouts

2010	Zach Osborne	112
2009	Zach Osborne	87
2008	Danny Farquhar	83
2007	Danny Farquhar	115
2006	Jason Fernandez	101
2005	Kevin Ardoin	115
2004	Kevin Ardoin	95

1975	Ed Mock	54
1974	Carl Meche	104
1973	David Meche	37
1972	Carl Meche	60
1971	Bobby Walsh	52
1970	Ron Guidry	87
1969	Ron Guidry	50

Innings Pitched

2010	Zach Osborne	121.2
2009	Zach Osborne	83.2
2008	Hunter Moody	99.1
2007	Danny Farquhar	87.2
2006	Hunter Moody	113.0
2005	Kevin Ardoin	103.0
2004	Kevin Ardoin	106.1
2003	Andy Gros	102.2
2002	Justin Gabriel	131.2
2001	Tim Ramon	90.1
2000	Scott Dohmann	131.0
1999	Phil Devey	129.0
1998	Phil Devey	131.2
1997	Trey Poland	137.0
1996	Ian Methvin	115.0
1995	Darrin Babineaux	79.2
1994	Mike Gautreau	75.0
1993	Roy McLeod	78.1
1992	Gary Haught	115.1
1991	Gary Haught	125.3
1990	Kevin McDonald	81.1
1989	Donne Wall	122.2
1988	Howard Landry	123.0
1987	Adam Lamle	78.2
1986	Xavier Hernandez	113.2
1985	Garrett O'Connor	106.1
1984	Garrett O'Connor	95.2

Top 5 Teams

EARNED RUN AVERAGE

1.	2.59	1978
2.	2.68	1972
3.	2.81	1989
4.	3.08	1982
5.	3.31	2000

STRIKEOUTS

1.	657	1999
2.	587	2000
3.	549	2005
4.	519	1989
5.	515	1998

STRIKEOUTS PER 9 INNINGS

1.	10.28	1999
2.	8.89	1989
3.	8.76	1998
4.	8.74	2000
5.	8.58	2001

FEWEST WALKS PER 9 INNINGS

||
||
||



1903: Louisiana's first baseball team takes the field

1902

SLII organizes baseball team

The following is an account of a baseball team being organized on the SLII campus as told by the March 1, 1902 edition of the Lafayette Gazette: Now that the football season is over, the boys at the Industrial Institute are about to organize a baseball team: in fact, the necessary equipment in the shape of masks, stomach protectors, bats and balls, have already been ordered, and it will not be long ere the people of Lafayette and vicinity will have the pleasure of witnessing a match game between these boys and a team from some neighboring town. It is needless to say that everyone wishes them success in this new field sport the same success that has characterized their every effort in the past to establish the supremacy of the Industrial teams, and hold on high the colors which have not yet known defeat.

1903

Louisiana's fields first team

In 1903, Southwestern Louisiana Industrial Institute (SLII) fielded its school-sponsored baseball team. However, local competition was scarce, but their is evidence that SLII played against neighboring towns. But, game day information is unavailable.

One of the founding members of the baseball team, Pothier Jean Voorhies, who was better known as P.J., was also a two-sport athlete. Voorhies, who is seated on the far right in the second row, also founded the Alumni Association at UL. A century later, his great grandson, Pothier J. Voorhies, IV (also known as Sport Voorhies) was a member of Louisiana's 2003 baseball team.

The following is an account of the baseball team as told by the February 21, 1903 edition of The Advertiser: The inclement weather has interfered with the work of the baseball during the past two or three weeks; but now that several challenges have been received practice will probably proceed in spite of the weather.

Although there have been mentions of SLII playing games against local competition, local articles recounting the games are not very informative as is shown in the following recap of the baseball team as told by the April 4, 1903 edition of The Avatar: The game of baseball Wednesday evening was very interesting: good plays were made on both sides, which proves that we have excellent material for a good team.

While little is known about the early baseball teams at SLII, it has been found the 1903 team did play intramurals. The following is a recap of one such game as told by the April 11, 1903 edition of The Attakpian: The base-ball game, which was



1916: Louisiana hosts the Cincinnati Reds

feared, to be an April fool, did not take place until the second and was indeed the played on this campus as yet. The Reds and the Blues played and at the end of the seventh inning, the score stood 6-6, but at the end of the ninth, the score stood 15-11 in favor of the Reds. Saturday evening the Blues expected to reinstate themselves in the good graces of their supporters, but we are sorry to announce that they were badly beaten by the Reds again that afternoon. The score stood 15-26, and yet the Reds did not play their last inning.

1909

Seven games highlight SLII schedule

Seven games were scheduled for the 1909 SLII schedule; however, results are mostly unavailable. Only three results have been found - all victories for SLII.

The following is an account of the baseball team as told by the April 5, 1909 edition of The Vermilion: An exciting game of base ball was played between our team and the Broussard boys here last Saturday on the Institute campus. Only three innings were played, darkness prevented any further playing. At the end of the game, the score stood 6 to nothing in favor of S.L.I.I.

1915

Cajuns Play Cincinnati Reds

1915: The National League's Cincinnati Reds came through Lafayette to play an exhibition game against the boys from SLII. Although an undated account was found, no box score remains. The Reds won 13-1.

"A large crowd was present on the Institute campus to see the game of ball between the Cincinnati Reds and the Institute team. Many people from a distance and from the parish came in to take in the game. The day was pretty cold but not enough to interfere with the game. The score resulted 13 to 1. Considering the odds the boys were up against, this was fine.

The Reds, of course, are ball players. The way they handled the ball, (and) quick...evidence of competence showed they were right up to the job. The Institute boys were weak on batting and especially so in the last half of the game, when left-handed Fittery began shooting in his swift curves. The boys' strong point was their good capable playing and Walter Billeaud, short stop, made a feature catch that brought him a round of applause. Altogether, the game was very interesting and was strong enough on the part of the boys to really make the Reds show something of their metal (sic) and give an idea of what it takes to make a national player."



1939: Baseball returns to UL after 11-year hiatus

1916

Cajuns Play Reds, Again

March 24, 1916: A year later, the Cincinnati Reds again travelled to Lafayette to take on the boys of SLII on Friday, March 24. According to a promo poster, "the game called at 1:30 p.m. promptly on institute campus...teams begin practice at 12:30." The poster also declared that "such stars as Toney Herzog, Wingo, Groh, Mollwitz and Clark WILL POSITIVELY PARTICIPATE." Cincinnati won 9-4.

1923

First 10-win Season

1923: With only 14 games on the 1923 slate, SLI went 10-3-1, the program's first known 10-win season.

1927

Great Flood Shortens Season

1927: The Great Flood of 1927 in the spring cut SLI's baseball season short. Louisiana went 1-6 that season. However, no one knew that it would be the last baseball season at SLI until 1939 as the school discontinued a school-sponsored team.

1939

Baseball Returns

1939: Baseball returned to the SLI campus. The 1939 team featured such names as football All-American Glynn Abel and future coach Raymond Didier.

1946

Dark Debuts with the Boston Braves

July 14, 1946: Former multi-sport star Alvin Dark becomes the first former UL athlete to make his Major League Baseball debut, appearing in the infield for the Boston Braves. He had only 13 at bats with the Braves and was later sent down to the minor leagues, where he was named Minor League Rookie of the Year.

1948

Dark Named MLB Rookie of the Year

1948: After spending one season in the minor leagues, Alvin Dark returned to the majors for his first full season with the Boston Braves. Dark batted .322 with four home runs and 48 RBI on 175 hits (39 doubles and six triples), earning Major League Baseball Rookie of the Year honors. Dark and Jackie Robinson are the only players in MLB history to be named Rookie of the Year for the entire league. That same year, Dark also becomes the first former SLI star to play in the World Series.



1923: Louisiana's first 10-win team



1944: Louisiana was led by five-sport star Alvin Dark



1946: UL scored record 24 runs vs. Louisiana College





1949: Cajuns claim first Gulf States Conference title

1949

Cajuns Claim First Gulf States Title

1949: Although their record is unknown, it is known that the SLI Bulldogs won the Gulf States Conference title in its second season in the league. It would be the first of five consecutive GSC titles.

1951

Dark Named to NL All-Star Team

1951: During the New York Giants' World Series run in 1951, Dark was named to his first NL All-Star team. He later played in the 1952 and 1954 games.

1955

Albritton Named GSC's Top Pitcher

1955: Despite a 15-12 season, **Charlie Albritton** was named the GSC Pitcher of the Year in 1955.

1958

Martin Strikes Out School-Record 18

April 26, 1958: Houma native **Jerry Martin** struck out a school-record 18 batters to lead the Ragin' Cajuns to victory over McNeese State. The strikeout total still stands today as the school record.

1963

School-Record Five Players Earn All-GSC

1963: A then-school record five players were named to the All-Gulf States Conference team, including three to the first team.

1964

Kleinpeter Garner All-America Honors

1964: Outfielder Lionel Kleinpeter became the first player in program history to earn All-America honors. Kleinpeter was a second team NAIA selection.

1964

Dark Graces Cover of Sports Illustrated

July 6, 1964: Former Ragin' Cajun and then-San Francisco Giants manager Alvin Dark was featured on the front cover of *Sports Illustrated*.



1964: Kleinpeter becomes school's first All-American



1963: Three players earn first team All-GSC honors

1969

Guidry Posts Best GSC Season

1969: Freshman pitcher **Ron Guidry** led then-USL to a fourth-place finish in the Gulf States Conference, while the southpaw went 5-1 on the mound. Guidry earned second team All-Gulf States honors. Guidry finished his freshman campaign with a 1.57 ERA, allowing just 10 earned runs on 36 hits in 56.1 innings while striking out 50 batters. His 1969 season has been noted as one of the best performances by a pitcher in GSC history.

1970

Cajuns Set GSC Record

1970: Gulf States Conference Coach of the Year **Bob Banna** led Louisiana to the school's best record since 1952. The Cajuns set a Gulf States Conference record with 12 straight wins.

1970

Swindler Drafted in 34th Round

1970: Outfielder **Major Swindler** made history as the first Cajun to be drafted by a MLB organization. The Washington Senators drafted him in the 34th round.

1971

Cajuns, Cowboys Battle for 23 Innings

March 27, 1971: Louisiana and McNeese State battled for an NCAA-record 23 innings as the Cajuns came away with a 6-5 win.

1972

Southland Conference Champions

1972: In the program's first year competing at the NCAA Division I level, Louisiana claims the Southland Conference title, winning a school-record 33 games.

1973

Southland Champions, Again

1973: After a school-record 33 wins in 1972, the Cajuns repeated as SLC champions despite a 14-19 overall mark. It will be the last regular season title for the Cajuns until 1989.

1975

Guidry Makes MLB Debut

July 27, 1975: Left-handed pitcher **Ron Guidry** makes his Major League Debut with the New York Yankees, becoming just the second former Cajun to play in the majors. Guidry finished his first season 0-1 with a 3.45 ERA.



1969: Guidry goes 5-1 with 1.57 ERA as a freshman



1970: Swindler becomes first Cajun picked in MLB Draft

1978

Moore Field Opens

March 4, 1978: After nearly 70 seasons of playing on campus, Louisiana moved off-campus to its brand new home - Moore Field. New Orleans spoiled Moore Field's debut with a 7-1 victory. Four days later, the Cajuns would notch their first victory in the new facility - an 8-7 decision over Southern on March 8.

1978

Guidry Wins AL Cy Young Award

1978: **Ron Guidry** posts arguably one of the best seasons by a left-handed pitcher in MLB history when he goes 25-3 with 1.74 ERA, leading the Yankees to their second straight World Series title.

1978

Alvarez Tosses No-Hitter

April 30, 1978: **Jose Alvarez** tosses the first complete game no-hitter in school history, striking out 10 batters in an 11-0 win over Texas-Arlington.

1979

Moore Field Dedicated

March 31, 1979: University of Louisiana president **Dr. Ray Authement** officially dedicates Moore Field in honor of the Moore family.

1982

Credeur No-Hits Southern Miss

March 18, 1982: **Todd Credeur** tosses the second no-hitter in school history, striking out seven batters in seven innings during a 5-0 win over Southern Miss.

1983

Hurst Tosses No-No vs. UNO

May 4, 1983: For the second straight season, a Ragin' Cajuns pitcher tosses a no-hitter as **Scott Hurst** blanks the New Orleans Privateers 10-0.

1984


Robichaux, Hernandez Toss One-Hitter

February 22, 1984: Current head coach **Tony Robichaux** and former major league pitcher **Xavier Hernandez** teamed up for a one-hit shutout at Northwestern State. Robichaux got the win, pitching 6 1/3 innings, allowing one hit. Hernandez got the save, finishing the last two-thirds of the final inning for a 1-0 victory in game two of a doubleheader.



1970: Gulf States Conference Runner-Up





1988: Louisiana advances to the program's first NCAA Regional

1988

Changing of the Guard

1988: Mike Boulanger took over a struggling Cajuns program that had spent the previous five seasons as a Division I independent. In his first season, Boulanger led the Cajuns to a 41-23 overall mark, the American South Conference Tournament championship and the school's first-ever NCAA Regional appearance.

1988

Bourgeois Throws Cajuns' Last No-Hitter

February 14, 1988: On Valentine's Day, **Jerry Bourgeois** throws the Cajuns' last no-hitter, striking out six batters in a 10-1 win vs. Southern.

1988

Conference Tournament Champions

May 14, 1988: With an 8-0 win over Louisiana Tech, Louisiana won the American South Conference Tournament championship in Edinburg, Texas - the program's first conference tournament title.

1989

Cajuns win school-record 49 games

1989: One season after making its first-ever NCAA Regional appearance, the Cajuns won a school-record 49 games en route to their second NCAA Regional.

1990

Berry, Bates Make History

February 10, 1990: In a 10-0 win over TCU, **Perry Berry** and **Tommy Bates** each make school history. Berry became the first player to hit three home runs in a single game, while Bates recorded the school's first (and only) cycle.

1991

Cajuns fall one game short of CWS

1991: Louisiana made its fourth straight postseason appearance under **Mike Boulanger** participating in the NCAA South II Regional in Baton Rouge. After a disappointing 16-4 loss in the opener, the Cajuns won three straight games and faced host LSU in the championship game. But, the Cajuns fell one game shy of their first-ever College World Series appearance as LSU defeated UL 8-5.



1990: Bates records school's first and only cycle.

1995

Tony Robichaux Debuts at Head Coach

February 10, 1995: Tony Robichaux made his debut when his squad visited the Texas Longhorns. However, Texas spoiled Robichaux's debut in a 13-2 loss.

1995

Moore Field Renamed "The Tiguer"

March 3, 1995: Just moments before the start of Tony Robichaux's home head coaching debut, Moore Field was officially renamed M.L. "Tiguer" Moore, Jr. Field in honor of the late M. Lartigue Moore, Jr.

1996

Webb's 23-game Hitting Streak

May 15, 1996: In his only season in Lafayette, **Chris Webb** sets the new school record with his 23rd consecutive game with a hit.

1997

Cajuns Win First Sun Belt Title

1997: In just his third season at the helm, **Tony Robichaux** guides the Cajuns to their first-ever Sun Belt Conference regular season crown en route to a 43-18 overall record. The Ragin' Cajuns later lost in the SBC tournament championship game in Lafayette before earning a bid to the NCAA Midwest Regional.

1998

Sun Belt Tournament Champions

May 16, 1998: After falling 9-2 in the conference tournament title game, the Ragin' Cajuns won their first Sun Belt Conference tournament championship, defeating New Orleans 10-7 in Mobile, Ala.

1999

Cajuns Clinch First Regional Crown

May 30, 1999: After winning their first two games of the NCAA Houston Regional, the Ragin' Cajuns punched their ticket to the NCAA Super Regionals, defeating the Houston Cougars 19-8. The win marked Louisiana's first NCAA Regional title and first Super Regional appearance in school history.



2000: Cajuns make first-ever appearance in Omaha.

2000

World Series Bound

June 4, 2000: Louisiana used a dramatic late-inning rally to upset top-seeded South Carolina 3-2 and advance to its first NCAA College World Series.

2000

Cajuns Post First Win at CWS

June 11, 2000: The Cajuns scored five runs with two outs in a 6-3 win over San Jose State, eliminating the Spartans and earning Louisiana's first win at the College World Series.

2000

Cajuns Post Third Place CWS Finish

June 15, 2000: In a rematch of the first game at the CWS, Stanford frustrated Louisiana's pitching staff all day long as the Cardinal eliminated the Ragin' Cajuns, 19-9. With a 2-2 finish in Omaha, the Ragin' Cajuns became the first program in College World Series history to win two games in their inaugural trip.

2002

Louisiana Advances to 10th Regional

May 31, 2002: Louisiana made its 10th NCAA Regional appearance in the past 15 seasons as a No. 3 seed in the Baton Rouge Regional. The Cajuns defeated Tulane and LSU before falling to LSU twice in the championship round.

2003

Robichaux Becomes UL's Wins Leader

March 17, 2003: **Tony Robichaux** became the school's all-time winningest coach when he earned his 292nd victory with a 7-1 win over Illinois-Chicago.

2004

Ardoin, Hawke Earn National Honors

March 4, 2004: **Kevin Ardoin** was named the College Baseball Insider National Player of the Week award after pitching a complete-game, one-hit gem against Stony Brook. Ardoin didn't walk any batters, while striking out 12 batters. He struck out the last 27 batters he faced in the 5-0 win.

March 22, 2004: **Phillip Hawke** was named Collegiate Baseball's Louisville Slugger National Player of the Week after hitting .545 with four home runs against the Michigan Wolverines and Harvard Crimson. Hawke finished the weekend with 15 RBI and a 1.727 slugging percentage.

2005

Robichaux Wins No. 600

February 18, 2005: Head coach **Tony Robichaux** notches career victory No. 600 with an 11-7 win over Southern at M.L. "Tiguer" Moore Field.

2005

Cajuns Clinch SBC Regular Season Title

May 21, 2005: For the first time since 1997, Louisiana captured the Sun Belt Conference regular season title as the then-19th-ranked Ragin' Cajuns secured the championship with an 11-1 victory in game two of a doubleheader at Western Kentucky.



2003: Robichaux becomes school's winningest coach.



2007: UL celebrates second Sun Belt title in three seasons.

2005

A la 2000, Coker Steals Home

June 4, 2005: With the bases loaded and the Cajuns leading Southern 3-0 in the second inning, Louisiana relived a bit of postseason magic. **John Coker** stole home - the first steal of home since the 2000 College World Series and was met by his fellow teammates storming out of the dugout. **Jonathan Lucroy** and **Dallas Morris** were part of the triple steal. Lucroy's stolen bag was the first of his brilliant career.

2005

Faught Drafted For Third Straight Year

June 8, 2005: Senior southpaw pitcher **Austin Faught** became the first player in school history to be selected in the MLB Draft for three straight years. He was drafted by the Texas Rangers all three times.

2007

Robichaux Wins No. 700

March 24, 2007: Head coach **Tony Robichaux** notches career victory No. 700 with a 5-2 win over Florida Atlantic at M.L. "Tigue" Moore Field.

2007

UL Wins Second SBC Title in Three Years

May 12, 2007: Needing to win one game to clinch the 2007 Sun Belt Conference championship, the Cajuns collected a season-high 24 hits en route to a 28-3 win over UALR at "The Tigue". The win marked the second SBC title in the three seasons.

2008

Hunter the Great

April 5, 2008: **Hunter Moody** held Middle Tennessee to two runs over eight innings and was victorious for the 27th time in his storied career. With the win he passed Andy Gros and Scott Dohmann for the all-time lead in career victories. He went on to add four more victories and finished his career with a 31-7 mark.

2008

Louisiana's Mr. 500

April 16, 2008: Head coach **Tony Robichaux** became the first coach in program history to win 500 games at the helm of the Ragin' Cajuns baseball program. Robichaux's 500th victory with the Cajuns came after a 4-3 win over the Northwestern State Demons on "Turn Back the Clock Night". Nolan Gisclair's bloop RBI single to shallow right-center field in the eighth inning plated Brian Bowman for the 4-3 go-ahead score.



2009: Hawkins takes over as career home run leader.



2008: Moody becomes all-time victories leader.

2009

Hammerin' Hawkins

May 9, 2009: **Scott Hawkins** hit his 40th career home run against Western Kentucky at "The Tigue", becoming the Cajuns' all-time leader and first player to hit 40 home runs.

2009

Double Play Records Fall

May 16, 2009: The Ragin' Cajuns defense delivered a school, single-game record of six double plays including one to end each of the first five innings and stymied all offensive efforts of the UNO offense.

May 22, 2009: The Ragin' Cajuns defense broke the school's single season record for double plays with their 64th of the season in just 56 games. The 2009 team finished with 66 double plays.

2009

Robichaux Wins No. 800

May 16, 2009: With the third win of the UNO series, head coach **Tony Robichaux** won his 800th career game, becoming just the 30th active coach in NCAA Division I baseball with 800 or more victories.

2010

Remarkable Second Half

2010: Louisiana turned in one of the most remarkable second half runs in recent memory, finishing the regular season with a 23-4 mark. The Cajuns went 17-1 in Sun Belt play, vaulting the squad from ninth place (4-8 mark on April 4) to first place (21-9 mark on May 22). As a result, UL claimed its fourth SBC title under Tony Robichaux (1997, 2005, 2007, 2010).

2010

1,000th at "The Tigue"

March 26, 2010: Louisiana scored runs in each of the first six innings to build a comfortable lead and cruised to a 9-3 win over Florida Atlantic in the 1,000th game at M.L. "Tigue" Moore Field.

2010

Osborne Delivers Postseason Gem

June 4, 2010: **Zach Osborne** tossed only the second complete game shutout by a Cajuns pitcher in NCAA Championships play when he fired one against No. 25 Rice in the Austin Regional opener. Osborne scattered five hits, struck out four and held the Owls to a 1-for-10 showing with runners on base. Chad Keefer's two-out RBI single in the eighth inning gave UL a 1-0 victory.



2010: Osborne tosses first postseason shutout since 2002.



Of the more than 100 former University of Louisiana student-athletes enshrined in the Ragin' Cajuns Lettermen Club and Athletics Hall of Fame, twenty-six (26) inductees played baseball for the Ragin' Cajuns. The following are those players and the years they played baseball for the University of Louisiana:

E. Glynn Abel	1939
David Alvis	1982-85
Charles Bordes	1969-72
Steve Arnold Brackin	1958-61
Roland J. "Tom" Cambre	1922-26
Christian "Keener" Cagle	1922-26
George William Crowson	1929-31
Gerald "Hoot" Didier	1951-52
John Murphy Falgout	
Steve Gossen	1957-60
Xavier Hernandez	1984-86
James Kennison	1953
Leonard E. Kleinpeter	1963-66
Joseph Edwin LaBauve	1940-42
Marvin Leonard	1954-56
George Luffy	1948, 1950-51
Ken Meyers	1989-92
Garrett O'Connor	1982-85
Leslie O'Neal	1962-63, 1965-66
Robert "Bob" Petitfills	1955-58
Edwin J. Richardson	1921-25
William "Billy" T. Ryckman	1951-53
Harry Stelly	1963-66
S. Major Swindler	1967-70
Lucius Trosclair	1949-52
Mark Trosclair	1970-72
Robert Votier	1941-42, 1946



2000

PLAYERS

- 4 • Bret Bailey • C
- 5 • Danny Massiatte • C
- 6 • Rick Haydel • SS
- 8 • Nick Webb • LHP
- 9 • Ryan Gill • UT
- 11 • Neil Simoneaux • IF
- 12 • Lance Stutes • RHP
- 15 • Justin Gabriel • LHP
- 18 • Trey Bullinger • RHP
- 19 • Tommy Clark • OF
- 20 • Nathan Nelson • 3B
- 21 • Jarvis Larry • OF
- 22 • Brian Babin • LHP
- 23 • Jess Poche • 1B
- 25 • Gordon O'Brien • RHP
- 27 • Chase Bundy • OF
- 28 • Brandon LeBlanc • OF
- 30 • Aaron Welbourne • RHP
- 31 • Eric Templet • RHP
- 32 • Scott Atwood • 1B
- 33 • Will Hawkins • OF
- 34 • Steven Feehan • OF
- 35 • Andy Gros • LHP
- 40 • Scott Dohmann • RHP

COACHES

- Tony Robichaux • Head Coach
- Wade Simoneaux • Assistant Coach
- Anthony Babineaux • Assistant Coach
- Jason Gonzalez • Assistant Coach

TRAINERS

- Renee' Fontenot
- David Bourque
- Robin Vidrine

SUPPORT STAFF

- Lynn Williams • Equipment
- Eugene Cazedessus • Manager
- Adam Broussard • Manager
- Jeff Conrad • Sports Information Director
- Rob Broussard • Assistant SID



Louisiana is the only Sun Belt Conference member to advance to the NCAA College World Series.

Setting the Stage

If Cajuns fans were thrilled with the team's performance in 1999, they were jubilant in 2000 when Louisiana advanced to the NCAA College World Series for the first time in both school and Sun Belt Conference history. While in Omaha, the Cajuns proved they were truly among the nation's best, tying for third with their 2-2 record.

In 1999, the Cajuns (42-24, 24-9) were just one win away from advancing to the College World Series, but Rice came back to take the Super Regional championship.

In 2000, however, the cards were just right as the Cajuns (49-20, 20-10) advanced to the school's first-ever CWS. In a reversal of fortunes, the Cajuns saw themselves in a 1-0 hole in the Super Regional at Columbia, S.C. Just as Rice did (to the Cajuns) the previous year, the Cajuns did to the South Carolina Gamecocks.

The Cajuns' amazing comeback was capped off by KPEL announcer and Voice of the Ragin' Cajuns Jay Walker after UL's 3-2 win over No. 1 South Carolina:

"All year long, they clicked their heels and said there's no place like home. Now, the Ragin' Cajuns will end the 2000 season in baseball version of Oz. Louisiana...is in the College World Series."

The Cajuns "Cinderella Season" continued. UL became the first school in NCAA history to win two games in its inaugural visit to Omaha.

The Cajuns in Omaha

Louisiana added its name to one of the most memorable games in school and CWS history with a thrilling 5-4 come-from-behind victory in the bottom of the ninth against Clemson.

In a series of events that will be simply known as "The Play" to Cajuns fans, outfielder Steven Feehan laid a perfect bunt down to score the tying run and shortstop Rick Haydel took advantage of a Clemson error to race all the way from second base and make a perfect slide for the game-winning run.

But, before that, Louisiana enjoyed another record-setting season.

For the fourth straight season, the Cajuns claimed an NCAA Regional berth and established itself as



Scott Dohmann led the Ragin' Cajuns to their first victory of the 2000 College World Series.





Rick Haydel's game-winning run against Clemson as become known simply as "The Play".

one of only seven teams to advance to consecutive NCAA Super Regional appearances.

The Cajuns then met No. 1-ranked South Carolina, and things looked grim after the first game of the series as the Gamecocks took a 6-3 win. However, freshman pitcher Andy Gros enjoyed a career night in game two, tossing a complete-game victory with 10 strikeouts.

That set the stage for a deciding game with the winner advancing to Omaha. The Cajuns took an early lead, but South Carolina struck for two runs in the seventh inning to earn a 2-1 advantage. Haydel started his postseason magic in the bottom of the inning with a two-out, two-run double, and reliever Gordon O'Brien made it hold up over the final two innings.

Rewriting the School Record Book

When the smoke had settled, Nathan Nelson and Ryan Gill set new single-season records in hits with Nelson becoming the first Cajun to reach triple digits. Feehan ended his career with his name dotted all over the Cajun record book, including No. 1 positions in games, hits and runs.

Scott Dohmann topped Phil Devey to become the winningest pitcher in school history with 26 victories and was named to the Collegiate Baseball All-America Third Team. Fellow hurler Justin Gabriel was also named a Third-Team All-American by the American Baseball Coaches Association. For the third time in the last four seasons Robichaux was honored as Louisiana Coach of the Year.

World Series Recaps

Friday, June 9, 2000 Game 1 (Stanford 6, Louisiana 4)

Rick Haydel hit a two-run home run and **Jarvis Larry** and **Nathan Nelson** each hit solo shots, but it was not enough as the Cajuns fell 6-4 to Stanford in their first-ever trip to Omaha.

Louisiana starter **Justin Gabriel** walked three of the first four batters he faced and never seemed to recover, finishing the game with a season-high seven walks.

Sunday, June 11, 2000 Game 2 (Louisiana 6, San Jose State 3)

The Ragin' Cajuns lived to see another day, scoring five runs on five hits with two outs in a 6-3 victory over San Jose State. The loss eliminated the Spartans, who also made their first trip to the College World Series.

Danny Massiatte had a solo homerun for the Cajuns. **Scott Dohmann** shut down SJSU. He got his third win of the postseason, going six and a third innings.

Wednesday, June 14, 2000 Game 3 (Louisiana 5, Clemson 4)

Rick Haydel slid under the tag of Clemson catcher Brian Ellis to score the winning run and advance in the College World Series 5-4.

Will Hawkins and **Tommy Clark** hit back-to-back homeruns in the fourth inning and **Steven Feehan** stole home in the fifth to give the Cajuns a 3-0 lead. The Tigers overcame the six-plus shutout innings with a four run seventh.

Thursday, June 15, 2000 Game 4 (Stanford 19, Louisiana 9)

Edmund Muth hit three home runs and Andy Topham hit a grand slam to eliminate the Cajuns from the College World Series, 19-9.

Stanford and Louisiana combined for eight home runs. The Cajuns committed four errors, which produced eight unearned Cardinal runs. **Steven Feehan**, **Will Hawkins**, **Scott Atwood** and **Nathan Nelson** all homered for UL.

The Road to Omaha

NCAA REGIONAL

M.L. "Tigue" Moore Field (Lafayette, La.)

Friday, May 26, 2000

Game 1 - Louisiana 11, McNeese State 5

McNeese State	2	0	3	0	0	0	5	8	2
Louisiana	0	0	1	3	1	1	5	11	12

Saturday, May 27, 2000

Game 2 - Louisiana 5, East Carolina 3

East Carolina	0	0	3	0	0	0	3	10	2
Louisiana	0	1	0	3	0	1	0	5	8

Sunday, May 28, 2000

Game 3 - Louisiana 8, East Carolina 5

Louisiana	2	0	4	2	0	0	8	12	3
East Carolina	3	0	0	1	0	0	5	10	1

Louisiana wins Regional, 3-0

NCAA SUPER REGIONAL

Sarge Frye Field (Columbia, S.C.)

Friday, June 2, 2000

Game 1 - South Carolina 6, Louisiana 3

Louisiana	0	0	0	0	1	2	3	5	1
South Carolina	0	0	0	0	6	0	6	8	1

Saturday, June 3, 2000

Game 2 - Louisiana 7, South Carolina 1

South Carolina	1	0	0	0	0	0	1	4	2
Louisiana	2	0	2	3	0	0	7	10	2

Sunday, June 4, 2000

Game 3 - Louisiana 3, South Carolina 2

South Carolina	0	0	0	0	2	0	2	6	0
Louisiana	0	0	0	1	2	0	3	8	2

Louisiana wins Super Regional, 2-1

NCAA COLLEGE WORLD SERIES

Rosenblatt Stadium (Omaha, Neb.)

Friday, June 9, 2000

Game 1 - Stanford 6, Louisiana 4

Louisiana	0	0	0	2	1	1	4	7	1
Stanford	0	0	2	1	0	1	6	7	1

Sunday, June 11, 2000

Game 2 - Louisiana 6, San Jose State 3

San Jose State	0	1	0	0	2	0	3	5	1
Louisiana	0	2	0	2	1	1	6	10	1

Wednesday, June 14, 2000

Game 3 - Louisiana 5, Clemson 4

Clemson	0	0	0	0	4	0	4	4	3
Louisiana	0	0	0	2	1	0	5	10	2

Thursday, June 15, 2000

Game 4 - Stanford 19, Louisiana 9

Louisiana	1	5	1	0	0	1	9	11	4
Stanford	0	5	0	1	7	2	19	17	1

T-3rd Place (2-2)





Louisiana has advanced to four Sun Belt Conference Tournament championship games, while claiming the 1998 tournament title in Mobile, Ala.

SUN BELT TOURNAMENT // 31-32 (17 APPEARANCES)

1992 // AT MOBILE, ALA. (Runner Up)

5/13	Louisiana 8, WKU 6
5/14	South Alabama 5, Louisiana 4
5/14	Louisiana 4, UCF 3
5/15	South Alabama 11, Louisiana 8

1993 // AT MOBILE, ALA. (T-Fifth)

5/19	South Alabama 9, Louisiana 3
5/20	Louisiana Tech 11, Louisiana 10

1994 // AT MOBILE, ALA. (T-Fifth)

5/18	Jacksonville 22, Louisiana 6
5/19	Lamar 10, Louisiana 3

1996 // AT MOBILE, ALA. (T-Fifth)

5/15	Arkansas State 13, Louisiana 10
5/16	South Alabama 13, Louisiana 3

1997 // AT LAFAYETTE, LA. (Runner-Up)

5/14	Louisiana 12, Texas-Pan American 2
5/15	Louisiana 8, Louisiana Tech 6
5/16	South Alabama 5, Louisiana 0
5/16	Louisiana 6, Arkansas State 5
5/17	Louisiana 12, South Alabama 9
5/17	South Alabama 9, Louisiana 2

1998 // AT MOBILE, ALA. (Tournament Champion)

5/13	Louisiana 8, New Orleans 6
5/14	Louisiana 11, Lamar 4
5/15	Louisiana 11, South Alabama 4
5/16	New Orleans 20, Louisiana 5
5/16	Louisiana 10, New Orleans 7

1999 // AT METAIRIE, LA. (T-Third)

5/18	Louisiana 10, UALR 0
5/19	Louisiana 9, WKU 2
5/20	FIU 8, Louisiana 4
5/21	WKU 6, Louisiana 0

2000 // AT MOBILE, ALA. (T-Third)

5/17	WKU 8, Louisiana 3
5/18	Louisiana 13, Louisiana Tech 2
5/19	Louisiana 7, WKU 3
5/19	Louisiana 14, FIU 4
5/20	FIU 9, Louisiana 2

2002 // AT MOBILE, ALA. (T-Seventh)

5/22	Arkansas State 10, Louisiana 3
5/23	WKU 2, Louisiana 1

2003 // AT LAFAYETTE, LA. (T-Third)

5/21	Middle Tennessee 6, Louisiana 4
5/22	Louisiana 9, New Mexico State 4
5/23	Louisiana 6, UALR 1
5/24	Middle Tennessee 10, Louisiana 2

2004 // AT MOBILE, ALA. (T-Third)

5/26	Louisiana 12, New Mexico State 9
5/27	Middle Tennessee 8, Louisiana 6
5/28	Louisiana 7, New Mexico State 3
5/28	Louisiana 6, Middle Tennessee 2
5/29	Middle Tennessee 15, Louisiana 10

2005 // AT MIAMI, FLA. (T-Third)

5/25	WKU 10, Louisiana 7
5/26	Louisiana 9, New Mexico State 5
5/27	Louisiana 6, WKU 4
5/27	Middle Tennessee 7, Louisiana 5

2006 // AT BOWLING GREEN, KY. (T-Third)

5/24	Louisiana 8, Arkansas State 7
5/25	Middle Tennessee 5, Louisiana 2
5/26	Louisiana 8, South Alabama 5
5/26	Middle Tennessee 14, Louisiana 7

2007 // AT MOBILE, ALA. (Runner-Up)

5/23	Louisiana 3, South Alabama 2 (10 inn.)
5/24	Louisiana 9, Troy 7
5/25	Louisiana 5, South Alabama 0
5/26	New Orleans 8, Louisiana 2

2008 // AT LAFAYETTE, LA. (T-Third)

5/21	Louisiana 6, Troy 1
5/23	Louisiana 8, South Alabama 1
5/24	New Orleans 10, Louisiana 0 (7 inn.)
5/24	New Orleans 6, Louisiana 5

2009 // AT TROY, ALA. (T-Third)

5/20	Louisiana 11, FIU 3
5/21	Louisiana 5, Middle Tennessee 4
5/22	Middle Tennessee 17, Louisiana 8
5/23	Middle Tennessee 6, Louisiana 2

2010 // AT MURFREESBORO, TENN. (T-Seventh)

5/26	Arkansas State 8, Louisiana 6
5/27	Middle Tennessee 3, Louisiana 0

SUN BELT TOURNAMENT MVP

1998	B.J. Ryan, P/OF/1B
1992	Papo Ramos, OF

SUN BELT ALL-TOURNAMENT TEAM

2009	Justin Robichaux, P
	Scott Hawkins, 1B
2008	Hunter Moody, P
	Brent Solich, P
	Scott Hawkins, DH
2007	Brent Solich, P
	Jefferies Tatford, OF
	Matt Casbon, 1B
2006	Jonathan Lucroy, C
2005	Jonathan Lucroy, DH
2004	Kevin Ardoin, P
	Kevin Preau, OF

AMERICAN SOUTH TOURNAMENT MVP


1991	Andy Fox, DH
1990	Damian Grossie, 3B
1988	Ken Meyers, SS

ASC ALL-TOURNAMENT TEAM

1991	Gary Haight, P
	Papo Ramos, OF
	Javi DeJesus, P
	Damian Grossie, 3B
	Pete Guarjardo, OF
	Jason Shirey, 2B
1990	Butch Harris, OF
	Tommy Bates, SS
	Brett Simpson, P
	Pete Guajardo, OF
1989	David Smith, OF
1988	Howard Landry, P
	Joe Turk, DH
	Al Mendibles, 2B
	Ruben Rodriguez, OF



Louisiana's magical run in 2000 culminated in a trip to the College World



Ten years earlier, Louisiana was one game away from a CWS berth in 1991.

NCAA ALL-REGIONAL SELECTIONS

2010	Zach Osborne (P)
	Justin Robichaux (1B)
2007	Devon Bourque (2B)
	Nolan Gisclair (OF)
	Matt Pilgreen (P)
2005	John Coker (OF)
2000	Andy Gros (P)
	Scott Dohmann (P)
	Ryan Gill (2B)
	Tommy Clark (OF)
	Nathan Nelson (OF)
1999	Nathan Nelson (3B)
	Ian Calais (SS)
	Ryan Gill (OF)
	Danny Massiatte (C)
	Alan Oschner (P)
1991	Michael Watts (OF)
	Andy Fox (DH)
	Chris Benhardt (1B/P)

NCAA REGIONAL MOST OUTSTANDING PLAYER

2000	Ryan Gill (2B)
1999	Nathan Nelson (3B)
1991	Papo Ramos (OF)

NCAA COLLEGE WORLD SERIES ALL-TOURNAMENT TEAM

2000	Steven Feehan (OF)
------	--------------------

NCAA POSTSEASON // 20-25 (12 APPEARANCES)

1988 NCAA MIDWEST REGIONAL // STILLWATER, OKLA.

5/26	Wichita State 6, Louisiana 2
5/27	McNeese State 11, Louisiana 6

1990 NCAA SOUTH I REGIONAL // BATON ROUGE, LA.

5/24	LSU 8, Louisiana 0
5/25	Southern Miss 14, Louisiana 10

1991 NCAA SOUTH II REGIONAL // BATON ROUGE, LA.

5/24	Texas A&M 16, Louisiana 4
5/26	Louisiana 11, Northwestern State 7
5/27	Louisiana 6, South Alabama 3
5/28	Louisiana 13, Texas A&M 10
5/28	LSU 8, Louisiana 5

1992 NCAA CENTRAL REGIONAL // AUSTIN, TEXAS

5/22	Long Beach State 7, Louisiana 6
5/23	VCU 12, Louisiana 5

1997 NCAA MIDEAST REGIONAL // STARKVILLE, MISS.

5/22	Washington 5, Louisiana 4
5/23	Georgia Tech 8, Louisiana 0

1998 NCAA SOUTH II REGIONAL // BATON ROUGE, LA.

5/21	Tulane 11, Louisiana 5
5/22	LSU 15, Louisiana 6

1999 NCAA REGIONAL // HOUSTON, TEXAS

5/28	Louisiana 13, Texas 6
5/29	Louisiana 5, Houston 3
5/30	Louisiana 19, Houston 8

1999 NCAA SUPER REGIONAL // HOUSTON, TEXAS

6/4	Louisiana 12, Rice 8
6/5	Rice 10, Louisiana 1
6/6	Rice 8, Louisiana 3

2000 NCAA REGIONAL // LAFAYETTE, LA.

5/26	Louisiana 11, McNeese State 5
5/27	Louisiana 5, East Carolina 3
5/28	Louisiana 8, East Carolina 5

2000 NCAA SUPER REGIONAL // COLUMBIA, S.C.

6/2	South Carolina 6, Louisiana 3
6/3	Louisiana 7, South Carolina 1
6/4	Louisiana 3, South Carolina 2

2000 COLLEGE WORLD SERIES // OMAHA, NEB.

6/9	Stanford 6, Louisiana 4
6/11	Louisiana 6, San Jose State 3
6/14	Louisiana 4, Clemson 3
6/15	Stanford 19, Louisiana 9

2002 NCAA REGIONAL // BATON ROUGE, LA.

5/31	Louisiana 6, Tulane 3
6/1	Louisiana 5, LSU 0
6/2	LSU 12, Louisiana 2
6/3	LSU 12, Louisiana 2

2005 NCAA REGIONAL // NEW ORLEANS, LA.

6/3	Alabama 7, Louisiana 5
6/4	Louisiana 9, Southern 1
6/5	Alabama 4, Louisiana 3

2007 NCAA REGIONAL // COLLEGE STATION, TEXAS

6/1	Louisiana 5, Ohio State 4
6/2	Louisiana 5, Texas A&M 4
6/3	Texas A&M 4, Louisiana 1
6/4	Texas A&M 5, Louisiana 2

2010 NCAA REGIONAL // AUSTIN, TEXAS

6/4	Louisiana 1, Rice 0
6/5	Texas 4, Louisiana 2
6/6	Rice 9, Louisiana 1



Jerry Bourgeois
February 14, 1988

Bourgeois was the last Cajuns hurler to throw a no-hitter. He struck out six batters in nine innings during Louisiana's 10-1 victory over Southern.



Tommy Bates
February 10, 1990

Bates became the first - and subsequently only - player to hit for the cycle in school history. He went 4-for-5, scoring three runs and driving in two more during Louisiana's 10-0 win over TCU. That wasn't the only single-game record set that day by a Cajun. Perry Berry became the first player in school history to hit three home runs in a single game - all three of his hits that day were home runs.



Kolin Hatfield
March 31, 2007

Hatfield became just the seventh player in school history to hit three home runs in a game, when he knocked three out of the park at FIU on March 31, 2007.

FIVE-HIT GAMES (SCHOOL SINGLE-GAME RECORD)

Date	Player	Opponent	AB	H	R	2B	3B	HR	RBI
March 31, 2007	Kolin Hatfield	at Florida International	5	4	5	1	0	3	9
March 11, 2007	Jonathan Lucroy	vs. South Alabama	5	4	5	1	0	0	1
April 11, 2006	Jameson Parker	at ULM	5	5	2	0	1	0	1
May 6, 2005	Dallas Morris	at New Mexico State	6	5	4	0	0	2	5
April 16, 2005	Jonathan Lucroy	at New Orleans	6	5	1	2	0	0	3
March 11, 2005	Justin Morgan	vs. Harvard	5	5	2	3	0	0	4
May 12, 2001	Bryan Sneed	at New Mexico State	6	5	1	0	0	1	4
May 30, 1999	Will Hawkins	at Houston	5	5	3	1	0	0	5
April 26, 1998	Brett Stafford	at South Alabama	6	5	3	0	0	2	2
March 23, 1997	Oswaldo Aguirre	at UALR	5	5	2	1	0	1	8
May 15, 1996	Chris Webb	vs. Arkansas State	6	5	2	0	0	0	1
February 18, 1996	Oswaldo Aguirre	at UCF	5	5	2	1	0	1	5
April 16, 1994	Oswaldo Aguirre	vs. Lamar	6	5	1	1	0	0	5
February 10, 1996	Tony Landry	vs. Prairie View A&M	5	5	1	1	0	0	5
April 1, 1995	John McClure	vs. Western Kentucky	5	5	3	0	1	0	4
March 9, 1991	Andy Fox	vs. Tulane	6	5	3	0	0	1	3
April 16, 1989	Ron Vincent	at New Orleans	6	5	2	2	0	0	2
April 29, 1988	Al Mendibles	vs. Lamar	5	5	2	1	0	0	1
April 4, 1988	Terry Fitzpatrick	vs. Ouachita Baptist	6	5	1	0	0	0	3
April 4, 1986	Ron Robicheaux	at Louisiana Tech	5	5	4	0	0	2	4

THREE HOME RUN GAMES (SCHOOL SINGLE-GAME RECORD)

Date	Player	Opponent	AB	H	R	2B	3B	HR	RBI
March 31, 2007	Kolin Hatfield	at Florida International	5	4	5	1	0	3	9
April 26, 2003	Corey Coles	at New Orleans	6	4	4	0	0	3	6
May 11, 2002	Chase Lambin	at South Alabama	4	4	3	1	0	3	7
April 8, 1992	Papo Ramos	vs. McNeese State	5	3	3	0	0	3	7
March 2, 1991	Chris Benhardt	vs. Clemson	5	3	3	0	0	3	7
April 30, 1990	Greg Blevins	at Northwestern State	5	3	3	0	0	3	8
February 10, 1990	Perry Berry	vs. TCU	4	4	3	0	0	3	4

HITTING FOR THE CYCLE

Date	Player	Opponent	AB	H	R	2B	3B	HR	RBI
February 10, 1990	Tommy Bates	vs. TCU	5	4	3	1	1	1	2

NO-HITTERS

Date	Player	Opponent	Result	IP	H	BB	K
February 14, 1988	Jerry Bourgeois	vs. Southern	W, 10-1	9.0	0	3	6
May 4, 1983	Scott Hurst	vs. New Orleans	W, 10-0	7.0	0	3	2
March 18, 1982	Todd Credeur	vs. Southern Miss	W, 5-0	7.0	0	1	7
April 30, 1978	Jose Alvarez	vs. Texas-Arlington	W, 11-0	9.0	0	6	10

ONE-HITTERS

Date	Player	Opponent	Result	IP	H	BB	K
April 9, 2010	Zach Osborne	vs. Troy	W, 6-0	9.0	1	1	7
April 8, 2006	Buddy Glass	vs. Texas A&M-Corpus Christi	W, 9-0	9.0	1	1	9
February 27, 2004	Kevin Ardoin	vs. Stony Brook	W, 5-0	9.0	1	0	12
May 2, 1999	Scott Dohmann	vs. Louisiana Tech	W, 12-0	7.0	1	0	5
March 5, 1993	Brendan Daly	vs. Mississippi	W, 3-0	9.0	1	4	8
March 5, 1991	Javi DeJesus	vs. Houston Baptist	W, 10-0	7.0	1	3	9
February 21, 1990	Jeff Allen	vs. Mississippi Valley State	W, 5-0	5.0	1	3	2
February 28, 1990	Brett Simpson	vs. Nicholls State	W, 2-1	9.0	1	2	9
April 26, 1990	Brian Fontenot	vs. Prairie View A&M	W, 13-0	5.0	1	1	7
April 25, 1989	Dan Woolly	vs. Prairie View A&M	W, 8-0	7.0	1	2	7
April 13, 1988	Dan Woolly	vs. LeTourneau	W, 19-1	5.0	1	1	9
April 9, 1988	Howard Landry	at Arkansas State	W, 9-0	7.0	1	1	9
February 23, 1984	Garrett O'Connor	at Nicholls State	W, 2-0	9.0	1	2	11
May 1, 1982	Todd Credeur	vs. McNeese State	W, 8-1	7.0	1	2	7
March 12, 1980	David Guidry	vs. Canisius	W, 4-1	7.0	1	7	6
March 12, 1978	Mike Tidwell	vs. Southeastern Louisiana	W, 8-0	7.0	1	3	5
March 1, 1978	Matt Bullinger	at Northwestern State	W, 5-1	7.0	1	5	7
1974	Carl Meche	at Southeastern Louisiana	W, 2-0	7.0	1	2	7

TWO-HITTERS

Date	Player	Opponent	Result	IP	H	BB	K
March 17, 2003	Jordy Templet	vs. Illinois-Chicago	W, 7-1	9.0	2	2	9
February 19, 2003	Jordy Templet	vs. Southeastern Louisiana	W, 10-0	9.0	2	0	12
February 23, 1997	Trey Poland	at McNeese State	W, 4-2	9.0	2	2	9
February 10, 1996	Ian Methvin	vs. Prairie View A&M	W, 24-0	7.0	2	1	7
April 13, 1996	Chad Bailey	vs. Texas-Pan American	W, 4-0	7.0	2	2	0
March 26, 1995	Jason Sheppard	vs. New Orleans	W, 6-1	9.0	2	4	9
March 30, 1994	Chad Domingue	vs. Ouachita Baptist	W, 10-0	7.0	2	1	9
February 25, 1989	Donne Wall	vs. Arkansas Tech	W, 12-0	9.0	2	2	8
April 8, 1986	Xavier Hernandez	vs. Nicholls State	W, 1-0	9.0	2	1	9
April 8, 1985	Dale West	vs. Jackson State	W, 4-0	7.0	2	2	8
March 19, 1982	Darren Duhon	vs. Illinois-Chicago	W, 2-0	7.0	2	2	7
February 26, 1979	Marc Baronet	vs. Tulane	W, 2-1	7.0	2	1	0
April 1, 1978	Matt Bullinger	vs. Arkansas State	W, 3-0	7.0	2	2	4
April 4, 1978	Dean Conwell	vs. Nicholls State	W, 11-0	7.0	2	2	7



Ron Guidry made his major league debut in 1975 with the New York Yankees. His first full season came in 1977, when the Lafayette native finished the season with a 16-7 record and 2.82 ERA, while striking out 176 batters. Guidry is perhaps remembered most for his magical season of 1978. That year, "Gator", as he was known to fans and teammates, delivered one of the best pitching records in major league history. Guidry compiled a 25-3 record with a 1.74 earned run average.

He set a then-Yankee record with 248 strikeouts and also pitched nine shutouts. Guidry started all 35 games in which he appeared. That season, the New York Yankees won their 22nd world championship when they defeated the Los Angeles Dodgers 4-2.

Guidry received many honors and awards for that season, most notably the Cy Young Award. He finished second in the American League MVP voting behind Boston Red Sox outfielder Jim Rice. Guidry was voted Sporting News Player of the Year, Sporting News Man of the Year, AP Male Athlete of the Year and was selected to the AP, UPI and Sporting News All-Star teams.

"Gator" would go on to enjoy two more 20-win seasons in 1983 (21) and 1985 (22). He would only surpass the 200 K mark one more time in his career (1979).

During his 14-year major league career, Guidry won five consecutive Gold Glove awards from 1982-86.

He led the American League in ERA in 1978 and 1979. On June 17, 1978, Guidry set the then-American League record for strikeouts with 18.

From 1977 to 1985, Guidry compiled nine-straight double-digit win seasons. In 1983, Guidry pitched a career-high 21 complete games.

On July 13, 1988, Ron Guidry announced his retirement from the Yankees and Major League Baseball.

Guidry finished his stellar career with a 170-91 overall record and 3.29 ERA and 1,778 strikeouts.


RON GUIDRY ON HISTORIC YANKEE STADIUM

"Twenty-seven years ago, I walked into the stadium for the first time and I remember looking at this field and seeing how beautiful this place was...I feel fortunate not only that I got to play pro ball, but I got to play it with the only team I ever wanted to play pro ball for."

RON GUIDRY DAY

On August 23, 2003, Guidry was honored at Yankee Stadium before the Yankees played the Baltimore Orioles. Guidry's uniform number was retired and was presented with a plaque in Monument Park, which includes some of the greatest players to ever don a Yankees uniform like Babe Ruth, Lou Gehrig, Mickey Mantle and Joe DiMaggio.

He became the 16th player in team history--and the second pitcher--to have his number retired in the 101-year history of



Ron Guidry was a four-time All-Star and a member of two World Championship teams with the Yankees.

CAREER STATISTICS

Year	Team	G-GS	W-L	SV	ERA	CG	IP	H	R-ER	BB	SO
1975	NYY	10-1	0-1	0	3.45	0	15.2	15	6-6	9	15
1976	NYY	7-0	0-0	0	5.63	0	16.0	20	12-10	4	12
1977	NYY	31-25	16-7	1	2.82	9	210.2	174	72-66	65	176
1978	NYY	35-35	25-3	0	1.74	16	273.2	187	61-53	72	248
1979	NYY	33-30	18-8	2	2.78	15	236.1	203	83-73	71	201
1980	NYY	37-29	17-10	1	3.56	5	219.2	215	97-87	80	166
1981	NYY	23-21	11-5	0	2.76	0	127.0	100	41-39	26	104
1982	NYY	34-33	14-8	0	3.81	6	222.0	216	104-94	69	162
1983	NYY	31-31	21-9	0	3.42	21	250.1	232	99-95	60	156
1984	NYY	29-28	10-11	0	4.51	5	195.2	223	102-98	44	127
1985	NYY	34-33	22-6	0	3.27	11	259.0	243	104-94	42	143
1986	NYY	30-30	9-12	0	3.98	5	192.1	202	94-85	38	140
1987	NYY	22-17	5-8	0	3.67	2	117.2	111	50-48	38	96
1988	NYY	12-10	2-3	0	4.18	0	56.0	57	28-26	15	32
Career		368-323	170-91	4	3.29	95	2392.0	2198	953-874	633	1778



the Yankees. Whitey Ford is the only other pitcher in team history to have his number retired. Former teammates Goose Gossage and Don Mattingly were among those in attendance to honor Guidry. Hall of Fame catcher Yogi Berra and Louisiana head coach Tony Robichaux were also in attendance for "Ron Guidry Day" in New York City.

COLLEGIATE CAREER

In 1969, Ron Guidry led then-Southwestern Louisiana to a fourth-place finish in the Gulf States Conference with a 12-12 conference record and a 14-16 overall mark. Guidry finished the season 5-1 en route to second team All-Gulf State Conference honors. Guidry finished his freshman campaign with a 1.57 ERA, allowing just 10 earned runs on 36 hits in 56.1 innings. Guidry struck out 50 batters.

In 1970, Guidry led the Cajuns to a runner-up finish in the Gulf States Conference. Then-USL, under head coach Bob

Banna, compiled a 26-15 overall record with a 15-9 mark in conference play. "The Ragin' Cajun", as he would later be known as with the New York Yankees, earned a 7-4 overall record with a 2.37 ERA and 87 strikeouts. Although Guidry's name is not dotted all over the record books, his 1969 freshman season has been noted as one of the best performances by a pitcher in Gulf States Conference history. Guidry finished his two-year college stint with a 12-5 record with a 2.03 ERA. He finished with 137 career strikeouts.

RON GUIDRY, THE PITCHING COACH

Prior to the 2006 season, Guidry joined the New York Yankees coaching staff as the Pitching Coach. In 2006, he led the Yankees pitching staff to a Major League-best 97-65 record in his debut season. Prior to joining the staff, Guidry served as a spring training instructor since 1990 with the Yankees organization.



Players Drafted Since 1965

Year	Round	Player	Team
2010	9th	Zach Osborne	Texas
	14th	Dayton Marze	Toronto
	28th	Chad Keefer	Florida
2009	18th	Greg Wilborn	Los Angeles (NL)
2008	10th	Danny Farquhar	Toronto
	35th	Hunter Moody	Toronto
2007	3rd	Jonathan Lucroy	Milwaukee
	10th	Andrew Laughter	Texas
	15th	Jefferies Tatford	New York (NL)
	29th	Matt Pilgreen	New York (AL)
	48th	Devery Van De Keere	Kansas City
2006	11th	Jason Fernandez	Oakland
	14th	Chad Beck	Arizona
2005	10th	Kevin Ardoin	Detroit
	24th	Dallas Morris	Los Angeles (AL)
	29th	Phillip Hawke	Texas
	31st	Austin Faught	Texas
	39th	Justin Morgan	Chicago (NL)
2004	7th	Patrick Green	Kansas City
	12th	Kevin Ardoin	Texas
	43rd	Austin Faught	Texas
2003	5th	Corey Coles	New York (NL)
	17th	Jordy Templet	Toronto
	35th	Austin Faught	Texas
2002	30th	Justin Gabriel	Milwaukee
	34th	Chase Lambin	New York (NL)
2001	18th	Neil Simoneaux	St. Louis
	27th	Eric Templet	New York (NL)
2000	6th	Scott Dohmann	Colorado
	6th	Danny Massiatte	Tampa Bay
	9th	Nick Webb	Colorado
	10th	Nathan Nelson	Houston
	11th	Rick Haydel	Arizona
	17th	Ryan Gill	New York (AL)
1999	5th	Phil Devey	Los Angeles (NL)
	7th	Jeff Robinson	Milwaukee
	35th	Mo Douglas	Pittsburgh
1998	17th	B.J. Ryan	Cincinnati
1997	5th	Trey Poland	Texas
	41st	Jim Fritz	Philadelphia
1996	33rd	Blaine Phillips	New York (AL)
1995	2nd	Darrin Babineaux	Los Angeles (NL)
1994	38th	Brandon Credeur	Cincinnati
1993	5th	Paul Bako	Cincinnati
	29th	Joe Jumonville	St. Louis
1992	17th	Javi DeJesus	Minnesota
	22nd	Gary Haught	Oakland
	23rd	Papo Ramos	San Francisco
1991	15th	Tommy Bates	Cleveland
1990	4th	Perry Berry	Houston
	9th	Kevin McDonald	Milwaukee
	17th	Joe Burnett	Miami (FSL)
	31st	Todd Unrein	Baltimore
	40th	Damian Grossie	Texas
1989	16th	David King	Kansas City
	18th	Donne Wall	Houston
	27th	David Smith	Seattle
	32nd	John Jarvis	New York (AL)
	37th	Todd Unrein	Cincinnati
	41st	Kevin Meyers	Toronto
1988	15th	Howard Landry	Boston
	20th	Ruben Rodriguez	Milwaukee
	41st	Brad Hebets	Cleveland
	41st	Chris Howard	Seattle
1987	23rd	Adam Lamle	Texas
	36th	Brad Hebets	Texas
1986	4th	Xavier Hernandez	Toronto
	12th	Jose Salva	Toronto
	27th	Glen Anderson	Philadelphia
	32nd	Ron Robicheaux	Pittsburgh
1985	2nd	Garrett O'Connor	New York (AL)
	31st	Dave Alvis	Cleveland
1984	9th	Garrett O'Connor	San Francisco
	44th	Dave Alvis	Texas
	45th	Walt Guillory	Texas
1983	14th	Bob D'Agostino	Chicago (AL)
1982	15th	Bob D'Agostino	Pittsburgh
1980	23rd	Steven Jenter	Cleveland
1978	8th	Jose Alvarez	Atlanta
1976	13th	Kevin Jeansonne	Cleveland
1972	1st	Charles Bordes	Texas
	6th	Al Torregano	Los Angeles (NL)
1971	3rd	Ron Guidry	New York (AL)
	11th	Charles Bordes	San Francisco
1970	34th	Major Swindler	Washington (AL)

Louisiana Players Drafted Under Tony Robicheaux (since 1995)



Zach Osborne
9th // 2010



Dayton Marze
14th // 2010



Chad Keefer
28th // 2010



Greg Wilborn
18th // 2009



Danny Farquhar
10th // 2008



Hunter Moody
35th // 2008



Jonathan Lucroy
3rd // 2007




Andrew Laughter
10th // 2007



Jefferies Tatford
15th // 2007



Matt Pilgreen
29th // 2007



Devery Van De Keere
48th // 2007



Jason Fernandez
11th // 2006



Chad Beck
14th // 2006



Kevin Ardoin
10th // 2005



Dallas Morris
24th // 2005



Phillip Hawke
29th // 2005



Austin Faught
31st // 2005



Justin Morgan
39th // 2005



Patrick Green
7th // 2004



Kevin Ardoin
12th // 2004



Austin Faught
43rd // 2004



Corey Coles
5th // 2003



Jordy Templet
17th // 2003



Austin Faught
35th // 2003



Justin Gabriel
30th // 2002




Chase Lambin
34th // 2002



Neil Simoneaux
18th // 2001



Eric Templet
27th // 2001



Scott Dohmann
6th // 2000



Danny Massiatte
6th // 2000



Nick Webb
9th // 2000



Nathan Nelson
10th // 2000




Rick Haydel
11th // 2000



Ryan Gill
17th // 2000



Phil Devey
5th // 1999



Jeff Robinson
7th // 1999



Mo Douglas
35th // 1999



B.J. Ryan
17th // 1998



Trey Poland
5th // 1997



Jim Fritz
41st // 1997



Blaine Phillips
33rd // 1996



Darrin Babineaux
2nd // 1995





Zach Osborne
// 2010 //



Scott Hawkins
// 2007 //




Jonathan Lucroy
// 2005, 2007 //



Hunter Moody
// 2006 //




Austin Faught
// 2005 //



Scott Dohmann
// 2000 //



Justin Gabriel
// 2000 //



Andy Gros
// 2000 //



Phil Devey
// 1999 //



Steven Feehan
// 1999 //



Danny Massiatte
// 1999 //



Alan Ochsner
// 1999 //




Cody Robbins
// 1997 //



Trey Poland
// 1997 //




Javi DeJesus
// 1992 //



Papo Ramos
// 1992 //



Gary Haught
// 1991 //



Lionel Kleinpeter
// 1964 //

ALL-AMERICANS

- 2010 Zach Osborne, P**
ABCA/Rawlings (3rd)
- 2007 Jonathan Lucroy, C**
ABCA/Rawlings (2nd)
Baseball America (3rd)
Scott Hawkins, DH
ABCA/Rawlings (2nd)
- 2006 Hunter Moody, P**
Louisville Slugger (2nd)
ABCA/Rawlings (3rd)
- 2005 Austin Faught, P**
Louisville Slugger (2nd)
Jonathan Lucroy, DH
Freshman Louisville Slugger (1st)
- 2000 Scott Dohmann, P**
Collegiate Baseball (3rd)
Justin Gabriel, P
ABCA (3rd)
Andy Gros, P
Freshman Collegiate Baseball (HM)
- 1999 Phil Devey, P**
NCBWA (1st)
ABCA (2nd)
Collegiate Baseball (3rd)
Baseball America (3rd)
Steven Feehan, OF
NCBWA (HM)
Danny Massiatte, C
NCBWA (HM)
Alan Ochsner, RP
ABCA (3rd)
NCBWA (HM)
- 1997 Cody Robbins, P**
NCBWA (2nd)
Collegiate Baseball (3rd)
Trey Poland, P
Baseball America (3rd)
- 1992 Javi DeJesus, P**
Collegiate Baseball (1st)
Baseball America (3rd)
Papo Ramos, OF
Baseball America (3rd)
- 1991 Gary Haught, P**
Collegiate Baseball (2nd)
- 1964 Lionel Kleinpeter, OF**
NAIA (2nd)

CoSIDA ACADEMIC ALL-AMERICAN

- 2010 Alex Fuselier, OF**
CoSIDA District VI (2nd)
- 1998 Kevin Cantrelle, OF**
CoSIDA Academic All-American (1st)
CoSIDA District VI (1st)
- 1992 Jason Shirey, 2B**
CoSIDA District VI (1st)
- 1991 Tommy Bates, SS**
CoSIDA Academic All-American (1st)
CoSIDA District VI (1st)
Mark Broussard, IF
CoSIDA District VI (2nd)
- 1984 Benny Burke, OF**

ABCA ALL-SOUTH CENTRAL

- 2010 Zach Osborne, P (1st)**
Chad Keefer, C (2nd)
- 2009 Justin Robichaux, RP (2nd)**
- 2008 Hunter Moody, P (1st)**
- 2007 Jonathan Lucroy, C (1st)**
Scott Hawkins, DH/UT (1st)
Danny Farquhar, RP (2nd)
- 2006 Hunter Moody, P (1st)**
- 2005 Austin Faught, P (1st)**
Dallas Morris, 3B (1st)
John Coker, OF (1st)
Kevin Ardoin, P (2nd)
Phillip Hawke, 1B (2nd)
- 2004 Dallas Morris, 3B (1st)**
Rhett Buras, DH (1st)
Kevin Ardoin, P (2nd)
- 2003 Corey Coles, OF (1st)**
- 2002 Corey Coles, OF (1st)**
Andy Gros, P (2nd)
- 2000 Justin Gabriel, P (1st)**
Scott Dohmann, P (2nd)
- 1999 Phil Devey, P (1st)**
Alan Ochsner, RP (1st)
- 1998 Phil Devey, P (1st)**
Justin Hemme, DH (1st)
Logan Cuellar, P (2nd)
B.J. Ryan, 1B (2nd)
- 1997 Trey Poland, P (1st)**
Cody Robbins, P (1st)
Kevin Cantrelle, OF (2nd)
- 1991 Ken Meyers, C (1st)**

ABCA ALL-SOUTH CENTRAL COACH OF THE YEAR

- 2010 Tony Robichaux**
- 2000 Tony Robichaux**
- 1999 Tony Robichaux**
- 1991 Mike Boulanger**

COLLEGIATE BASEBALL NATIONAL PLAYER OF THE WEEK

- 1999 Phil Devey (5/8)**
Phil Devey (3/23)
- 1992 Javi DeJesus (5/12)**

COLLEGEBASEBALLINSIDER.COM NATIONAL PLAYER OF THE WEEK

- 2004 Kevin Ardoin (3/5)**


LOUISVILLE SLUGGER COLLEGIATE BASEBALL PLAYER OF THE WEEK

- 2004 Phillip Hawke (3/22)**

JOHNNY BENCH NATIONAL COLLEGIATE CATCHER OF THE YEAR

- 2000 Danny Massiatte (Semifinalist)**





Major Swindler

ALL-GULF STATES

1969	Major Swindler, OF (1st)
	Ron Guidry, P (2nd)
	Paul Trahan, C (2nd)
	Charles Bordes, IF (2nd)
1966	Leslie O'Neal, P (1st)
	Leonard Kleinpeter, OF (1st)
	Richard Storms, 3B (2nd)
1966 (Coaches)	Leslie O'Neal, P (1st)
	Leonard Kleinpeter, OF (1st)
1965	Harry Stelly, P
	Dwight Caillouet, C
1964	Harry Stelly, P
	Lionel Kleinpeter, OF
1963	Harry Stelly, P (1st)
	Pat Richard, UT (1st)
	Lionel Kleinpeter, OF (1st)
	Leslie O'Neal, P (2nd)
	Leonard Kleinpeter, UT (2nd)
1962	Eddie Mouton, OF (1st)
1961	Eddie Mouton, OF (1st)

ALL-SOUTHLAND


1979	Jerry Nalley, OF (1st)
1978	Jose Alvarez, P (1st)
	Mickey Berry, SS (1st)
	Herb Weaver, OF (1st)
1977	Dave Oliver, OF (1st)

ALL-AMERICAN SOUTH

1991	Ken Meyers, C (1st)
	Tommy Bates, SS (1st)
	Gary Haught, P (1st)
	Wade Sholmire, OF (1st)
	Chris Benhardt, P (2nd)
	Papo Ramos, OF (2nd)
1990	Ken Meyers, C (1st)
	Kevin McDonald, P (1st)
	Perry Berry, 2B (1st)
	Joe Burnett, OF (1st)
	Butch Harris, OF (1st)
	Greg Blevins, C (1st)
	Damian Grossie, 3B (2nd)
1989	Donne Wall, P
	Butch Harris, OF
	David King, DH
1988	Howard Landry, P
	Ramon Hernandez, OF

ALL-SUN BELT

2010	Zach Osborne, P (1st)
	Chad Keefer, C (2nd)
2009	Scott Hawkins, DH (2nd)
2008	Hunter Moody, P (1st)
2007	Buddy Glass, P (1st)
	Jonathan Lucroy, C (1st)
	Scott Hawkins, DH (1st)
	Hunter Moody, P (2nd)
	Danny Farquhar, P (2nd)
	Jefferies Tatford, OF (2nd)



Mickey Berry


2006	Hunter Moody, P (1st)
	Buddy Glass, P (2nd)
	Devery Van De Keere, UT (2nd)
2005	Micah Cockrell, UT (1st)
	Austin Faught, P (1st)
	Dallas Morris, 3B (1st)
	Kevin Ardoin, P (2nd)
	John Coker, OF (2nd)
	Phillip Hawke, 1B (2nd)
	Josh Landry, OF (2nd)
	Jonathan Lucroy (2nd)
	Justin Merendino (2nd)
2004	Justin Bourque, DH (1st)
	Phillip Hawke, 1B (2nd)
	Dallas Morris, 3B (2nd)
	Ryan Core, C (2nd)
2003	Corey Coles, OF (1st)
	Jordy Templet, P (1st)
	Ryan Core, C (2nd)
2002	Andy Gros, P (1st)
	Corey Coles, OF (1st)
2001	Robert Shelton, 3B (2nd)
2000	Scott Dohmann, P (1st)
	Justin Gabriel, P (1st)
	Ryan Gill, UT (1st)
	Danny Massiatte, C (1st)
	Nathan Nelson, 3B (1st)
	Steven Feehan, OF (2nd)
	Will Hawkins, OF (2nd)
1999	Phil Devey, P (1st)
	Danny Massiatte, C (1st)
	Steven Feehan, OF (2nd)
	Nathan Nelson, 3B (2nd)
1998	Justin Hemme, DH (1st)
	Phil Devey, P (2nd)
	B.J. Ryan, P (2nd)
	Kevin Cantrelle, OF (2nd)
1997	Trey Poland, P (1st)
	Cody Robbins, P (1st)
	Kevin Cantrelle, OF (1st)
	Justin Hemme, DH (1st)
	Oswaldo Aguirre, 1B (2nd)
1996	Chris Webb, DH (1st)
1995	Tony Spaulding, DH (2nd)
1994	Mike Gautreau, P (1st)
	Michael Judge, OF (2nd)
1993	Joe Jumonville, 3B (1st)
	Brian Carlin, OF (2nd)
	Paul Bako, C (2nd)
1992	Javi DeJesus, P (1st)
	Papo Ramos, OF (1st)
	Wade Sholmire, OF (2nd)



Javi DeJesus

ALL-LOUISIANA

2010	Zach Osborne, P (1st)
	Jordan Poirrier, 2B (2nd)
	Chad Keefer (HM)
2009	Justin Robichaux, P (2nd)
2008	Hunter Moody, P (1st)
2007	Danny Farquhar, P (1st)
	Jonathan Lucroy, C (1st)
	Nolan Gisclair, OF (1st)
	Scott Hawkins, DH (1st)
	Buddy Glass, P (2nd)
	Jefferies Tatford, OF (2nd)
	Hunter Moody, P (HM)
2006	Hunter Moody, P (1st)
	Jonathan Lucroy, C (1st)
	Jason Fernandez, P (2nd)
	Buddy Glass, P (2nd)
	Devery Van De Keere, UT (2nd)
	Jameson Parker, SS (HM)
	Jefferies Tatford, 1B (HM)
2005	Austin Faught, P (1st)
	Phillip Hawke, 1B (1st)
	Dallas Morris, 3B (1st)
	Jonathan Lucroy, DH (2nd)
	Micah Cockrell, UT (2nd)
2004	Dallas Morris, 3B (1st)
	Kevin Ardoin, P (2nd)
	Patrick Green, P (2nd)
	Justin Merendino, 2B (2nd)
2003	Corey Coles, OF (1st)
2002	Justin Gabriel, P (1st)
	Andy Gros, P (2nd)
	Corey Coles, UT (2nd)
2000	Scott Dohmann, P (1st)
	Justin Gabriel, P (1st)
	Rick Haydel, SS (1st)
	Ryan Gill, UT (1st)
	Danny Massiatte, C (2nd)
	Steven Feehan, OF (HM)
1999	Phil Devey, P (1st)
	Steven Feehan, OF (2nd)
	Nathan Nelson, 3B (2nd)
	Danny Massiatte, C (HM)
1998	Justin Hemme, DH (1st)
	B.J. Ryan, UT (1st)
	Phil Devey, P (2nd)
	Kevin Cantrelle, OF (2nd)
1997	Trey Poland, P (1st)
	Cody Robbins, P (1st)
	Justin Hemme, DH (1st)
	Kevin Cantrelle, OF (2nd)
	Oswaldo Aguirre, 1B (2nd)
1996	Chris Webb, DH (1st)
	Ian Methvin, P (2nd)
1995	Tony Spaulding, DH (2nd)
1994	Mike Gautreau, P (1st)
	Michael Judge, OF (2nd)
	Travis Krause, OF (2nd)
1992	Papo Ramos, OF (1st)
	Javi DeJesus, P (1st)



Ken Meyers

1991	Tommy Bates, SS (1st)
	Chris Benhardt, P (1st)
	Andy Fox, DH (1st)
	Gary Haught, P (1st)
	Ken Meyers, C (2nd)
	Wade Sholmire, OF (2nd)
	Papo Ramos, OF (2nd)
	Jason Shirey, 2B (2nd)
1990	Kevin McDonald, P (1st)
	Butch Harris, OF (1st)
	Greg Blevins, C (1st)
	Perry Berry, 2B (2nd)
1989	Donne Wall, P (1st)
	Kevin Meyers, SS (1st)
1988	Howard Landry, P (1st)
	Chris Howard, C (1st)
	Kevin Meyers, SS (1st)
	Joe Turk, DH (1st)
	Al Mendibles, 2B (2nd)
1985	Xavier Hernandez, P
	David Alvis, 1B
	Doug Kellogg, SS
1984	Garrett O'Connor, P
	Doug Kellogg, SS
	Ron Robicheaux, OF

PITCHER OF THE YEAR

2010	Zach Osborne
2007	Danny Farquhar
2006	Hunter Moody

NEWCOMER OF THE YEAR

2007	Nolan Gisclair (OF)
2006	Devery Van De Keere (UT)
1996	Chris Webb (DH)
1988	Chris Howard (C)

COACH OF THE YEAR

2010	Tony Robichaux
2007	Tony Robichaux
2000	Tony Robichaux
1999	Tony Robichaux
1997	Tony Robichaux
1988	Mike Boulanger



SUN BELT PITCHER OF THE YEAR

2006	Hunter Moody
2005	Austin Faught
2000	Scott Dohmann

SUN BELT NEWCOMER OF THE YEAR

2007	Nolan Gisclair (OF)
1997	Trey Poland (P)

SUN BELT COACH OF THE YEAR

2007	Tony Robichaux
2005	Tony Robichaux
1997	Tony Robichaux

SUN BELT PLAYER OF THE WEEK

2010	Alex Fuselier (5/10)
2009	Les Smith (3/23)
	Greg Fontenot (4/6)
2007	Kolin Hatfield (4/2)
	Jefferies Tatford (4/9)
	Jonathan Lucroy (5/7)
2006	Josh Landry (5/22)
2005	Dallas Morris (3/7)
	Justin Morgan (3/28)
	Jonathan Lucroy (4/18)
2004	Phillip Hawke (3/22)
	Dallas Morris (4/12)
2003	Corey Coles (4/28)
2002	Bryan Sneed (4/1)
	Chase Lambin (5/13)
2000	Rick Haydel (3/20)
	Will Hawkins (4/3)
1999	George O'Dwyer (3/29)
	Ryan Gill (4/19)
	Ian Calais (5/17)
1998	Rick Haydel (4/20)
1997	Kevin Cantrelle (3/31)
	Justin Hemme (4/14)
1995	Tony Spaulding (3/20)
1994	Brooke Inzerella (3/28)
	Travis Krause (4/25)
1992	Papo Ramos (4/13)

SUN BELT PITCHER OF THE WEEK

2010	Zach Osborne (3/22)
	Zach Osborne (4/12)
2009	Zach Osborne (4/6)
	Zach Osborne (4/27)
2008	Hunter Moody (2/26)
	Hunter Moody (3/2)
	Hunter Moody (3/24)
2006	Hunter Moody (2/23)
	Hunter Moody (3/14)
	Jason Fernandez (4/3)
	Buddy Glass (4/10)
	Jason Fernandez (4/17)
	Danny Farquhar (5/8)
2005	Kevin Ardoin (2/14)
	Kevin Ardoin (4/18)
2004	Kevin Ardoin (3/2)
	Kevin Ardoin (4/12)
2003	Kevin Ardoin (4/14)
	Jordy Templet (4/21)
	Andy Gros (5/5)
2002	Justin Gabriel (4/1)
	Andy Gros (4/22)
	Kraig Schambough (5/6)
2001	Eric Templet (4/16)
2000	Scott Dohmann (3/13)
	Eric Templet (5/1)
1999	Phil Devey (3/8)
	Alan Ochsner (4/12)
	Scott Dohmann (5/3)
1998	Phil Devey (3/9)
1997	Chad Bailey (3/24)
	Trey Poland (4/21)
1996	Chad Bailey (4/15)
1995	Jason Sheppard (3/27)
1992	Javi DeJesus (3/30)
	Scott Fishback (4/20)
	Javi DeJesus (5/11)

SUN BELT CONFERENCE ALL-ACADEMIC LIST (3.0 GPA and above)

2010	Michael Cook (Civil Engineering)	Jonathan Cottrell (Biology)	Rick Haydel (General Studies)
	Alex Fuselier (Biology)	Geoff Craig (Accounting)	Donald Hooton (BSAT)
	Matt Goulas (General Studies)	Danny Farquhar (Finance)	John McElligot (BSAT)
	Zach Osborne (General Studies)	Nolan Gisclair (General Studies)	Jacob Peterson (Civil Engineering)
	Kyle Bostick (General Studies)	Gregory Harmon (Exercise Science)	Blake Rice (Electrical Engineering)
	Colton Daigle (Finance)	Matt Hicks (Management)	Brad Saloom (Finance)
	Jacob Duhon (Mechanical Engineering)	Blaine LaFleur (Mechanical Engineering)	Dustin Zimmer (Accounting)
	Manning Duhon (Management)	Josh Landry (Finance)	1999
	Greg Fontenot (General Studies)	Jeremy Lucroy (Criminal Justice)	Bret Bailey (General Studies)
	T.J. Geith (General Studies)	Jonathan Lucroy (Sustainable Resources)	Ian Calais (Dietetics)
	Ethan Hebert (Electrical Engineering)	Dustin Miller (Civil Engineering)	*Phil Devey (Mass Communications)
	Chad Keefer (General Studies)	Jameson Parker (Management)	Gordon O'Brien (Economics)
	Jordan Landry (Management)	Alex Preciado (Finance)	George O'Dwyer (General Studies)
	Lance Marvel (General Studies)	Justin Randa (General Studies)	Eric Templet (General Studies)
	Dayton Marze (General Studies)	Ty Rassmussen (Kinesiology)	Castulo Valdez (Finance)
	Jon Masch (General Studies)	Chase Richard (General Studies)	1998
	Jordan Nicholson (General Studies)	Tim Santiago (General Studies)	*Kevin Cantrelle (Finance)
	Kyle Olasin (General Studies)	Steven Schroeder (General Studies)	George O'Dwyer (Undeclared)
	Justin Robichaux (General Studies)	2005	1997
	Joey Satriano (General Studies)	Matthew Bounds	Oswaldo Aguirre (Electrical Engineering)
	Alex Spikes (Chemistry)	Devon Bourque (Electrical Engineering)	Bret Bailey (Liberal Arts)
	Trask Switzenberg (General Studies)	Jeff Cook	Ian Calais (Dietetics)
	Chase Traffica (General Studies)	Austin Faught (Management)	Kevin Cantrelle (Communications)
2009	2009	Buddy Glass (Management)	Rick Haydel (Mechanical Engineering)
	Tyler Benzel (Sports Management)	Phillip Hawke (Finance)	Justin Hemme (Finance)
	Randall Bulliard (General Studies)	Blaine LaFleur (Mechanical Engineering)	Dayne Masters (Marketing)
	Corey Chapman (General Studies)	Jeff Martinez (General Studies)	Jonathan O'Dwyer (Engineering)
	Michael Cook (Civil Engineering)	Justin Merendino	1996
	Tyler Frederick (Finance)	Jeff Mizzi	Oswaldo Aguirre (Electrical Engineering)
	Alex Fuselier (Biology)	Hunter Moody (Management)	Kevin Cantrelle (Communications)
	Chance Harst (General Studies)	Justin Morgan (Kinesiology)	1995
	Ethan Hebert (Electrical Engineering)	Jameson Parker (Finance)	Ian Calais (General Studies)
	William Long (General Studies)	Ian Pecoraro (General Studies)	Kevin Cantrelle (Communications)
	Justin Robichaux (General Studies)	Alex Preciado (Finance)	Lee Cantrelle (Business Administration)
	Les Smith (Finance)	Brandt Sanders (Nursing)	Brandon Credeur (Biology)
	Ben Suit (Mechanical Engineering)	Jonathan Smith (Business Administration)	Mitch Deshotels (General Studies)
	Corey Coles (4/28)	Jefferies Tatford (Civil Engineering)	Brooke Inzerella (Communications)
	Travis Whipple (Land & Resource Mgmt.)	Josh Williams	Ronny Matte (E/S Resources)
2008	2008	2004	John McClure (General Studies)
	Xavier Alexander (General Studies)	Kevin Ardoin (Computer Engineering)	1994
	Gabe Begneaud (General Studies)	Devon Bourque (Electrical Engineering)	Kevin Cantrelle (Communications)
	Corey Chapman (General Studies)	Micah Cockrell (Management)	Mitch Deshotels (General Studies)
	Michael Cook (Civil Engineering)	Ryan Core (General Studies)	James Gamble (Health & PE.)
	Leif Dubois (Management)	Phillip Hawke (Finance)	Brooke Inzerella (Communications)
	Nolan Gisclair (General Studies)	Josh Kohrs (General Studies)	Michael Judge (Restaurant Management)
	Matt Goulas (Exercise Science)	Brandon Montemayor (General Studies)	Marty Lacy (Industrial Technology)
	Chance Harst (General Studies)	Thad Montgomery (Finance)	*1993
	Ethan Hebert (Telecommunications)	Justin Morgan (Kinesiology)	Oswaldo Aguirre (Electrical Engineering)
	Patrick Holloway (Management)	Dallas Morris (Management)	Paul Bako (Finance)
	Blaine LaFleur (Mechanical Engineering)	Jameson Parker (Finance)	Brandon Credeur (Biology)
	Dayton Marze (Exercise Science)	Ian Pecoraro (General Studies)	Brooke Inzerella (Communications)
	Dustin Miller (Nursing)	Brandt Sanders (Nursing)	Michael Judge (Restaurant Mgmt)
	Hunter Moody (General Studies)	Jefferies Tatford (Civil Engineering)	Marty Lacy (Industrial Technology)
	Cy Primeaux (General Studies)	Sport Voorhies (General Studies)	Skip Madden (General Studies)
	Andre Robichaux (General Studies)	2003	Scott Perkins (Biology)
	Justin Robichaux (General Studies)	Kevin Ardoin (Computer Engineering)	*1992
	Steven Schroeder (Management)	Devon Bourque (Electrical Engineering)	Brandon Credeur (Biology)
	James Simon (Computer Science)	Mario Cardinale (Biology)	Javi DeJesus (Music Education)
	Brent Solich (General Studies)	Austin Faught (Management)	Scott Istre (Undeclared)
	Travis Whipple (Land & Resource Mgmt.)	Danny McMurtry (Education)	Jason Shirey (Business Administration)
2007	2007	Justin Morgan (Kinesiology)	Robert Short (Engineering)
	Tim Beasley (General Studies)	Jordy Templet (Industrial Technology)	1990
	Gabe Begneaud (Broadcasting)	Jeremy Whipple (Management)	Tommy Bates, SS (General Studies)
	Brad Benson (General Studies)	2002	Javi DeJesus, P (Music Education)
	Randall Bulliard (Kinesiology)	Kevin Ardoin (Computer Engineering)	Scott Roy, OF (Health & PE.)
	Matt Casbon (Sports Management)	Ken Brown (Criminal Justice)	Todd Unrein, P (Industrial Technology)
	Chris Caswell (Finance)	Phillip Hawke (Finance)	1989
	Corey Chapman (General Studies)	Danny McMurtry (General Studies)	Mark Broussard, IF (Math)
	Geoff Craig (Accounting)	Thad Montgomery (Finance)	James Brown, P (Biological Sciences)
	Buddy Glass (Management)	Justin Morgan (Education)	Sean Gerrard, 2B (Accounting)
	Blaine LaFleur (Mechanical Engineering)	Dallas Morris (Electrical Engineering)	Robert Short, OF (Engineering)
	Andrew Laughter (General Studies)	Kevin Preau (General Studies)	1990
	Michael Levi (General Studies)	Brad Saloom (Finance)	Javi DeJesus, SS (General Studies)
	Jonathan Lucroy (Sustainable Resources)	Doug Vicknair (General Studies)	Scott Roy, OF (Health & PE.)
	Dane Maxwell (Athletic Training)	2001	Todd Unrein, P (Industrial Technology)
	Michael Pettito (Biology)	Scott Atwood (General Studies)	1989
	Cy Primeaux (General Studies)	Rick Haydel (General Studies)	Mark Broussard, IF (Math)
	Justin Robicheaux (Undecided)	Danny McMurtry (General Studies)	Geoff LeJeune (Health & PE.)
	Tim Santiago (General Studies)	Gordon O'Brien (General Studies)	Kevin Meyers, IF (Finance)
2006	2006	Doug Vicknair (General Studies)	Todd Unrein, P (Industrial Technology)
	Devon Bourque (Electrical Engineering)	2000	1988
	Matt Casbon (General Studies)	Charlie Babineaux (Marketing)	Howard Landry (4/11)
	Chris Caswell (Finance)	Bret Bailey (Management)	Howard Landry (5/2)

ASC PLAYER OF THE YEAR

1991	Gary Haught
1989	Donne Wall

ASC COACH OF THE YEAR

1991	Mike Boulanger
1988	Mike Boulanger

ASC PLAYER OF THE WEEK

1991	Ken Meyers (3/18)
	Wade Sholmire (4/8)
	Chris Benhardt (4/15)
	Michael Watts (4/22)
	Andy Fox (5/6)
1990	Damian Grossie (3/19)
	Butch Harris (4/16)
	Pete Guajardo (4/30)
1989	Ron Vincent (3/20)
	David King (4/17)
	David Smith (5/1)
1988	Chris Howard (3/9)

ASC PITCHER OF THE WEEK

1991	Chris Benhardt (4/1)
	Wade Sholmire (4/8)
	Gary Haught (4/29)
	Gary Haught (5/6)
	Donne Wall (4/3)
1989	Donne Wall (4/3)
1988	Kelly Calvin (3/9)
	Howard Landry (4/11)
	Howard Landry (5/2)

SOUTHLAND PITCHER OF THE YEAR

1978	Jose Alvarez
------	--------------

GULF STATES PLAYER OF THE YEAR

1966	Leslie O'Neal
------	---------------

GULF STATES PITCHER OF THE YEAR

1955	Charlie Albritton
------	-------------------



2011 Ragin' Cajuns Baseball Record Book

NOTE: The following is a compilation of **ALL-TIME LETTERWINNERS** for the University of Louisiana baseball program dating back as far as records exist. To make corrections or provide information that will aid in its accuracy, please contact the University of Louisiana Sports Information Office at (337) 851-2255, e-mail [Matt Hebert at mathh@louisiana.edu](mailto:Matt.Hebert@mathh.louisiana.edu), or write to us at Cox Communications Athletic Center, 201 Reinhardt Dr., Lafayette, LA 70506.

-A-	Boudreaux, Jerry 1956	Cole, Robert 1947	Fernandez, Jason 2006	-H-	
Abel, Glynn 1939	Boudreaux, Ray 1966	Coles, Corey 2001-02-03	Fernandez, Richard	Haagen, Blake 2008-09	
Abercrombie, Harold 1939-40	Boudreaux, Roland 1955-56	Coley, R. 1911	Fernandez, Tom 1957-58-59-60	Habetz, Brad 1987-88	
Ackoury, E.A. 1949-50-51	Bouillon, Ken	Colgin, Norman 1927	Ferreira, Robert 1972	Habetz, Randy 1989	
Adamek, Michael 1991	Bourgeois, Jerry 1988-89	Comeaux, Carroll 1958	Fields, Dean 1942	Harmon, Gregory 2006-07-08-09	
Adams, Earl 1923-24-25-26	Bourque, Earl 1939-40	Connwell, Dean 1975-76-77-78	Fishback, Scott 1992-93	Harris, Butch 1989-90	
Adams, Emory 1926-27	Bourque, Devon 2004-05-06-07	Cook, Danny 1977-78	Fitzpatrick, Terry 1987-88	Harrison, Tom 1946-47-48-49	
Aguirre, Oswaldo 1994-95-96-97	Bourque, Justin 2002-04	Cook, Michael 2008-09-10	Foley, David 1927	Harst, Chance 2008	
Albarado, Don 1958-59-60	Bourque, R. 1918	Cox, Jim 1981	Fontenot, Brian 1990	Hart, Joe 1973-74-75-76	
Albritton, Charlie 1954-55-56-57	Boutin, Donnie 1983-84-85	Copple, Bobby 1957-58	Fontenot, Greg 2008-09-10	Hatfield, Kolin 2006-07	
Aleman, Slattery 1912-13-14-15	Bowman, Brian 2008-10	Core, Ryan 2003-04	Fontenot, Jeff 1995	Haught, Gary 1991-92	
Alexander, Troy 1985	Boyd, Dalton 1947-48-49-50	Coriel, Leonard 1961	Fontenot, Jo Jo	Hawke, Phillip 2002-03-04-05	
Alexander, Xavier 2007	Boyd, Justin 2001	Corley, Claude 1981-82-83-85	Ford, Beverly 1962	Hawkins, Floyd 1915-16-17-18	
Allen, Jeff 1990	Boyd, Willy 1974-75-76	Corley, Don 1956	Foreman, Frank 1955	Hawkins, Frank 1923	
Alonzo, Don 1952-53-54-55	Brackin, Gene 1965-66-67	Cotton, Wayne 1980-81	Foreman, Sam 1941-42	Hawkins, Scott 2006-07-08-09	
Alvarez, Jose 1977-78	Brackin, Steve 1958-59-60-61	Cottrell, Jonathan 2005-06	Fortier, Tony 1948	Hawkins, Will 1999-00	
Alvaro, Billy 1988-89-90	Bradshaw, Ron 1987	Courville, Gaston 1916-17-18	Fox, Andy 1991-92	Hawthorne, Kyle 1975	
Alvis, David 1982-83-84-85	Breaux, Andre 1978-79	Covington, Jamie 1922-23	Frankel, Lee 1981	Haydel, Rick 1998-99-00-01	
Anders, W. 1912	Breaux, David 1974	Cox, Greg 1985	Frazier, Len 1980-81	Hays, Aaron 2004	
Anderson, Glenn 1986	Breen, Richard 1940-41-42	Craig, Geoff 2006	Frazier, Jim 1963	Hebert, Charles 1927	
Arceneaux, Chad 1998-99	Bridges, Thomas 1981	Credeur, Brandon 1993-94-95	Frederick, Tyler 2010	Hebert, Frank 1948-49	
Arceneaux, Nelson 1946	Brogden, Jason 1985	Credeur, Todd 1982-83-84-85	Fricke, David 1986	Hebert, Gerald 1963-66	
Ardoin, Kevin 2002-03-04-05	Brooks, Kenneth 1979-80	Crick, Bobby 1952-53	Fritz, Jim 1997	Hebert, Glenn 1973	
Arena, Phil 1957-58-59-60	Brooks, Tim 1988	Crosby, Cyrus 1990-91	Frost, Robert 1994	Hebert, Malcolm 1950	
Arnault, George 1946	Broussard, Brent 1971	Crowson, George 1929-30-31	Fryman, Craig 1980-81	Hebert, Mike 1978-79-80-81	
Ashmun, Ricky 2002	Broussard, Kern 1994-95	Cuellar, Logan 1998	Funk, Guy 1948-49-50-51	Hebert, Ted 1990	
Atwood, Scott 2000-01	Broussard, Kyle 2003	Curley, Fred 1911-12	Furber, Steve 1974-75	Helmer, Richard 1916-17	
Aulds, Shelby 1959-60-61-62	Broussard, Leonce 1911	Cutler, Joe 1981-82	Fuselier, Alex 2009-10	Hemme, Justin 1997-98	
Averill, William 1947	Broussard, Mark 1989-90-91-92		Fuselier, Ken 1975	Henry, M. 1918-19	
	Broussard, Matt 2008-09	-D-		Henry, Morris 1924	
	Broussard, Rickey 1967-68-69-70	D'Agostino, Robert 1982-83	-G-	Hensgens, Ken 1974-75-76	
	Broussard, William 1941	Daly, Brendan 1992-93	Gabbert, W. 1919-20	Herbert, Charles 1927	
-B-	Brown, George 1942	Danos, Dan 1954-55	Gabriel, Justin 2000-02	Hernandez, Ramon 1988-89	
Babin, Brian 2000	Brown, Jim 1991	Dark, Alvin 1944	Galdo, G. 1912-13	Hernandez, Xavier 1984-85-86	
Babin, Jason 1991	Brown, Ken 2002	D'Auria, Pasquale	Galloway, Steve 1989	Herrington, Bob 1949-50-51-52	
Babin, Joseph 1946-47	Brown, Sam 1911	D'Auria, Patrick 1939-40	Gamble, James 1993-94-95	Hess, L. 1945	
Babineaux, Anthony 1992-93-94	Browne, James 1946-47	Davis, Billy 1981-82	Garcia, Billy 1977-78	Heymann, Herbert	
Babineaux, Charlie 2001	Bruglio, Bob 1987-88	Davis, Bobby 1962	Garcia, Marty 1980	Hicks, Ernest 1940-41-42	
Babineaux, Darrin 1993-94-95	Buetow, Mike 1988	Debaillon, Mike 1971-72-73-74	Garren, Jeff 1976	Hicks, Matt 2006-07-08-09	
Bacque, Gene 1957	Bujard, A. 1924-25-26	Dees, Ray 2002-03-05	Garsamd, R. 1945	Hicks, Robert 1971-72-73	
Bacque, John 1985-86-87	Bullard, Randall 2008-09-10	DeJean, Felix 1939-40	Gaudet, Milton	Higginbotham, Billy	
Bacque, Larry 1961-62	Bullinger, Matt 1977-78	DeJesus, Javi 1990-91-92	Gautreau, Mike 1991-92-93-94	Himel, Ignace 1911-12	
Baez, J. 1913	Bullinger, Trey 1999-00	Delhomme, Rene 1956-57	Gawcheaux, H. 1914	Hinson, Gary 1977-78	
Bailey, Bret 1998-99-00-01	Bundy, Chase 2000-01	Dennis, Randy 1976	Gearen, Frank 1953-54	Hobbs, Bobby 1984-85-86	
Bailey, Chad 1994-95-96-97	Buras, Rhett 2003-04	Derouen, Grant 2006-08	Geille, Ken 1985	Hoffman, Alfred 1939	
Bair, Donnie 2002	Burke, Benny 1983-84-85-86	Deshotels, Jules 1927	Geith, T.J. 2010	Holley, James 1951-52	
Baker, Charles 1947	Burleson, Jett 1995-96	Deshotels, Mitch 1994-95	Geraci, Tony 1967-68-69	Holloway, James 1927	
Bako, Paul 1991-92-93	Burnett, Huey 1956-57	DesPaux, Ronnie 1957	Gerard, Sidney 1961-62	Holt, Kevin 1993-94	
Ballow, Matt 1987	Burnett, Joe 1990	Detillier, Kearney	Gill, Ryan 1999-00	Hooks, Mark 1972-73	
Baranowski, Brannon 1998-99	Bynum, Billy 1948-51-52	Devey, Phil 1997-98-99	Gisclair, Nolan 2007-08	Hoover, Irvin 1951-52	
Bares, Wayne 1979-80-81		Devillier, Johnny 1962-63-64	Glass, Buddy 2005-06-07-08	Hopper, James	
Barnes, Chuck 1979-80		Dibille, Dennis 1961	Globig, Willy	Howard, Chris 1988	
Barnhill, Willard 1939-40	-C-	Didier, Clyde 1941-42-46	Goltry, Jason 1997-98	Howard, John 1990-92	
Baronet, Marc 1979-80-81-82	Cabral, Angelo 1997	Didier, Gerald 1951-52	Gonzales, Jason 1992-93	Howard, Matt 1989-90	
Baronet, Willie 1957-58-59-60	Cagle, Christian 1925-26	Didier, Raymond 1939-46-47	Gonzales, Layton 1953	Howell, Richard 1959-60	
Bartlett, Thomas 1946-47-48	Cahill, Harley 1953-54-55	Dipace, Danny 1994	Gore, Jimmy 1956	Hubbell, Taylor 2010	
Bates, Tommy 1990-91	Casbon, Matt 2006-07	Dohmann, Scott 1998-99-00	Gossen, Steve 1958-59-60	Hurst, Ronald 1972-73-74	
Beasley, Tim 2006	Caillouet, Dwight 1964-65-67	Domangeaux, Jay 1991	Goulas, Matt 2008-09-10	Hurst, Scott 1982-83	
Beck, Chad 2006	Calais, Ian 1996-97-98-99	Domergue, Chad 1939-40	Governale, Lucien 1939-40	Husser, Galen 1961	
Becker, Jared 1998	Calderia, J. 1945	Doucet, Brandon 1997-98	Grand, Gerald 1973-74-75-76	Hutchinson, Mark 1987-88	
Beers, Reese 1986	Cambré, Roland 1923-24-25-26	Dougherty, Tim	Greasby, Wade 1976-77		
Begnaud, Gabe 2008	Cantrelle, Kevin 1995-96-97-98	Douglas, Mo 1999	Green, Patrick 2004	-I // J-	
Begnaud, Rusty 2001	Cantrelle, Lee 1992-93-94	Douglas, Warren 1948-49-50	Griffen, Thad 2008-09-10	Inzerella, Brooke 1993-94-95	
Benhardt, Chris 1991	Carboni, Scott 1999-01-02	Drouet, Joseph 1914-15-16	Gros, Andy 2000-01-02-03	Istre, Scott 1992	
Benson, Brent 1988	Cardinale, Mario 2003	Ducrest, Jemy 1924-25	Gros, T.J. 2006-07	Jackson, Phil 1981-82	
Benzel, Tyler 2008-09	Carlin, Brian 1993	Dufrene, Randy 1975	Grossie, Damian 1988-89-90-91	Jarvis, John 1989	
Bercegeay, M. 1911-12	Caron, Art 1964	Dugas, Fred 1974-75	Grouchy, Cyril 1914-15-16	Jeansonne, Kevin 1973-74-75-76	
Bergeron, Clarence 1913-14-15	Carriere, E. 1920	Dugas, Wallace 1922-23-24-25	Grueniger, W. 1945	Jeffcoat, Johnny 1962-63-64-65	
Beridon, Harold 1922-23	Carroll, Jerry 1979-80	Duhon, Aurelian 1988-89	Grundmeyer, Ennis	Jenter, Steve 1980	
Berken, Clarence 1971-72-73	Carroll, Tom 1972-73-74	Duhon, Darren 1982-83-84-85	Guarjardo, Pete 1990-91	Jewell, Dan 1981-82	
Bernhard, Bill 1971	Carson, F. 1918-19-20-21	Duhon, Jerrod 1989	Guerrero, Leonard 2004-05	Joffrion, Eloi 1913-14	
Berniard, Tom 1976	Carter, Charlie 1986-87	Dunkin, Jarold 1994	Guerriniere, Gaston 1912	Johansson, Eric 1995-96	
Berry, Earl 1939-40	Casbon, Matt 2007	Dunphy, Robert 1979-81-82	Guice, Jimmy 1955	John, George 1947-48-49-50	
Berry, Mickey 1977-78	Castagnos, Lee 1959-60	Duplantis, Mitch 1987-88-89-90	Guice, John 1958	Johnson, Leroy 1955-56	
Berry, Perry 1990	Castle, Jared 1996	Duplechain, Trent 1998-99	Guidry, David 1980-81-82	Johnson, Paul 1982-83	
Bertrand, Art 1954	Castro, Jason 1994	Duplechain, Brian 1989	Guidry, Mickey 1964-65	Johnson, Tracy 1982-83-84-85	
Bertrand, Shannon 1992	Cecchini, Glenn 1983-84	Dupuis, Alcee 1914-15	Guidry, Oristle 1952	Jones, Mike 1976	
Billeaud, Walter 1913-15-16-17	Cestia, Stuart 1996		Guidry, Ronald 1969-70	Jones, Nolan 1968	
Blakesley, Malcolm 1955	Chairs, Jesse 1983	-E-	Guidry, Steve 1974-75	Judge, Michael 1993-94	
Blanchard, Dave	Chaisson, Ashton 1961-62-63-64	Edmiston, Hardy 1951	Guidry, Todd 1992	Judice, Adam 1996-97-98-99	
Blanchard, Fred 1966-67	Chapman, Corey 2009	Ellis, Ill, James	Guilbeau, Charles 1967-68	Jumonville, Joe 1992-93	
Blevins, Greg 1990	Chimento, Vincent 1994-95	Ellis, Lloyd 2002	Guillory, Dillon 2008-10		
Blood, Joe 1985-86	Chiquelin, William 1946	Erhardt, Herb 1986-87	Guillory, Walter 1982-83-84-85	-K-	
Blue, C.J. 2005	Chiri, Tony 1979		Guillotte, Randy 1975	Kabel, Mike 2001-02	
Bodin, Reuben 1966	Citronelli, Eddie 1986-87	-F-	Gurtner, Steve 1993-94	Kaplin, V. 1945	
Boeneke, Paul 1961-62-63-64	Clark, Tommy 2000	Falati, Steve 1970-71	Gusman, Dan 1998-99	Keefe, Chad 2009-10	
Bond, Ned 1964-65-66-67	Cobb, Brannon 1997	Farquhar, Danny 2006-07-08		Kees, Phil	
Boni, Joel 1979-80-81	Cochran, Carl 1987	Farris, Davis 1947-48-49		Keiser, Coy 1953	
Bonin, Jack 1971	Cockrell, Micah 2004-05	Faught, Austin 2003-05		Kellogg, Doug 1984-85	
Bordes, Charles 1969-70-71-72	Coker, John 2004-05	Feehan, Steven 1997-98-99-00		Kelly, P.	
Bostick, Kyle 2009-10	Cole, Blane 1994-95	Ferguson, W. 1943		Kendrick, Jim	
Boudreaux, Allen 1942-46-47					
Boudreaux, Claude 1911-12-13					



2011 Ragin' Cajuns Baseball Record Book

all-time letterwinners

Kenney, Wally	1961-62
Kennison, James	1953
Kerrigan, Mike	1976-77
Kilchrist, Howard	1957-58
King, David	1989
Kipila, Jeff	1987
Kirkhart, Chad	1995
Klapko, Steve	1980
Kleinpeter, Leonard	1963-64-65-66
Kleinpeter, Lionel	1963-64
Kloor, Doug	
Knowles, Charles	1970
Kohrs, Josh	2004
Korner, Brent	1990
Krause, Travis	1994
Kroeger, Greg	1990
Kulbeth, Bob	1977-78-79-80
Kulbeth, Del	1974-75-77-78
Kyles, Harry	

-L-

LaBauve, Joseph	1940-41-42
Labbe, J.	1919-20
Lackie, Matthew	2009
Lacour, H.	1916
Lacy, Marty	1992-93-94
Lafcourt, Dave	1959-60
Lafferty, Leif	
LaFleur, Blaine	2006-07-08
LaGasse, Gilbert	1948
Lalande, Darlan	1954-55
Lalande, Mark	1979-80-81-82
Lalande, Rick	
Lalande, Sid	
Lally, Willis	1998-99
Lambert, Robert	1967-68-69-70
Lambin, Chase	2002
Lamle, Adam	1986-87
Landreneau, Lome	1979-80-81-82
Landry, A.	1925
Landry, B.	1917-19
Landry, Dan	
Landry, Donald	1959-60
Landry, E.	1926
Landry, Greg	
Landry, Howard	1986-87-88
Landry, Josh	2003-04-05-06
Landry, Mike	1967-68-69
Landry, Tony	1996-97
Lantrip, Billy	1951
Larry, Jarvis	2000-01
Latour, Dale	1959-60
Laughter, Andrew	2006-07
Leathers, E.	1945
LeBlanc, Brandon	1999-00
LeBlanc, Cody	2006
LeBlanc, E.	1916-18-19
LeBlanc, Gaston	1940-41
LeBlanc, Herbie	1967-68-69
LeBlanc, Marc	1993-94
Lefevre, Rocky	1968
LeGueneq, Paul	1975-76-77
LeJeune, Geoff	1988-89
LeJeune, Tank	
Lemmon, Henry	1921-22-24
Lendzian, J.	1945
Leonard, Marvin	1954-55-56
LeRay, Harold	1964-65
Levering, Matt	2003
Levi, Michael	2007
Levraea, Vincent	1953
Levy, Tom	1958-59-60
Lewis, J.	1917-19
Lewis, Ned	1939-40
Logan Josh	2007-08
Long, William	2007-08-09
Lovell, Cecil	1921-22
Lowrey, Robert	1913-14-15
Lucroy, Jonathan	2005-06-07
Luffy, George	1948-50-51
Lyle, Mike	1949-50-51
Lyles, George	1955
Lyles, Jimmy	1963-64-65-66
Lyons, Dewey	1921-22

-M-

Madden, Skip	1993
Madere, Davis	1958-59-60-61
Madere, Keller	1953-54
Madona, Mike	1980
Mahoney, George	1922
Marcello, Gilbert	1948
Marcello, Lucas	1947-48-49
Marlin, Pete	1974-75
Martin, Cody	2005-06
Martin, George	1955-56

Martin, Jerry	1956-57-58
Martin, Lee	1941
Martinez, Andrus	1939
Martinez, Jeff	2003-04-05-06
Marvel, Lance	2010
Marze, Dayton	2009-10
Masch, Jon	2009
Mason, S.	1917
Massiatte, Adam	2004-05
Massiatte, Danny	1999-00
Masters, Dayne	1997-98
Matte, Jamie	1996
Matte, Ronny	1993-94-95-96
Matthews, Wayne	1977-78-79
Mauney, Al	1986-87
May, Troy	1995-96
Mayeaux, Anthony	1945-47
Mayer, Charles	1954
McCall, Carroll	1927
McCarthy, John	2005-06
McClure, John	1995-96
McCulla, Harry	1979
McDonald, John	1986
McDonald, Kevin	1989-90
McFatter, D.L.	1945
McIver, Danny	1971-72-73-74
McLeod, Roy	1992-93
McManus, Terry	
McMorris, Mark	1982
McMurtry, Danny	2002-03
Meagher, Pat	1998
Meaux, P.D.	1920
Meche, Carl	1971-72-73-74
Meche, Danny	1971
Meche, David	1971-72-73
Melancon, Ryker	1999
Melito, Frank	1962
Mendibles, Al	1987-88
Merendino, Justin	2004-05
Methvin, Cade	1996-97-98
Methvin, Ian	1993-94-95-96
Meyer, Ken	1989-90-91-92
Meyers, Kevin	1986-87-88-89
Michot, Bill	1950
Mickles, Kyle	2007
Miller, Dustin	2007
Miller, Norris	1955
Minnick, Russell	1997
Minuet, F.	1919-21-23
Mire, Weldon	1967-68-69-70
Mock, Ed	1975-76
Moody, Hunter	2005-06-07-08
Montalbano, L.	1923-24-25-26
Montgomery, Thad	2002-03-04-05
Moreno, Mike	1988
Moreno, Rodrigo	
Morgan, Bob	1964
Morgan, Jamie	1981-82-83-84
Morgan, Jeff	2004
Morgan, John	
Morgan, Justin	2002-03-04-05
Morris, Dallas	2002-03-04-05
Morton, Brent	1986-87
Mouton, Brady	1987-88-89
Mouton, Eddie	1961-62-63
Mouton, G.	1912-13
Muehr, Keith	1975
Mueller, Doug	1979-80
Mueller, Mark	
Mula, J.Y.	1961-62
Murrell, Paul	

-N-

Nalley, Jerry	1979-80
Nance, Jim	1979-80
Napoli, John	1966
Neef, Billy	1979
Nelson, Nathan	1998-99-00
Neyland, Jeremy	1997-98
Nezat, Ken	1982-83-84-85

-O-

O'Brien, Gordon	1999-00-01
Ochsner, Alan	1999
O'Connor, Garrett	1982-83-84-85
O'Dwyer, George	1998-99
O'Krepki, Rick	1975
Olasin, Frank	1974-75
Olasin, Kyle	2009-10
Oliver, Bubba	2001-03-04
Oliver, David	1976-77-78
O'Nan, Norman	1948-49-50-51
O'Neal, Leslie	1962-63-65-66
O'Rand, Herbert	1940
Orth, Jeff	1995
Osborne, Zach	2009-10

Ott, Terry	1970
Oubre, Johnny	1959-60

-P-

Paby, D.	1926
Padgett, Gil	1974
Paige, Kenney	1993
Palazzi, D.A.	1945
Parker, Jameson	2005-06
Parker, Ryland	2010
Patin, Jack	1954
Patout, John	1971-72-73-74
Pavlich, Matt	2001
Peck, W.	1911-12
Pecoraro, Ian	2004-05
Peet, Troy	1994-95-96
Pellerin, Wilbert	1919
Pelletier, S.	1921
Pelloat, Jeff	1998
Penton, Perry	1959-60
Periou, Todd	1997
Perkins, Harry	1921-22-23
Perkins, Scott	1993
Pettiflis, Robert	1955-56-57-58
Pevey, Jon	1975-76
Phillips, Blaine	1995-96
Phillips, Chuck	1983-84
Phillips, Ray	1961-62
Phillips, Scott	1988
Pilgreen, Matt	2006-07
Pioli, A.	1912
Piott, O.	1914
Pitre, H.	1916
Poland, Trey	1997
Poche, Jess	1999-00-01
Pollet, Thomas	1951-52
Poole, Shannon	1997-98
Poole, Timmy	1952
Popov, Brett	1995
Popover, M.F.	1945
Poirrier, Jordan	2008-10
Porter, Steve	1991
Pourciau, John	1978
Preau, Kevin	2001-02-03-04
Preclado, Alex	2005-06
Prejean, Neil	1997-98
Prejant, Russell	1914-15
Primeaux, Cy	2008
Price, Joe	1952
Prudhomme, Mark	1977-78-79

-Q//R-

Quebedeaux, Paul	1988
Quinn, W.A.	1945
Quinn, W.S.	1945
Rachal, Carl	1989-90-91
Raquesa, Joe	1975-76
Ramon, Tim	2001-02
Ramos, Alberto	2002
Ramos, Yariel "Papo"	1991-92
Randa, Justin	2006
Raxdale, Matt	1989
Ray, Brandt	2001-02
Reed, Charles	2002-03
Reed, Dan	2003
Reed, Scott	2002
Richard, Charles	1942
Richard, Pat	1961-62-63
Richard, Raymond	1977-78
Richardson, Edwin	1922-23
Rickey, Horace	1918-19-20-21
Robbins, Cody	1993-94-95-97
Roberts, Todd	
Robertson, Blake	1994-95
Robichaux, Andre	2008
Robichaux, Justin	2007-08-09-10
Robichaux, Tony	1984
Robicheaux, Randy	1984-85-86
Robicheaux, Ron	1983-84-85-86
Robinson, Brian	1982-83
Robinson, Bryan	1996
Robinson, George	1968-69
Robinson, Jeff	1996-97-98-99
Robinson, Myron	1994
Rocco, John	
Rodgers, Joseph	1939
Rodriguez, Jason	2004
Rodriguez, Ruben	1987-88
Roldan, Ricardo	1984
Roy, Sonny	1956-57-58
Ruger, W.A.	1925-26
Ruger, Wagner	1921-22-23-24
Ryan, B.J.	1997-98
Rychman, Billy	1951-52-53

-S-

Salazar, Jered	2004-05
Saloom, Brad	2001-02-03-04
Salva, Jose	1986
Sanches, David	1970-71-72-73
Sanches, Jeff	1977-78
Sanches, Joe	1971-72
Sanders, W.	1926
Sanders, Brandt	2003-04-05-06
Sanders, W.	1926
Santiago, Tim	2006-07
Satriano, Joey	2010
Savant, Aaron	1968
Schambough, Kraig	2002-03-04-05
Schaub, Kent	1999
Seibold, Kyle	1993-94
Selcer, Steve	1980-81-82-83
Sere, Steve	1968-69-70-71
Sevin, Dwight	1969
Sexauer, Matt	1977-78
Sexton, Mike	1987
Schramm, Kevin	1993
Sheffield, Mike	1974-75-76
Shelton, Robert	2001-02
Sheppard, Jason	1993-94-95
Shirey, Jason	1991-92
Shock, Perry	1986
Sholmire, Wade	1991-92
Short, Rob	1991-92
Siadous, Henry	1913-14-15-16
Siadous, L.	1925-26
Sibille, Dennis	
Simms, Bill	1972
Simon, Larry	1973
Simoneaux, Neil	1999-00-01
Simpson, Brett	1990
Sims, Damon	1995
Slaton, J.B.	1996-97
Smith, David	1989
Smith, H.	1919
Smith, Jonathon	2006
Smith, Les	2009
Smittle, Jimmy	1990
Sneed, Bryan	2001-02-03
Solich, Brent	2007-08
Spaulding, Tony	1995
Spell, Charlie	1958
Stafford, Brett	1996-97-98
Stafford, L.E.	1926
Stafford, Theo	1976-77
Stein, Larry	1968-69-70
Steiner, Robert	1920-21-22-23
Steiner, R.	1924-25-26
Stelly, Harry	1963-64-65-66
Stelly, Jay	1969-70-71
Stephens, Riley	
Stewart, Tommy	1952
Stewart, W.	1953
Stewart, William	1956
Stieglman, Albert	1941-42
Stillwell, Phil	1977-78
Stone, Billy	1967-68
Storey, F.	1917
Storms, Richard	1963-64-65-66
Stromer, G.	1916
Strother, Joey	1998
Stuart, Bo	1982-83-84-85
Stuart, Stafford	1978
Sturgeon, Mike	1971-72-73
Stutes, Lance	2000-01
Stych, Jeff	1993
Sudduth, George	1921-22-23-24
Suire, Jede	1918-19-20
Surcouf, Robert	1946
Surita, Rolando	1974
Swindler, Major	1967-68-69-70
Switzenberg, Trask	2010

-T-

Tabor, Ralph	1924-25-26-27
Talbot, David	1978-79
Talbot, Richard	1947
Taliaferro, Raymond	1952-53-54
Tankel, B.	1917
Tanner, C.	1913
Tassin, Adam	1922
Tatford, Jefferies	2004-05-06-07
Taylor, Burnil	1941
Templet, Eric	1998-99-00-01
Templet, Jordy	2001-02-03
Terrell, Edward	1927
Terro, Shawn	1994-95-96
Theriot, Clifton	1924-25-26
Theriot, Wes	1996
Thibodeaux, Sidney	1911
Thomas, E.	1927

Thomas, Estes	1980
Thomas, Henry	1979-80
Thomas, Todd	1983-84-85-86
Thompson, C.	1916-17-18
Thompson, Kent	1918-21
Tidwell, Mike	1978-79
Tiesing, Tyler	2001
Toce, Oran	1965-66-67-68
Topham, Brad	1994-95
Topham, Drew	1998
Torregano, Al	1970-71-72
Touchet, Lovic	1952
Townsend, Cory	2001
Traffica, Chase	2010
Trahan, Paul	1966-67-68-69
Trosclair, Lucius	1950-51-52
Trosclair, Mark	1970-71-72
Trosclair, Paul	1976
Trotter, James	
Tucker, Bob	1985
Turk, Joe	1987-88
Turk, Robert	1991-92-93

-U//V-

Unrein, Todd	1990-91
Urban, Rick	1975-76-77-78
Valdez, Castulo	1999
Van De Keere, Devery	2006-07
Venetis, Chris	1993-94-95-96
Verot, D.	1913-14
Verret, Chad	2001-02
Verret, Lee	1915
Vicknair, Doug	2001-02
Villian, A.	1918
Vincent, Ellis	1959-60
Vincent, Ron	1986-87-88-89
Vines, L.	1917-18
Voitier, George	1941
Votier, Robert	1940-41-46
Voorhies, Al	1957
Voorhies, Sport	2003-04

-W//X//Y//Z-

Wagley, Luke	2008-09
Waldron, Joe	1990
Walker, Burton	1950
Walker, Vic	1985
Wall, Donne	1988-89
Waller, Bruce	1978-79
Walsh, Bobby	1969-70-71-72
Walter, Steve	1991
Ward, Carl	1973-75
Watson, Mike	1982
Watts, Michael	1990-91
Wascom, Blake	2009-10
Waukau, Merv	1986-87
Weaver, Herb	1977-78
Webb, Chris	1996
Webb, Nick	2000
Weber, Thad	1988
Weber, Todd	1982-83-84-85
Welbourne, Aaron	2000-01
Welch, Billy	1979-80-81-82
Welch, Jinks	1962
West, Dale	1984-85-86
Wheatley, Randy	1990
Whipple, Travis	2008-09
Whitten, Luther	1950
Wilbert, Andy	1953
Wilborn, Greg	2006-07-09
Williams, Jamie	199

2011 Ragin' Cajuns Baseball Record Book

-1-

Tom Carroll	1974
Steve Furber	1975
Del Kulbeth	1977-78
Tim Cox	1979
Steve Selcer	1980
Bobby Hobbs	1984-87
Terry Fitzpatrick	1988
Matt Raxsdale	1989
Jason Shirey	1991-92
Vincent Chimento	1994-95
Stuart Cestia	1996
Jeremy Neyland	1997-98
Kent Schaub	1999
Bubba Olivier	2001
Chad Verret	2002
Brandt Sanders	2003-06
Xavier Alexander	2007
Greg Fontenot	2008-10

-2-

Gil Padgett	1974
Rick O'Krepki	1975
David Stelly	1977
Harry Thomas	1979-80
Joel Boni	1981
Todd Weber	1984
Gene Shell	1986-87
Thad Weber	1988
John Jarvis	1989
Marty Lacy	1992-94
Troy May	1995-96
Troy May	1997
Drew Topham	1998
Scott Carboni	2001-02
Kyle Broussard	2003
Kevin Preau	2004
Adam Massiate	2005
Matt Hicks	2006-09
Mike Trahan	2010

-3 // RETIRED-

Ron Guidry	1969-70
Randy Guillotte	1974-75
Randy Dennis	1976
Billy Garcia	1977-78
Wayne Bares	1979
Mike Madona	1980
John Jewell	1981
Todd Thomas	1984-86
Ron Bradshaw	1987
Mark Broussard	1989

-4-

Del Kulbeth	1974-75
Dave Oliver	1976
Gary Hinson	1977-78
Doug Mueller	1979-80
Thomas Bridges	1981
Marty Wright	1984
Terry Fitzpatrick	1987
Brian Duplechin	1989
Mark Broussard	1990-91
Blane Cole	1994-95
Ian Calais	1996-99
Bret Bailey	2000-01
Chase Lambin	2002
Thad Montgomery	2003-05
Geoff Craig	2006
Josh Logan	2007-08
Patrick Holloway	2009
Daniel Nichols	2010

-5-

Danny Landry	1974
Jon Pevey	1975-76
Mickey Berry	1977-78
Jerry Nalley	1979-80
Marlon Coplin	1981
Xavier Hernandez	1984-86
Joe Turk	1987-88
Randy Watts	1989
Robert Turk	1991-93
Danny DiPace	1994
Kevin Cantrelle	1995-98
Danny Massiate	1999-00
Charles Redmond	2002-03
Jameson Parker	2004-06
Dustin Miller	2007
Randall Bulliard	2008-10

-6-

Pete Marlin	1974-75
Paul Trosclair	1976
Phil Stillwell	1977
Joel Boni	1979-80
Brian Wooley	1984
Jason Brogden	1985
Reese Beers	1986
Al Mendibles	1987-88
David Smith	1989
Papo Ramos	1991-92
Skip Madden	1993
Myron Robinson	1994
Chad Kirkhart	1995
Chris Webb	1996
Dayne Masters	1997-98
Rick Haydel	2000-01
Alberto Ramos	2002
Austin Faught	2003
Justin Merendino	2004-05
Tim Santiago	2006
Dillon Guillory	2007-10

-7-

Joe Hart	1974
Paul LeGueneec	1975-77
Phil Stillwell	1978
Billy Welch	1979-81
Keith Snyder	1984
Adam Lamle	1986-87
Randy Watts	1988
Randy Habetz	1989
Jon Bates	1991
Jason Gonzalez	1992-93
Jason Gonzalez	1994
Joe Almarez	1995
Anthony Babineaux	1996
Jason Gonzalez	1998-2002
Ray Dees	2003
John Coker	2004
Ray Dees	2005
Greg Wilborn	2006-07
Will Long	2008-10

-8-

Frank Olasin	1974
Joe Ragusa	1975-77
Bruce Waller	1978-79
Lenny Frazier	1980-81
Dell Hughes	1984
Alan Mauney	1986-87

-9-

Steve Furber	1974
Ed Mock	1975-76
Herb Weaver	1977-78
Joe Cutler	1981
Glenn Cecchini	1984
Todd Weber	1985
Mark Winters	1987
Andy Fox	1991-92
Brooke Inzerella	1993-95
Brett Stafford	1996-98
Ryan Gill	1999-00
Matt Pavlich	2001
Kraig Schambough	2002-05
Alex Preciado	2006
Tim Santiago	2007
Jordan Poirrier	2008-10

-10-

Mike Debaillon	1974
Ken Fuselier	1975
Bob Kulbeth	1977-80
Steve Selcer	1981
Randy Robicheaux	1984-86
Devin Henry	1989
Tommy Bates	1990-91
Todd Guidry	1992
Tim Doherty	1993
Tommy Bates	1994
Bubba Olivier	2003-04
Franco Cardinale	2005
Jeff Martinez	2006
Nolan Gisclair	2007-08
Matt Lackie	2009
Tyler Frederick	2010

-11-

John Patout	1974
Joe Hart	1975-76

-12-

Wade Greasby	1977
Stafford Stuart	1978
Chuck Barnes	1979-80
Claude Corley	1981
Bo Stuart	1984-85
Ed Yacopino	1986
Carl Cochran	1987
Dan Wooly	1988-89
Joe Burnett	1990
Trip Couch	1991-92
Jason Sheppard	1993-95
Zach Wilson	1997-98
Chad Arceneaux	1999
Neil Simoneaux	2000-01
Jeff Martinez	2002-05
Scott Hawkins	2006-09
Brooks Badeaux	2010

-13-

Mike Sheffield	1974-76
Mike Hebert	1977
Marc Baronet	1979-81
Doug Kellogg	1984-85
Lonnice Winston	1987
Tim Brooks	1988
Mitch Gaspard	1990-92
Shawn Terro	1994-96
Jim Fritz	1997
George O'Dwyer	1998-99
Lance Stutes	2000-01
Justin Bourque	2002-04
Leonard Guerrero	2005
Matt Casbon	2006-07
Tyler Benzel	2008-09
Ryland Parker	2010

-14-

Ken Hensgens	1974-76
Marc Prudhomme	1977-79
Clyde Wolf	1980
Billy Davis	1981
Billy Davis	1984
Ken Geile	1985
Ken Meyers	1988-92
Kevin Schramm	1993
Chad Bailey	1994
John McClure	1995-96
Wade Simoneaux	1996-2002
Sport Voorhies	2003-04
Jefferies Tatford	2005-07
Travis Whipple	2008-09
Jon Masch	2010

-15-

Fred Dugas	1974-75
Rick Urban	1976-78
Kenneth Brooks	1979-80
Darren Duhon	1981, 84-85
Howard Landry	1986
Brady Mouton	1988-89
Greg Kroeger	1990
Mike Gautreau	1991-92
Michael Judge	1993-94
Chad Bailey	1995
Tony Landry	1996-97
Bret Bailey	1998-99
Charlie Babineaux	2001
Thad Montgomery	2002
John Szefc	2003-08
Tyler Frederick	2009
Chase Traffica	2010

-16-

Rolando Surita	1974
Dean Conwell	1975-78
Lorne Landreneau	1979-81
Garrett O'Connor	1984-85
Brent Morton	1986-87
Aurelian Duhon	1988-89
Steve Porter	1991
Brandon Credeur	1992-95
Trey Poland	1997
Jared Becker	1998
Neil Simoneaux	1999
Justin Gabriel	2000, 2002
Jered Salazar	2003-05
Jonathan Cottrell	2006
Justin Robicheaux	2007-10
David Breaux	1974
Randy Dufrene	1975
Gerald Grand	1976
Wayne Matthews	1977-79
David Guidry	1980-81
Benny Burke	1984-86
Mitch Duplantis	1987-90
Anthony Babineaux	1992-94
Anthony Babineaux	1995
Bryan Robinson	1996
Anthony Babineaux	1997-2010



2011 Ragin' Cajuns Baseball Record Book

all-time numerical roster

-17-	
Gerald Grand	1974
Mike Jones	1976
Mark Mueller	1977-78
Mark Lalonde	1979-81
Ricardo Roldan	1984
Joe Blood	1985-86
Mike Sexton	1987
Mark Hutchinson	1988
Carl Rachal	1989-91
Scott Istre	1992
Scott Perkins	1993
Kevin Rodrigue	1994
Jeff Orth	1995
Wes Theriot	1996
John McClure	1997
Logan Cuellar	1998
Alan Ochsner	1999
Brad Saloom	2001-04
Ken Pokryfke	2005
TJ Gros	2006-07
Thad Griffen	2008-09
Jordan Nicholson	2010
-18-	
Carl Meche	1974
Frank Olasin	1975
Mike Kerrigan	1976-77
Billy Neef	1979
Lee Frankel	1981
Ron Robicheaux	1984-86
Jerry Bourgeois	1988-89
Cyrus Crosby	1990-91
Scott Fishback	1992-93
Chad Domingue	1994-96
Bryan Robinson	1997
Trey Bullinger	1999-00
Danny McMurtry	2002-03
Adam Massiatte	2004
Hunter Moody	2005-08
Kyle Bostick	2009-10
-19-	
Danny McIver	1974
Keith Muehr	1975
Theo Stafford	1976-77
John Pourciau	1978
Steve Klapko	1980
Phil Jackson	1981
Chuck Phillips	1984
Troy Alexander	1985
David Fricke	1986
Ramon Hernandez	1988-89
Brett Simpson	1990
Todd Lawrence	1991
Brendan Daly	1992-93
Demond Thomas	1995
Blaine Phillips	1996
Jason Goltry	1997-98
Castulo Valdez	1999
Tommy Clark	2000
Kevin Preau	2001-03
Rhett Buras	2004
CJ Blue	2005
Gregory Harmon	2006-09
Lance Marvel	2010
-20-	
Willy Boyd	1974-76
Matt Bullinger	1977-78
Jim Nance	1979-80
Jamie Morgan	1981, 84
Greg Cox	1985
Perry Shock	1986
Charlie Carter	1987
Donne Wall	1988-89
Perry Berry	1990
Rob Short	1991-92
Marc LeBlanc	1993
Blake Robertson	1994-95
Jeff Robinson	1996-97
Nathan Nelson	1998-00
Bryan Sneed	2001-03
Justin Morgan	2004-05
John McCarthy	2006
Chase Richard	2007
Matt Broussard	2008-09
Alex Spikes	2010

-21-	
Ronald Hurst	1974
Kyle Hawthorne	1975
Jeff Garren	1976
Gene Bacque	1977-78
Mike Hebert	1979-81
Donnie Boutin	1984-85
Kevin Meyers	1986
Greg Landry	1987
Brent Benson	1988
Steve Galloway	1989
Randy Wheatley	1990
Paul Bako	1991-93
Mitch Deshotels	1994-95
Brandon Doucet	1997-98
Mo Douglas	1999
Jarvis Larry	2000-01
Ken Brown	2002
Jason Rodriguez	2004
Jonathan Lucroy	2005-07
Dayton Marze	2008-10
-22-	
Steve Guidry	1974-75
Jeff Sanches	1976-78
Jerry Carroll	1979-80
Wayne Cotton	1981
David Alvis	1984-85
Herb Erhardt	1986-87
Jay Domengeaux	1988-89
Joe Waldron	1990
Gary Haught	1991-92
Oswaldo Aguirre	1994-97
Rick Haydel	1998-99
Brian Babin	2000
Tyler Tiesing	2001
Scott Reed	2002
Ryan Core	2003-04
Austin Faught	2005
Jason Fernandez	2006
Blaine LaFleur	2007-08
Les Smith	2009
Thad Griffen	2010
-23-	
Tom Bernard	1973, 76
Danny Cook	1977-78
Robert Dunphy	1979-81
Claude Corley	1984-85
Glenn Anderson	1986
Brad Heberts	1987-88
Mitch Gaspard	1989
Russell Cusimano	1991
John Howard	1992
Brian Carlin	1993
Kern Broussard	1994-95
Russell Minnick	1997
Joey Strother	1998
Jess Poche	1999-01
Jason Wilson	2002-03
Micah Cockrell	2004-05
Chad Beck	2006
Steven Schroeder	2007
Michael Cook	2008-10
-24-	
Gene Bacque	1974
Carl Ward	1975
Jose Alvarez	1977-78
Tony Chiri	1979
Wayne Bares	1980-81
Dale West	1984-86
Eddie Citronelli	1987
Geoff LeJeune	1988-89
Michael Watts	1990-91
Roy McLeod	1992-93
Roy McLeod	1994
Damon Sims	1995
J.B. Slaton	1996-97
Chad Arceneaux	1998
Jeff Robinson	1999
Corey Coles	2001-03
Jefferies Tatford	2004
Cody Martin	2005
Ty Rasmussen	2006
Corey Chapman	2007
Matt Goulas	2008-10

-25-	
Kevin Jeansson	1974-76
Andre Breaux	1977-79
Bryan Molaison	1980
Brad Kelley	1984
Brian Rehes	1986
Emrick Jagneau	1987-94
Eric Johansson	1995-96
Justin Hemme	1997-98
Gordon O'Brien	1999-01
Justin Morgan	2002
Matt Levering	2003
Josh Kohrs	2004
John McCarthy	2005
Andrew Laughter	2006-07
Brian Bowman	2008-10
-26-	
Don Lockwood	1974, 1977-80
Todd Credeur	1984-85
Ron Vincent	1986-89
Pete Guajardo	1990-91
Ronny Matte	1993-96
Neil Prejan	1997-98
Ryker Melancon	1999
Jordy Templet	2001-03
Ben Belanger	2004
Chris Johns	2005
William Long	2006-07
Corey Chapman	2008-09
Colton Daigle	2010
-27-	
David Talbot	1977-79
Craig Fryman	1980-81
Tracy Johnson	1984-85
Steve Abney	1986
Ruben Rodriguez	1987-88
Ken Roebuck	1989-90
Chris Benhardt	1991
Shannon Bertrand	1992
Cody Robbins	1993-95, 97
Trent Duplechain	1998-99
Chase Bundy	2000-01
Phillip Hawke	2002-05
Danny Farquhar	2006-08
Greg Wilborn	2009
Adam Todd	2010
-28-	
Mike Madona	1977
Mike Tidwell	1978-79
Marty Garcia	1980
Ken Nezat	1984-85
Charlie Carter	1986
Bob Bruglio	1987-88
Kevin McDonald	1989-90
Steve Gurtner	1993-94
Steve Gurtner	1995
Shannon Poole	1997-98
Brandon LeBlanc	1999-00
Mike Kabel	2001-02
Justin Morgan	2003
Leonard Guerrero	2004
Justin Boyette	2005
Jonathon Smith	2006
Randall Bulliard	2007
Gabe Begnaud	2008
Taylor Hubbell	2009-10
-29-	
Brian Frichter	1977
Gene Bacque	1979
Wayne Cotton	1980
Tony Robichaux	1984
Mike Boulanger	1988-94
Jamie Matte	1996
Justin Boyd	2000
Chad Verret	2001
Lloyd Ellis	2002
Rhett Buras	2003
Jeff Morgan	2004
Buddy Glass	2005-08
Alex Fuselier	2009-10
-30-	
Raymond Richard	1977-78
Harry McCulla	1979
Steve Jenter	1980
Walter Guillory	1984-85

-31-	
Josue Slava	1986
Kevin Meyers	1987-89
Javi DeJesus	1990-92
James Gamble	1993-95
Cade Methvin	1996-98
Aaron Welbourne	2000-01
Dallas Morris	2002-05
Justin Randa	2006
Kyle Mickles	2007
Blake Wascom	2008-10
-32-	
Dave Oliver	1977-78
Scott Hurst	1984
Bob Tucker	1985-86
Matt Ballou	1987
Scott Roy	1989
Mark Gosnell	1991
Kenney Paige	1993
Troy Peet	1994-96
Brannon Cobb	1997
Eric Templet	1998-01
Kevin Ardoin	2002-05
Tim Beasley	2006
Cy Primeaux	2007-08
Kyle Olasin	2009-10
-33-	
Matt Sexauer	1977-78
Merv Waukau	1986-87
Merv Waukau	1988
Butch Harris	1989-90
Jim Brown	1991
Kevin Holt	1993-94
Brad Topham	1995
Brad Topham	1996
Todd Periou	1997
Buddy Yen	1998-99
Scott Atwood	2000-01
Ray Dees	2002
Josh Landry	2003-06
Michael Levi	2007
Andre Robichaux	2008
Zach Osborne	2009-10
-34-	
Willum Love	1987
Kelly Calvin	1988
Matt Howard	1989-90
Steve Walter	1991
Joe Jumonville	1992-93
Jason Castro	1994
Blaine Phillips	1995
B.J. Ryan	1997-98
Will Hawkins	1999-00
Cory Townsend	2001
Donnie Bair	2002
Mario Cardinale	2003
Brandon Montemayor	2004
Jonathan Cottrell	2005
Devery Van De Keere	2006-07
Blake Haagen	2008-09
Dustin Ardoin	2010
-35-	
Billy Alvaro	1988-89
Michael Adamek	1991
Chris Venetis	1993-96
Steven Feehan	1997-00
Rusty Begnaud	2001
Ricky Ashmun	2002
Devon Bourque	2003-05
Cody Martin	2006
John Zorich	2007-08
Chad Keefer	2009-10
-36-	
Jerrold Duhon	1989
Sean Gerard	1991
Phil Devey	1997-99
Andy Gros	2000-03
Ian Pecoraro	2004-05
Grant Derouen	2006-08
Garrett Larsen	2009-10
-37-	
Jeff Kipila	1987
Ted Hebert	1990
Jamie Williams	1991
Lee Cantrelle	1992-94
Lee Cantrelle	1995
Willis Lally	1997-99
Jeremy Whipple	2004-05
Blaine LaFleur	2006
Brent Solich	2007-08
Nick Broussard	2009
Joey Satriano	2010
-38-	
John McDonald	1986
Howard Landry	1988
Todd Unrein	1989-90
Scott Wood	1991-92
Ian Methvin	1993-96
Doug Vicknair	2001
Jeremy Collins	2005
Jason Krug	2007-08
Ben Suit	2009
Manning Duhon	2010
-39-	
Chris Howard	1988
David King	1989
Greg Blevins	1990
Jason Babin	1991
Eric Gilbert	1992
Jeff Stych	1993
Jarold Dunkin	1994
Jeff Fontenot	1995
Brannon Baranowski	1998-99
Tim Ramon	2001-02
Alex Preciado	2005
Cody LeBlanc	2006
Kolin Hatfield	2007-09
Michael Faul	2010
-40-	
Mike Buetow	1988
Coach Jody Ortego	1989
Jay Domengeaux	1991
Brooke Inzerella	1992
Darrin Babineaux	1993-95
Scott Dohmann	1998-00
Robert Shelton	2001-02
Dan Reed	2003
Patrick Green	2004
Tim Beasley	2005
Matt Pilgreen	2006-07
Chance Harst	2008-09
T.J. Geith	2010
-41-	
Travis Krause	1994
Chris Domingue	2003-10
-42-	
Brad Topham	1994
Dane Maxwell	2008
Jon Masch	2009
Josh Bailey	2010
-43-	
Patrick Holloway	2008
Mike Trahan	2009
-45-	
Ethan Hebert	2009
-46-	
Jordan Landry	2009

Coaches listed in Bold



2011 Ragin' Cajuns Baseball Record Book

NCAA Division I Opponents

School	W	L	T	Pct
Air Force	1	0	0	1.000
Alabama	0	3	0	.000
Alcorn State	3	0	0	1.000
Arizona State	0	3	0	.000
Arkansas	4	1	0	.800
Arkansas State	65	32	0	.670
Army	3	0	0	1.000
Baylor	0	1	0	.000
Bethune-Cookman	1	0	0	1.000
BYU	0	1	0	.000
California	First Meeting			
Canisius	2	1	0	.667
Centenary	11	13	0	.458
Chicago State	2	0	0	1.000
Clemson	2	1	0	.667
Cleveland State	2	0	0	1.000
Creighton	2	0	0	1.000
Dallas Baptist	5	0	0	1.000
Dartmouth	4	0	0	1.000
East Carolina	2	3	0	.400
Eastern Illinois	0	1	0	.000
Evansville	0	1	0	.000
Florida Atlantic	5	6	0	.455
FIU	22	21	0	.512
Florida	0	6	0	.000
Florida State	0	6	0	.000
Fresno State	1	5	0	.167
Furman	2	1	0	.667
George Washington	3	0	0	1.000
Georgia Tech	0	1	0	.000
Grambling State	11	4	0	.733
Harvard	3	0	0	1.000
Hawai'i	0	1	0	.000
Houston	11	36	1	.240
Houston Baptist	10	0	0	1.000
Illinois	6	2	0	.750
Illinois-Chicago	5	2	0	.714
Indiana State	2	1	0	.667
Iowa	2	1	0	.667
Iowa State	2	0	0	1.000
Jackson State	2	0	0	1.000
Jacksonville	9	5	0	.643
Kansas State	1	0	0	1.000
Kent State	2	0	0	1.000
Lamar	56	71	1	.441
Le Moyne	4	2	0	.667
Long Beach State	1	1	0	.500
LSU	22	46	0	.324
Louisiana-Monroe	61	45	0	.575
Louisiana Tech	78	62	0	.557
Louisville	1	0	0	1.000
Maine	2	0	0	1.000
Marist	1	0	0	1.000
McNeese State	83	61	0	.576
Memphis	1	4	0	.200
Miami University	3	2	0	.600
Michigan	1	0	0	1.000
Middle Tennessee	30	25	0	.545
Minnesota	3	1	0	.750
Mississippi	2	1	0	.667
Mississippi Valley State	9	0	0	1.000
Missouri	2	0	0	1.000
Missouri State	2	0	0	1.000
Nebraska	3	6	1	.350
New Mexico State	15	5	0	.750
New Orleans	79	67	0	.541
New York Tech	1	1	0	.500
Nicholls State	65	49	1	.570
Northern Illinois	4	3	0	.571
Northwestern State	75	47	0	.615
Ohio State	2	2	0	.500
Oklahoma	3	0	0	1.000



Oklahoma State	4	8	0	.333
Oral Roberts	3	6	0	.333
Oregon State	1	1	0	.500
Prairie View A&M	14	0	0	1.000
Purdue	0	1	0	.000
Rice	5	16	0	.238
Sacramento State	1	0	0	1.000
St. Louis	4	0	0	1.000
St. John's	2	0	0	1.000
Samford	1	1	0	.500
San Francisco	First Meeting			
Sam Houston State	10	2	0	.833
San Jose State	1	0	0	1.000
Siena	5	0	0	1.000
South Alabama	32	52	0	.381
South Carolina	2	1	0	.667
Southeast Missouri State	First Meeting			
Southeastern Louisiana	57	42	0	.576
Southern	44	22	1	.664
Southern Miss	17	15	0	.531
Stanford	0	2	0	.000
Stephen F. Austin	15	1	0	.938
Stetson	1	2	0	.333
Stony Brook	3	0	0	1.000
Texas	5	29	0	.147
Texas A&M	9	13	0	.409
Texas A&M-Corpus Christi	3	0	0	1.000
Texas-Arlington	20	13	0	.606
Texas-Pan American	37	17	0	.685
Texas-San Antonio	8	2	0	.800
Texas Southern	12	0	0	1.000
Texas State	8	4	0	.667
Texas Tech	3	1	0	.750
Troy	16	7	0	.696
Tulane	43	40	0	.518
TCU	3	1	0	.750
UALR	42	13	0	.764
UC Davis	1	0	0	1.000
UC Santa Barbara	0	1	0	.000
UCF	11	4	0	.733
UNLV	4	1	0	.800
USC	0	1	0	.000
USF	2	0	0	1.000
VCU	0	1	0	.000

Washington	1	1	0	.500
Western Illinois	5	1	0	.833
Western Kentucky	38	21	0	.644
Western Michigan	3	0	0	1.000
Wichita State	3	9	0	.333
Wisconsin	5	5	0	.500
Xavier (Ohio)	3	1	0	.750

NCAA Division II Opponents

School	W	L	T	Pct
Abilene Christian	6	0	0	1.000
Arkansas Tech	6	0	0	1.000
Bellarmino	2	0	0	1.000
Central Missouri State	2	0	0	1.000
Delta State	4	2	0	.667
Harding	3	0	0	1.000
Henderson State	2	0	0	1.000
Missouri-St. Louis	4	2	0	.667
Ouachita Baptist	11	0	0	1.000
St. Mary's (Texas)	2	0	0	1.000
Southern Arkansas	7	1	0	.875
Tampa	1	1	0	.500
Texas A&M-Kingsville	4	0	0	1.000
West Florida	0	1	0	.000

NCAA Division III Opponents

School	W	L	T	Pct
Concordia University	2	0	0	1.000
LeTourneau	2	0	0	1.000
Louisiana College	28	5	0	.848
Texas Lutheran	2	0	0	1.000
Trinity (Texas)	2	1	0	.667

NAIA Opponents

School	W	L	T	Pct
Huston-Tillotson	3	0	0	1.000
Loyola-New Orleans	6	9	0	.400
Lubbock Christian	2	0	0	1.000
Oklahoma City	4	1	0	.800
Spring Hill	1	0	0	1.000
Texas College	3	0	0	1.000
William Carey	17	3	0	.850



2011 Ragin' Cajuns Baseball Record Book

UALR

Louisiana leads series 42-13
H: 19-5 • A: 22-8 • N: 1-0



4/18/10	W, 13-7	A
4/17/10	W, 9-3	A
4/16/10	W, 4-3	A
3/22/09	W, 16-6	H
3/21/09	W, 13-5	H
3/20/09	W, 11-1	H
3/23/08	W, 8-7	A
3/22/08	W, 7-6	A
3/21/08	W, 12-1	A
5/13/07	W, 9-5	H
5/12/07	W, 28-3	H
5/11/07	W, 13-3	H
4/30/06	W, 7-3	A
4/30/06	L, 11-12	A
4/28/06	W, 3-1	A
5/1/05	L, 2-7	H
4/30/05	W, 17-1	H
4/29/05	W, 9-5	H
4/18/04	W, 8-4	A
4/17/04	W, 6-5	A
4/16/04	L, 10-14	A
5/23/03	W, 6-1	H ²
4/13/03	L, 5-8	H
4/12/03	W, 5-2	H
4/11/03	W, 14-2	H
4/14/02	W, 10-5	A
4/13/02	L, 2-3	A
4/12/02	W, 10-6	A
5/6/01	L, 5-6	H
5/5/01	W, 6-0	H
5/4/01	L, 3-5	H
4/16/00	L, 6-8	A
4/15/00	L, 2-9	A
4/14/00	L, 2-4	A
5/18/99	W, 10-0	N ¹
4/18/99	W, 12-0	H
4/17/99	W, 6-5	H
4/17/99	W, 12-4	H
3/21/99	L, 2-5	A
3/20/99	W, 6-3	A
3/20/99	W, 11-7	A
3/8/98	W, 13-6	H
3/8/98	W, 4-2	H
3/23/97	W, 14-0	A
3/22/97	W, 4-3	A
3/22/97	W, 9-6	A
3/17/96	W, 6-4	H
3/16/96	L, 3-5	H
3/16/96	W, 8-7	H
3/12/95	W, 5-4	A
3/11/95	W, 10-8	A
3/11/95	L, 0-5	A
3/31/86	W, 14-4	A
3/31/86	W, 7-1	A
3/30/86	W, 8-2	A

1 - SBC Tournament (Metairie, La.)
2 - SBC Tournament (Lafayette, La.)

Arkansas State



Louisiana leads series 65-32
H: 38-13 • A: 26-16 • N: 1-3

5/26/10	L, 6-8	N ²
3/14/10	L, 9-13	H
3/13/10	L, 2-6	H
3/12/10	W, 13-5	H
3/8/09	L, 2-3	A
3/7/09	W, 3-2	A
3/6/09	L, 0-2	A
3/9/08	L, 2-9	H
3/8/08	L, 5-9	H
3/8/08	L, 0-3	H
4/29/07	L, 2-4	H
4/28/07	W, 11-7	H
4/27/07	W, 6-5	H
5/24/06	W, 8-7	N ⁴
4/2/06	W, 6-2	H
4/1/06	W, 8-4	H
3/31/06	W, 10-1	H
4/3/05	W, 8-5	A
4/2/05	W, 6-1	A
4/1/05	L, 2-6	A
5/15/04	L, 2-7	H
5/15/04	L, 11-12	H
5/11/03	W, 3-2	A

5/10/03	W, 13-8	A
5/9/03	W, 4-3	A
5/22/02	L, 3-10	N ³
5/19/02	L, 6-9	H
5/18/02	W, 4-3	H
5/18/02	W, 8-6	H
4/8/01	L, 2-3	A
4/7/01	L, 3-9	A
4/6/01	W, 9-6	A
4/2/00	W, 11-4	H
4/1/00	W, 11-3	H
4/1/00	W, 5-2	H
4/4/99	W, 16-1	A
4/3/99	W, 9-1	A
4/3/99	W, 2-0	A
3/7/99	W, 10-3	H
3/6/99	W, 9-3	H
3/6/99	W, 7-2	H
4/19/98	W, 1-0	H
4/19/98	W, 11-4	H
5/16/97	W, 6-5	H ²
4/20/97	L, 1-4	A
4/19/97	W, 4-3	A
4/19/97	W, 6-2	A
5/15/96	L, 10-13	N ¹
4/28/96	W, 11-1	H
4/27/96	L, 1-6	H
4/27/96	W, 4-2	H
4/23/95	L, 0-14	A
4/22/95	W, 9-1	A
4/22/95	L, 3-14	A
3/28/93	W, 6-3	A
3/27/93	W, 12-6	A
4/12/92	L, 8-11	A
4/11/92	W, 8-0	A
4/11/92	W, 8-3	A
3/29/92	W, 11-3	H
3/28/92	W, 6-3	H
3/28/92	L, 4-5	H
4/14/91	W, 12-7	H
4/13/91	W, 14-5	H
4/13/91	W, 16-9	H
4/15/90	L, 3-5	A
4/14/90	W, 19-0	A
4/14/90	W, 7-2	A
4/9/89	W, 7-6	H
4/8/89	W, 10-0	H
4/8/89	W, 6-4	H
4/10/88	L, 16-17	A
4/9/88	W, 13-6	A
4/9/88	W, 9-0	A
3/26/79	W, 10-5	A
3/26/79	W, 4-1	A
3/25/79	W, 10-5	A
3/25/79	L, 8-10	A
4/2/78	W, 5-0	H
4/2/78	W, 3-1	H
4/1/78	W, 21-1	H
4/1/78	W, 3-0	H
4/16/77	W, 3-1	A
4/15/77	L, 3-7	A
4/15/77	L, 0-1	A
4/10/76	W, 3-2	H
4/9/76	L, 4-5	H
4/9/76	W, 5-2	H
4/12/75	L, 3-5	A
4/12/75	W, 11-7	A
4/11/75	L, 3-4	A
4/6/74	L, 2-6	H
4/5/74	W, 4-2	H
4/5/74	W, 2-1	H
4/23/72	W, 5-1	H
4/23/72	W, 9-2	H
4/22/72	W, 2-0	H

1 - SBC Tournament (Mobile, Ala.)
2 - SBC Tournament (Lafayette, La.)
3 - SBC Tournament (Mobile, Ala.)
4 - SBC Tournament (Bowling Green, Ky.)
5 - SBC Tournament (Murfreesboro, Tenn.)

Florida Atlantic



FAU leads series 6-5
H: 4-4 • A: 1-2 • N: 0-0

3/28/10	L, 3-4	H
3/27/10	L, 3-4	H
3/26/10	W, 9-3	H
3/15/09	L, 3-8	H
3/14/09	L, 5-6	H
3/16/08	L, 2-9	A
3/15/08	W, 9-3	A
3/14/08	L, 6-13	A
3/25/07	W, 3-2	H
3/24/07	W, 5-2	H
3/23/07	W, 5-2	H

FIU



Louisiana leads series 22-21
H: 9-6 • A: 11-13 • N: 2-2

4/4/10	L, 6-15	A
4/3/10	W, 7-3	A
4/2/10	L, 1-8	A
5/20/09	W, 11-3	N ²
3/29/09	W, 11-4	A
3/28/09	L, 7-11	A
3/27/09	L, 10-11	A
3/30/08	L, 4-8	H
3/29/08	W, 5-2	H
3/28/08	L, 1-9	H
4/1/07	L, 13-14	A
3/31/07	W, 19-5	A
3/30/07	W, 10-3	A
4/25/06	W, 14-3	A
4/24/06	W, 12-2	A
4/21/06	W, 6-1	A
4/24/05	W, 10-2	H
4/23/05	W, 9-5	H
4/22/05	L, 5-7	H
4/25/04	L, 3-9	A
4/24/04	L, 1-8	A
4/23/04	L, 2-3	A
4/20/03	W, 4-1	H
4/19/03	W, 4-0	H
4/18/03	L, 1-5	H
3/31/02	L, 7-9	A
3/30/02	W, 9-4	A
3/29/02	W, 4-1	A
3/25/01	W, 8-4	H
3/24/01	L, 1-8	H
3/23/01	W, 7-6	H
5/20/00	L, 2-9	N ²
5/19/00	W, 14-4	N ²
4/9/00	W, 11-2	A
4/9/00	L, 5-6	A
4/7/00	L, 0-6	A
5/20/99	L, 4-8	N ¹
4/11/99	W, 5-4	H
4/10/99	W, 3-2	H
4/10/99	L, 1-3	H
3/14/99	W, 8-4	A
3/13/99	L, 4-7	A
3/13/99	L, 5-6	A

1 - Sun Belt Tournament (Metairie, La.)
2 - Sun Belt Tournament (Mobile, Ala.)
3 - Sun Belt Tournament (Troy, Ala.)

La.-Monroe



Louisiana leads series 61-45
H: 31-18 • A: 22-19 • N: 1-1 • Unknown: 7-7

5/22/10	W, 13-1	A
5/21/10	W, 10-4	A
5/21/10	W, 6-5	A
4/11/09	L, 4-7	A
4/11/09	L, 7-8	A
4/10/09	L, 7-16	A
4/13/08	L, 4-14	H
4/12/08	L, 6-15	H
4/11/08	W, 12-10	H
5/6/07	W, 11-9	A
5/5/07	W, 6-5	A
5/4/07	W, 5-2	A
4/11/06	W, 11-0	A
2/26/06	W, 12-8	H ²
2/14/06	W, 8-2	H
4/6/05	W, 11-4	A
2/18/04	W, 4-1	H
4/10/02	L, 6-7	A
2/20/02	L, 6-10	H

4/30/01	L, 3-4	A
3/21/01	L, 4-10	H
3/30/00	W, 6-5	H
2/29/00	W, 7-5	A
2/28/99	W, 8-1	A
2/14/99	W, 4-3	H
3/3/98	L, 4-6	A
2/25/98	W, 9-5	H
5/5/97	L, 6-11	A
4/17/97	W, 8-7	H
5/1/96	L, 5-10	A
3/6/96	L, 4-12	H
2/19/95	W, 2-1	A
3/16/94	W, 12-5	H
4/21/85	W, 7-1	A
3/3/85	W, 4-3	H
3/14/82	W, 13-0	A
3/14/82	W, 11-1	A
4/17/78	W, 8-1	A
4/17/78	W, 14-0	A
4/16/76	W, 5-3	H
4/16/76	W, 6-5	H
4/15/76	L, 5-8	H
4/15/76	W, 12-6	H
4/9/74	L, 3-7	H
4/8/74	W, 4-1	H
4/8/74	W, 3-2	H
4/14/73	W, 3-0	A
4/14/73	W, 12-7	A
4/13/73	L, 4-8	A
4/17/72	W, 4-0	H
4/26/71	W, 2-1	H
4/26/71	L, 1-4	H
4/9/71	W, 5-2	N
4/15/70	W, 4-0	H
4/15/70	W, 1-0	H
3/21/70	L, 7-8	N ¹
3/18/70	L, 1-7	H
3/18/70	L, 6-8	H
4/23/69	L, 1-2	A
4/23/69	L, 0-2	A
3/25/69	W, 2-1	H
3/25/69	L, 2-5	H
4/22/68	W, 5-4	A
4/22/68	L, 2-4	A
3/24/68	L, 0-4	H
3/24/68	L, 1-2	H
4/29/67	W, 2-1	H
4/29/67	W, 7-1	H
4/10/67	L, 0-1	H
4/10/67	W, 1-0	H
4/27/66	W, 6-3	A
4/27/66	L, 0-3	A
4/13/66	L, 4-6	H
4/13/66	W, 4-3	H
5/3/65	L, 3-10	A
4/12/65	L, 1-4	H
4/12/65	W, 3-1	H
4/21/64	L, 3-5	H
4/21/64	W, 5-2	H
4/4/64	L, 1-2	A
4/4/64	L, 0-9	A
4/9/63	L, 1-2	A
4/9/63	L, 2-9	A
3/17/63	W, 3-0	H
3/17/63	W, 2-1	H
5/5/62	L, 4-5	
3/26/62	W, 5-1	
3/26/62	W, 11-4	
4/22/60	L, 6-7	
5/11/59	L, 1-4	
5/11/59	W, 11-9	
4/27/59	L, 5-12	
4/30/58	L, 3-4	
4/30/58	W, 6-1	
4/15/58	W, 6-4	
4/20/57	L, 2-3	
4/20/57	L, 4-6	
4/6/57	W, 8-1	
4/6/57	W, 9-3	
4/27/56	L, 4-6	H
4/27/56	W, 5-0	H
4/22/55	L, 1-11	A
4/22/55	W, 5-2	A
4/7/55	W, 2-1	H
4/23/54	W, 9-6	A
4/2/54	W, 4-1	H

1 - Baton Rouge (La.) Kid Clinic
2 - Mardi Gras Ball Classic (Lafayette, La.)



2011 Ragin' Cajuns Baseball Record Book

Middle Tennessee



Louisiana leads 30-25

H: 18-12 • A: 10-6 • N: 2-7

5/27/10	L, 0-3	A ⁶
5/1/10	W, 2-1	H
5/1/10	W, 6-4	H
4/30/10	W, 3-1	H
5/23/09	L, 2-6	N ⁵
5/22/09	L, 8-17	N ⁵
5/21/09	W, 5-4	N ⁵
4/5/09	W, 14-7	H
4/4/09	W, 10-5	H
4/3/09	W, 5-2	H
4/6/08	W, 8-4	A
4/5/08	W, 4-2	A
4/5/08	L, 1-2	A
3/18/07	L, 1-3	A
3/17/07	L, 6-12	A
3/16/07	W, 6-3	A
5/26/06	L, 7-14	N ⁴
5/25/06	L, 2-5	N ⁴
5/14/06	L, 4-5	A
5/13/06	W, 7-5	A
5/12/06	W, 14-6	A
5/27/05	L, 5-7	N ³
5/15/05	W, 16-7	H
5/14/05	W, 16-3	H
5/13/05	L, 1-10	H
5/29/04	L, 10-15	N ²
5/28/04	W, 6-2	N ²
5/27/04	L, 6-8	N ²
4/4/04	L, 6-9	A
4/3/04	W, 9-3	A
4/2/04	W, 6-5	A
5/23/03	L, 2-10	H ¹
5/21/03	L, 4-6	H ¹
3/30/03	W, 5-3	H
3/29/03	L, 5-9	H
3/28/03	W, 4-3	H
4/28/02	W, 10-5	A
4/27/02	W, 15-6	A
4/26/02	W, 5-0	A
4/1/01	L, 4-5	H
3/31/01	W, 9-8	H
3/30/01	L, 0-2	H
3/25/83	L, 8-11	H
3/24/83	W, 3-2	H
3/24/83	W, 8-5	H
3/16/80	L, 0-2	H
3/15/80	L, 3-6	H
3/15/80	W, 4-1	H
3/19/78	L, 4-5	H
3/19/78	W, 8-5	H
3/18/78	W, 8-3	H
3/18/78	W, 5-0	H
3/15/75	L, 0-7	H
3/15/75	W, 8-7	H
3/14/75	L, 2-9	H

- 1 - SBC Tournament (Lafayette, La.)
- 2 - SBC Tournament (Mobile, Ala.)
- 3 - SBC Tournament (Miami, Fla.)
- 4 - SBC Tournament (Bowling Green, Ky.)
- 5 - SBC Tournament (Troy, Ala.)
- 6 - SBC Tournament (Murfreesboro, Ten.)

South Alabama



USA leads series 52-32

H: 17-18 • A: 13-34 • N: 2-0

3/21/10	L, 11-12	A
3/20/10	L, 4-9	A
3/19/10	W, 3-1	A
4/19/09	L, 4-7	H
4/18/09	L, 6-8	H
4/17/09	L, 5-9	H
5/23/08	W, 8-1	H ¹⁰
4/20/08	W, 8-6	A
4/19/08	L, 2-9	A
4/18/08	W, 9-3	A
5/25/07	W, 5-0	A ⁹
5/23/07	W, 3-2	A ⁹
3/11/07	W, 10-6	H
3/10/07	W, 9-6	H
3/9/07	W, 7-2	H
5/26/06	W, 8-5	N ⁸
3/26/06	L, 0-2	A
3/25/06	W, 9-6	A
3/24/06	L, 7-8	A
3/27/05	L, 2-6	H

3/26/05	W, 6-5	H
3/25/05	W, 22-4	H
5/23/04	L, 7-10	A
5/22/04	W, 14-6	A
5/21/04	L, 8-10	A
5/18/03	W, 12-5	H
5/17/03	L, 6-7	H
5/16/03	L, 1-7	H
5/12/02	L, 3-4	A
5/11/02	W, 15-8	A
5/10/02	L, 1-5	A
4/15/01	L, 3-12	H
4/14/01	W, 4-1	H
4/13/01	W, 9-1	H
5/7/00	W, 12-7	A
5/6/00	W, 12-8	A
5/5/00	L, 4-6	A
3/19/00	W, 8-2	H
3/18/00	W, 7-3	H
3/17/00	W, 5-3	H
5/9/99	L, 6-7	A
5/8/99	L, 4-6	A
5/8/99	L, 6-7	A
5/15/98	W, 11-4	A ⁷
4/26/98	W, 9-7	A
4/25/98	L, 3-10	A
4/24/98	L, 3-5	A
5/17/97	L, 2-9	H ⁶
5/17/97	W, 12-9	H ⁶
5/16/97	L, 0-5	H ⁶
4/6/97	W, 7-3	H
4/6/97	W, 11-10	H
4/5/97	L, 6-8	H
5/16/96	L, 3-13	A ⁵
3/10/96	L, 4-5	A
3/9/96	L, 2-3	A
3/8/96	L, 3-4	A
5/7/95	L, 4-6	H
5/6/95	L, 4-8	H
5/5/95	L, 4-5	H
5/19/93	L, 3-9	A ⁴
5/16/93	L, 10-13	A
5/15/93	L, 1-6	A
5/14/93	L, 4-5	A
5/15/92	L, 8-11	A ³
5/14/92	L, 4-5	A ³
5/10/92	L, 1-2	H
5/9/92	L, 2-3	H
5/8/92	L, 3-4	H
5/27/91	W, 6-3	N ²
3/10/85	L, 13-14	A
3/9/85	W, 3-1	A
3/9/85	L, 3-14	A
4/3/83	L, 8-10	A
4/2/83	L, 1-9	A
3/20/83	W, 7-4	H
3/19/83	W, 6-1	H
4/9/77	L, 2-8	H
4/8/77	L, 0-5	H
3/3/76	L, 0-2	A
3/3/76	L, 2-11	A
3/9/75	L, 7-8	A ¹
3/8/75	L, 3-9	A ¹
3/7/75	L, 4-9	A ¹

Troy



Louisiana leads series 16-7

H: 11-4 • A: 4-3 • N: 1-0

4/11/10	W, 8-5	H
4/10/10	W, 9-5	H
4/9/10	W, 6-0	H
4/26/09	L, 3-12	A
4/25/09	W, 6-2	A
4/24/09	W, 5-0	A
5/21/08	W, 6-1	H ²
4/26/08	L, 4-11	H
4/26/08	W, 5-3	H
4/25/08	W, 7-3	H
5/24/07	W, 9-7	N ¹
4/15/07	L, 4-14	A

4/14/07	W, 4-3	A
4/13/07	W, 13-3	A
5/7/06	W, 6-5	H
5/6/06	L, 1-3	H
5/5/06	W, 15-7	H
2/23/03	W, 2-1	H
2/22/03	L, 1-3	H
2/21/03	W, 7-6	H
4/8/98	L, 2-4	A
3/25/98	W, 6-1	H
3/24/98	L, 4-6	H

- 1 - Sun Belt Tournament (Mobile, Ala.)
- 2 - Sun Belt Tournament (Lafayette, La.)

Western Kentucky



Louisiana leads series 38-21

H: 23-7 • A: 11-10 • N: 4-4

5/16/10	W, 4-3	H
5/15/10	W, 12-5	H
5/14/10	L, 1-2	H
5/10/09	W, 6-5	H
5/9/09	L, 2-4	H
5/8/09	L, 3-6	H
5/11/08	L, 4-13	A
5/10/08	L, 4-11	A
5/9/08	W, 9-8	A
4/7/07	W, 10-6	H
4/7/07	L, 5-6	H
4/6/07	W, 8-2	H
5/20/06	W, 13-3	H
5/19/06	W, 3-1	H
5/18/06	W, 11-3	H
5/27/05	W, 6-4	N ⁵
5/25/05	L, 7-10	N ⁵
5/22/05	L, 3-4	A
5/21/05	W, 11-1	A
5/21/05	L, 5-14	A
3/28/04	L, 7-9	H
3/27/04	W, 4-3	H
3/26/04	W, 4-3	H
3/23/03	L, 3-7	A
3/22/03	W, 1-0	A
3/21/03	L, 3-4	A
5/23/02	L, 1-2	N ⁴
5/5/02	W, 4-3	H
5/4/02	W, 5-1	H
5/3/02	L, 4-5	H
3/18/01	W, 7-5	A
3/17/01	L, 0-5	A
3/16/01	W, 5-3	A
5/19/00	W, 7-3	N ³
5/17/00	L, 3-8	N ³
4/23/00	W, 5-2	H
4/22/00	W, 5-3	H
4/21/00	W, 5-4	H
5/21/99	L, 0-6	N ²
5/19/99	W, 9-2	N ²
4/25/99	L, 5-8	A
4/24/99	L, 8-9	A
4/23/99	W, 8-4	A
3/28/99	W, 4-3	H
3/27/99	W, 5-3	H
3/26/99	W, 5-4	H
5/3/98	W, 6-0	A
5/2/98	W, 15-4	A
5/2/98	W, 9-3	A
4/13/97	W, 9-3	H
4/12/97	W, 6-5	H
4/12/97	W, 19-8	H
3/24/96	W, 2-0	A
3/24/96	L, 1-7	A
3/23/96	W, 7-2	A
4/2/95	L, 5-7	H
4/1/95	W, 11-3	H
4/1/95	W, 19-2	H
5/13/92	W, 8-6	N ¹

- 1 - Sun Belt Tournament (Mobile, Ala.)
- 2 - Sun Belt Tournament (Metairie, La.)
- 3 - Sun Belt Tournament (Mobile, Ala.)
- 4 - Sun Belt Tournament (Mobile, Ala.)
- 5 - Sun Belt Tournament (Miami, Fla.)



2011 Ragin' Cajuns Baseball Record Book

NOTE: The following is a compilation of **YEAR-BY-YEAR RECORDS** and **ALL-TIME RESULTS** for the University of Louisiana baseball program dating back as far as records exist. To make corrections or provide information that will aid in its accuracy, please contact the University of Louisiana Sports Information Office at (337) 851-2255, e-mail **Matt Hebert** at **matth@louisiana.edu**, or write to us at Cox Communications Athletic Center, 201 Reinhardt Dr., Lafayette, LA 70506.

Year	Overall	Conference	Head Coach
1903-11	Team Information Unavailable		
1912	2-4		J.G. Lee
1913	8-2		J.G. Lee
1914	7-5		J.G. Lee
1915	Record Unknown		J.G. Lee
1916	6-8		J.G. Lee
1917-21	Record Unknown		
1922	7-14		T.R. Mobley
1923	10-3-1		T.R. Mobley
1924	Record Unknown		T.R. Mobley
1925	14-6-1		T.R. Mobley
1926	Record Unknown		T.R. Mobley
1927	1-6		T.R. Mobley
1928-38	No School-Sponsored Baseball Program		
1939	6-5		Cliff Johnson
1940	6-10-2		Cliff Johnson
1941	9-8		Cliff Johnson
1942	2-8		John Cain
1943	Record Unknown		
1944	7-6		
1945	6-7		Cliff Johnson
1946	3-5		Cliff Johnson
1947	3-6		Cliff Johnson
Gulf States Conference (1948-71)			
1948	18-9	12-3 (2nd)	Ray Didier
1949	Record Unknown		Ray Didier
1950	20-7	16-3 (1st)	Ray Didier
1951	Record Unknown		Ray Didier
1952	Record Unknown		Ray Didier
1953	10-15		Ray Didier
1954	11-13		Ray Didier
1955	15-12		Ray Didier
1956	Record Unknown		Ray Didier
1957	Record Unknown		Jerry Simon
1958	Record Unknown		Jerry Simon
1959	Record Unknown		Pete Wilson
1960	11-14	5-9	Pete Wilson
1961	12-22		Pete Wilson
1962	15-14	11-8 (3rd)	Sonny Roy
1963	16-11	11-8 (2nd)	Sonny Roy
1964	14-12	10-8 (3rd)	Sonny Roy
1965	14-14	10-10 (4th)	Sonny Roy
1966	15-14-1	12-11-1 (5th)	Sonny Roy
1967	14-21	11-13	Sonny Roy
1968	12-23	10-14	Eddie Mouton
1969	14-16	12-12 (4th)	Bob Banna
1970	26-15	15-9	Bob Banna
1971	19-16	12-10	Bob Banna
Southland Conference (1972-82)			
1972	33-8	15-3 (1st)	Don Lockwood
1973	14-19	8-4 (1st)	Don Lockwood
1974	22-28	5-10 (5th)	Don Lockwood
1975	22-22	9-6 (3rd)	Don Lockwood
1976	22-24	6-9 (5th)	Don Lockwood
1977	24-20	7-8 (3rd)	Don Lockwood
1978	37-15	13-7 (3rd)	Don Lockwood
1979	14-32	8-12 (4th)	Don Lockwood
1980	19-29-2	1-13 (3rd, South)	Don Lockwood
1981	40-23	11-5 (2nd, South)	Mel Didier
1982	33-25-1	13-3 (1st, South) ¹	Mel Didier
Division I Independent (1983-87)			
1983	29-31		Brad Kelley
1984	39-18		Brad Kelley
1985	35-23		Gene Shell
1986	33-26		Gene Shell
1987	17-29		Gene Shell/Emrick Jagneau

Year	Overall	Conference	Head Coach
American South Conference (1988-91)			
1988	41-23	6-8	Mike Boulanger
1989	49-13	11-4 (1st)	Mike Boulanger
1990	47-18	11-4 (1st)	Mike Boulanger
1991	49-20	14-4 (1st)	Mike Boulanger
Sun Belt Conference (1992-present)			
1992	38-23	14-6 (1st, West)	Mike Boulanger
1993	25-29	10-9 (3rd, West)	Mike Boulanger
1994	42-15	16-8 (t-1st, West)	Mike Boulanger
1995	21-24	12-15 (6th)	Tony Robichaux
1996	25-33	15-12 (3rd)	Tony Robichaux
1997	43-18	22-5 (1st)	Tony Robichaux
1998	39-22	18-7 (2nd)	Tony Robichaux
1999	42-24	24-9 (2nd)	Tony Robichaux
2000	49-20	20-10 (2nd)	Tony Robichaux
2001	28-28	12-15 (t-7th)	Tony Robichaux
2002	39-23	17-7 (2nd)	Tony Robichaux
2003	30-30	15-9 (3rd)	Tony Robichaux
2004	34-23	11-11 (4th)	Tony Robichaux
2005	48-19	16-8 (1st)	Tony Robichaux
2006	39-20	19-5 (2nd)	Tony Robichaux
2007	45-17	23-7 (1st)	Tony Robichaux
2008	30-29	16-14 (t-5th)	Tony Robichaux
2009	27-30-1	14-15 (5th)	Tony Robichaux
2010	38-22	21-9 (t-1st)	Tony Robichaux

Breakdown (since joining Division I in 1972)

Division I Overall Record (since 1972)	1,301-885-4 (.595)
Division I Conference Record (since 1972)	448-286-2 (.610)
Sun Belt Conference Record (since 1992)	315-181 (.635)
Division I Home Record (since 1972)	800-317-2 (.716)
Division I Road Record (since 1972)	420-489-2 (.462)
Division I Neutral Site Record (since 1972)	81-79 (.506)
Winning Seasons (since 1972)	25
.500 Seasons (since 1972)	3
Sub-.500 Seasons (since 1972)	11
Most wins, Season	49 (1989, 1991, 2000)
Most losses, Season	33 (1996)
Most conference wins, Season	24 (1999)
Most conference losses, Season	15 (1995, 2001, 2009)
Longest winning streak	17 games (1994, 2000)
Longest losing streak	10 games (2003)
Longest conference winning streak	12 games (2010)
Longest conference losing streak	6 games (1993-94, 2001, 2009)
Record in season openers (since 1972)	27-12 (.692)
Record in home openers (since 1972)	31-8 (.795)
Record in Home Openers at "Tigue" Moore Field	25-8 (.758)

All-Time Head Coaching Records (By Victories)

Coach	Seasons (Tenure)	W	L	T	PCT
Tony Robichaux	16 (1995-2010)	577	382	1	.602
Mike Boulanger	7 (1988-94)	291	141	0	.674
Don Lockwood	9 (1972-80)	207	197	2	.512
Ray Didier	9 (1948-56)	137	78	0	.637
Sonny Roy	6 (1962-67)	88	86	1	.506
Gene Shell	3 (1985-87)	77	59	0	.566
Mel Didier	2 (1981-82)	73	48	1	.602
Brad Kelley	2 (1983-84)	68	39	0	.636
Bob Banna	3 (1969-71)	59	47	0	.557
T.R. Mobley	6 (1922-27)	32	29	2	.524
Cliff Johnson	6 (1939-41, 1945-47)	27	30	2	.475
J.G. Lee	5 (1912-16)	23	19	0	.548
Pete Wilson	2 (1960-61)	23	36	0	.390
Eddie Mouton	1 (1968)	12	23	0	.343
Emrick Jagneau	1 (1987)	8	10	0	.444
John Cain	1 (1942)	2	8	0	.200

¹ - The Cajuns were awarded six victories because of games later forfeited; actual on-field conference record was 7-9 in 1982.



1903-1908 // Unknown

Game Results Unavailable

1909 // 4-0

Coach: C.J. McNaspy

A 9	Broussard	W, 6-0
	St. Martinville	W, 4-2
	St. Martinville	W, 10-2
M 7	Lafayette SL	W, 12-4
	St. Martinville	NS
	St. Martinville	NS

1910 // 2-0

Coach: C.J. McNaspy

A 30	at Broussard	W, 15-10
	New Orleans Boys	NS

1911 // Unknown

Game Results Unavailable

1912 // 2-4

Coach: J.G. Lee

	at Louisiana State	L, 4-8
	at Louisiana State	L, 2-19
	Northwestern State	L, 0-1
	Northwestern State	W, 10-6
	Louisiana College	W, 6-3
	Louisiana College	L, 3-7

1913 // 8-2

Coach: J.G. Lee

	at Louisiana State	L, 3-4
	at Louisiana State	L, 4-8
	Loyola	W, 1-0
	Louisiana College	W, 18-2
	Louisiana College	W, 12-4
	St. Charles College	W, 5-3
	Northwestern State	W, 8-4
	Northwestern State	W, 12-1
	Loyola	W, 9-1
	St. Charles College	W, 10-1

1914 // 7-5

Coach: J.G. Lee

	Loyola	W, 13-0
	at Louisiana State	L, 5-6
	Louisiana College	W, 8-6
	Louisiana College	W, 5-2
	St. Charles College	L, 0-2
	Louisiana State	W, 10-0
	Louisiana College	W, 3-0
	Louisiana College	L, 2-3
	Northwestern State	W, 3-1
	Northwestern State	W, 4-0
	Centenary College	L, 0-1
	Centenary College	L, 1-6

1915 // 1-1

Coach: J.G. Lee

	at Louisiana State	L, 1-7
	at Louisiana State	W, 9-4

1916 // 6-8

Coach: J.G. Lee

	St. Charles College	W, 1-0
	St. Charles College	W, 8-1
	Cincinnati	L, 4-9
	Louisiana College	W, 9-0
	Louisiana College	W, 4-3
	Northwestern State	L, 2-3
	Northwestern State	L, 6-9
	Louisiana Tech	L, 2-5
	Louisiana Tech	L, 9-12
	St. Charles College	L, 7-13
	St. Charles College	L, 5-7
	Louisiana State	L, 0-1
	Northwestern State	W, 13-3
	Northwestern State	W, 8-5
	Louisiana College	NS
	Louisiana College	NS

1917-1918 // Unknown

Game Results Unavailable

1919 // 4-4

Coach Unknown

A 1	St. Charles College	W, 3-1
A 1	St. Charles College	L, 2-3
A 4	Louisiana Tech	W, 4-3
A 5	Louisiana Tech	NS
A 6	Louisiana Tech	NS
	Louisiana College	L, 6-12
	Louisiana College	W, 19-8
	at Louisiana State	L, 3-10
	at Louisiana State	L, 0-12
M 3	Jefferson College	W, 7-4

1920 // Unknown

Game Results Unavailable

1921 // 2-4

Coach Unknown

A 18	Northwestern State	W, 3-0
A 18	Northwestern State	L, 5-8
	Centenary	W, 19-4
	Centenary	L, 9-17
	Louisiana Tech	L, 2-4
	Louisiana Tech	L, 4-6

1922 // 8-16

Coach: T.R. Mobley

	Northwestern State	W
	Northwestern State	L
M 16	St. Charles College	L, 2-3
M 16	St. Charles College	L, 2-3
M 27	Louisiana College	W, 1-0
M 28	Louisiana College	W, 9-3
A 6	St. Charles College	L, 2-3
A 15	Centenary	L, 1-4
A 15	Centenary	W, 10-8
A 16	Northwestern State	L, 1-6
A 16	Northwestern State	L, 4-5
	Louisiana College	W, 7-3
	Louisiana College	L, 7-10
A 21	Northwestern State	W, 9-4
A 21	Northwestern State	W, 5-0
A 24	at Spring Hill	L, 1-23
A 24	at Spring Hill	L, 5-13
A 26	at St. Stanislaus	W, 9-4
A 27	at St. Stanislaus	L, 6-7
A 28	at Loyola	L, 1-9
A 28	at Loyola	L, 2-13
M 1	Centenary	L, 0-6
M 2	Centenary	L, 1-5
	St. Charles College	L, 6-9

1923 // 10-3-1

Coach: T.R. Mobley

M 24	St. Peter's College	W, 8-1
A 6	Louisiana College	W, 3-2
A 6	Louisiana College	L, 5-6
	Maurice	W, 10-3
A 18	Crowley	W, 5-2
	Northwestern State	T, 6-6
A 25	Louisiana College	L, 2-5
A 26	Louisiana College	W, 10-1
A 27	Northwestern State	W, 8-7
	Northwestern State	W, 8-3
	Northwestern State	W, 7-5
	Maurice	L, 2-3
	Crowley	W, 9-1
	Crowley	W, 9-1

1924 // Unknown

Coach: T.R. Mobley

	Louisiana State	L, 1-11
	Louisiana State	L, 4-9

1925 // 14-6-1

Coach: T.R. Mobley

M 7	Southern Pacific	W, 13-9
M 14	Southern Pacific	T, 11-11
M 16	Louisiana State	W, 9-4
M 18	Southern Miss	L, 10-17
M 19	Southern Miss	W, 8-7
M 20	Spring Hill	L, 13-22
M 21	Spring Hill	L, 5-7
M 27	Jefferson College	W, 19-5
M 28	Jefferson College	W, 15-12
A 1	South Park College	L, 4-9
A 2	South Park College	W, 18-3
A 6	Louisiana College	W, 23-0
A 7	Louisiana College	W, 29-1
A 13	Northwestern State	W, 11-4
A 14	Northwestern State	W, 8-7
A 15	Louisiana College	L, 6-8
A 16	Louisiana College	W, 12-0
A 17	Louisiana Tech	W, 11-10
A 18	Louisiana Tech	W, 15-7
A 19	Northwestern State	L, 11-14
A 20	Northwestern State	W, 11-2

1926 // 0-2

Coach: T.R. Mobley

M 13	Southern Pacific	L, 7-9
	Louisiana State	L, 2-9

1927 // 1-6

Coach: T.R. Mobley

Season shortened by Great Flood of 1927

	at Louisiana State	L, 0-6
	at Louisiana State	L, 2-3
	at Louisiana College	W, 4-1
	at Northwestern State	L, 1-3
	at Northwestern State	L, 3-4
	at Louisiana Tech	L, 3-7
	at Louisiana Tech	L, 3-8

1928-1938 // No Games

Baseball was not a university-sponsored sport

1939 // 6-5

Coach: Cliff Johnson

A 7	Illinois Wesleyan	W, 8-7
A 8	Illinois Wesleyan	L, 3-9
A 10	Northern Illinois	W, 13-3
A 11	Northern Illinois	L, 7-14
A 19	at Camp Beauregard	W, 12-3
A 21	at Northwestern State	W, 10-6
A 28	Northwestern State	W, 7-1
M 1	Louisiana Tech	L, 0-4
M 2	Louisiana Tech	L, 2-4
M 4	at Louisiana Tech	L, 1-12
M 5	at Louisiana Tech	W, 7-6

1940 // 6-10-2

Coach: Cliff Johnson

M 18	Iowa	L, 4-6
M 19	Iowa	L, 0-3
M 20	Iowa	L, 1-17
	Northwestern	T, 4-4
	Northwestern	W, 11-6
	Illinois	L, 3-13
	Illinois	W, 1-0
	Louisiana Tech	L, 6-7
	Louisiana Tech	L, 5-10
	Mississippi	L, 1-4
	Mississippi	L, 2-4
	Millsaps	L, 3-4
	Northwestern State	W, 6-2
	Northwestern State	W, 4-3
	Centenary	T, 3-3
	Mississippi	W, 6-4
	Mississippi	W, 4-3
	Centenary	L, 0-1

1941 // 9-8

Coach: Cliff Johnson

	Illinois	L, 0-8
	Iowa	L, 2-3
	Iowa	L, 2-5
	Northwestern	L, 4-5
	Northwestern	W, 7-3
	Centenary	W, 3-1
	Centenary	W, 9-8
	Centenary	W, 12-6
	Centenary	W, 16-5
	Louisiana Tech	L, 4-7
	Louisiana Tech	L, 4-6
	Louisiana Tech	L, 1-2
	Louisiana Tech	L, 0-1
	Northwestern State	W, 12-4
	Northwestern State	W, 14-2
	Northwestern State	W, 15-3
	Northwestern State	W, 19-1

1942 // 2-8

Coach: John Cain

A 5	at Fort Polk	L, 3-5
A 23	Fort Polk	L, 2-6
A 27	Louisiana Tech	W, 4-2
A 28	Louisiana Tech	L, 0-4
M 1	Lake Charles AA	W, 12-0
M 4	at Louisiana Tech	L, 0-6
M 5	at Louisiana Tech	L, 3-10
M 7	Camp Livingston	L, 2-5
M 13	Lake Charles AA	L, 1-8
M 15	Harding Field	L, 1-3

1943 // Record Unknown

Coach: John Cain

Game Results Unavailable

1944 // 7-6

Coach: John Cain

	at Louisiana State	W, 6-3
--	--------------------	--------

1945 // 6-7

Coach: Cliff Johnson

M 29	Catholic High	W, 12-9
A 3	at Tulane	L, 11-13
A 6	New Iberia Cardinals	L, 5-6
A 8	Naval Repair Base	L, 5-8
A 12	Fort Polk	W, 6-2
A 15	Lake Charles Aviation	W, 12-3
A 17	Tulane	W, 7-1
A 26	Loyola	L, 7-13
A 29	Louisiana College	W, 24-4
A 30	Louisiana Tech	L, 1-4
M 3	Loyola	L, 3-5
M 7	Fort Polk	W, 8-1
M 11	Louisiana Tech	L, 5-6

1946 // 3-5

Coach: Cliff Johnson

A 3	at Tulane	L, 11-13
A 7	at New Iberia	L, 5-6
A 8	New Orleans NRB	L
A 12	Fort Polk	W, 5-2
A 15	at Lake Charles AFB	NS
A 17	Tulane	W, 7-1
A 26	Loyola	L, 7-13

A 29	Louisiana College	W, 19-4
A 30	Louisiana Tech	NS
M 12	Louisiana Tech	L, 5-6

1947 // 3-6

Coach: Cliff Johnson

M 31	Iowa	L, 5-6
A 8	Tulane	L, 0-10
A 9	Southern Illinois	W, 7-4
A 12	at Tulane	L, 3-7
A 17	at Southeastern La.	W, 7-3
A 22	at Louisiana Tech	L, 8-9
A 23	at Louisiana Tech	L, 1-2
M 7	Louisiana Tech	L, 0-6
M 8	Louisiana Tech	W, 9-8
M 12	Northwestern State	NS
M 13	Northwestern State	NS
M 15	Southeastern La.	NS
M 16	Southeastern La.	NS

1948 // 18-9, 12-3 (2nd)

Coach: Ray Didier

	Tulane	L, 7-14
	Tulane	L, 3-12
	at Louisiana State	W, 10-6

1949 // Unknown

Gulf States Conference Champions

Coach: Ray Didier

	Tulane	L, 5-6
	Southern Miss	W, 5-4

1950 // 20-7, 16-3 (1st)

Gulf States Conference Champions

Coach: Ray Didier

	Tulane	W, 5-3
--	--------	--------

1951 // Unknown

Gulf States Conference Champions

Coach: Ray Didier

Game Results Unavailable

1952 // Unknown

Gulf States Conference Champions

Coach: Ray Didier

Game Results Unavailable

1953 // 10-15, 5-5 (1st)

Gulf States Conference Champions

Coach: Ray Didier

	Southern Illinois	W, 7-5
	Southern Illinois	W, 10-1
	Southern Illinois	L, 1-3
	Crowley Millers	L, 5-12
	Lafayette Oilers	L, 2-3
	Crowley Millers	W, 5-2
	Louisiana-Monroe	W, 4-1
	Lafayette Oilers	L, 3-15
	Louisiana Tech	W, 6-1
	Lake Charles AFB	W, 9-7
	Lafayette Oilers	L, 5-8
	Louisiana College	L, 1-2
	Sam Houston State	L, 5-11
	Sam Houston State	L, 1-14
	Louisiana-Monroe	W, 9-6
	Louisiana Tech	L, 5-10
	McNeese State	W, 7-1
	Lake Charles AFB	W, 3-2
	Louisiana College	W, 16-3
	Northwestern State	L, 1-3

2011 Ragin' Cajuns Baseball Record Book

Louisiana Tech	W, 7-3
Louisiana College	W, 13-5
Northwestern State	L, 8-15
McNeese State	L, 1-2
Loyola	L, 8-25
Southeastern La.	L, 0-4

1956-1959 // Unknown

Coaches: R. Didier, Jerry Simon, P. Wilson
Game Results Unavailable

1960 // 11-14, 5-9

Coach: Pete Wilson	
at Louisiana State	L, 1-9
Northern Illinois	L, 3-5
Northern Illinois	W, 3-0
Northern Illinois	L, 9-11
Northern Illinois	L, 4-9
Norco	W, 6-4
Nicholls State	W, 5-2
McNeese State	W, 6-5
McNeese State	L, 2-3
Southeastern La.	L, 4-5
Northwestern State	L, 1-3
Northwestern State	L, 2-3
Louisiana College	W, 6-4
Louisiana College	W, 4-0
Norco	W, 2-1
Louisiana-Monroe	L, 6-7
Louisiana Tech	L, 3-4
Louisiana Tech	W, 9-5
Louisiana State	L, 3-4
McNeese State	L, 4-7
Southeastern La.	L, 3-14
Southeastern La.	W, 7-2
Louisiana Tech	W, 7-2
Louisiana-Monroe	W, 10-2
Louisiana-Monroe	L, 2-5

1961 // 12-22

Coach: Pete Wilson	
at Louisiana State	L, 1-13
Louisiana State	L, 6-7

1962 // 15-14, 11-8 (3rd)

Coach: Sonny Roy	
Centenary	W, 9-0
Centenary	L, 3-5
Louisiana College	W, 11-2
Louisiana Tech	L, 0-4
Louisiana Tech	W, 6-2
Centenary	L, 0-1
Northwestern State	W, 3-0
Northwestern State	W, 8-7
Southeastern La.	L, 5-6
Southeastern La.	W, 5-0
Louisiana College	L, 0-4
McNeese State	L, 1-5
McNeese State	L, 2-14
Louisiana-Monroe	W, 11-4
Louisiana-Monroe	W, 5-1
Chennault AFB	W, 8-1
Southeastern La.	L, 0-3
McNeese State	L, 11-12
Loyola-New Orleans	L, 6-13
Northwestern State	W, 1-0
Northwestern State	W, 5-0
Legion Stars	W, 10-5
Southeastern La.	W, 4-3
Southeastern La.	L, 3-5
McNeese State	W, 1-0
McNeese State	W, 8-0
Louisiana Tech	L, 2-3
Louisiana Tech	L, 3-14
Louisiana-Monroe	L, 4-5

1963 // 16-11, 11-8 (2nd)

H: 8-5 • A: 8-6 • N: 0-0	
Coach: Sonny Roy	
M 18 at Tulane	W, 8-2
M 18 at Tulane	W, 12-3
M 22 Centenary	W, 5-1
M 23 Centenary	W, 7-4
M 26 at Centenary	L, 2-4
M 27 at Centenary	W, 8-5
A 1 Louisiana-Monroe	W, 2-1
A 1 Louisiana-Monroe	W, 3-0
Loyola-New Orleans	L, 5-9
Southeastern La.	L, 1-2
Southeastern La.	L, 5-7
at Louisiana Tech	L, 4-5
at Loyola-New Orleans	L, 3-5
at Northwestern State	W, 1-0
at Northwestern State	W, 2-1
at Louisiana-Monroe	L, 2-9
at Louisiana-Monroe	L, 1-2
at McNeese State	W, 7-1
at McNeese State	W, 5-3
McNeese State	W, 6-5
McNeese State	L, 1-3
at Southeastern La.	L, 3-7
at Southeastern La.	W, 6-2
Louisiana Tech	W, 5-1

Louisiana Tech	W, 3-0
Northwestern State	L, 1-3
Northwestern State	W, 1-0

1964 // 14-12, 10-8 (2nd)

H: 10-4 • A: 4-8 • N: 0-0	
Coach: Sonny Roy	
M 18 Nicholls State	W, 5-1
M 18 Nicholls State	L, 2-5
M 26 at McNeese State	W, 12-0
M 26 at McNeese State	W, 6-2
M 31 Loyola-New Orleans	W, 6-3
A 1 McNeese State	L, 1-4
A 4 at Louisiana-Monroe	L, 0-9
A 4 at Louisiana-Monroe	L, 1-2
A 8 at Loyola-New Orleans	L, 9-10
A 11 at Southeastern La.	W, 10-3
A 11 at Southeastern La.	L, 2-3
A 13 Louisiana Tech	W, 6-2
A 13 Louisiana Tech	W, 1-0
A 15 at Nicholls State	L, 1-2
A 18 at Northwestern State	L, 0-1
A 18 at Northwestern State	L, 3-4
A 21 Louisiana-Monroe	W, 5-2
A 21 Louisiana-Monroe	L, 3-5
A 27 Southeastern La.	L, 2-3
A 27 Southeastern La.	W, 2-0
A 28 McNeese State	W, 2-1
A 28 McNeese State	W, 3-1
M 2 at Louisiana Tech	L, 0-2
M 2 at Louisiana Tech	W, 6-1
M 4 Northwestern State	W, 7-1
M 4 Northwestern State	W, 3-1

1965 // 14-14, 10-10 (4th)

H: 9-4 • A: 5-10 • N: 0-0	
Coach: Sonny Roy	
M 16 at Loyola-New Orleans	L, 0-3
M 18 Nicholls State	L, 0-1
M 18 Nicholls State	W, 11-0
M 23 at McNeese State	L, 1-2
M 23 at McNeese State	W, 5-4
M 31 at McNeese State	W, 4-1
M 31 at McNeese State	L, 1-7
A 3 Southeastern La.	W, 3-2
A 3 Southeastern La.	W, 4-0
A 5 at Louisiana Tech	W, 1-0
A 5 at Louisiana Tech	L, 1-2
A 9 at Northwestern State	L, 0-1
A 9 at Northwestern State	W, 6-0
A 12 Louisiana-Monroe	W, 3-1
A 12 Louisiana-Monroe	L, 1-4
A 15 at Nicholls State	L, 0-2
A 15 at Nicholls State	W, 10-3
A 20 Loyola-New Orleans	W, 10-6
A 22 McNeese State	W, 6-1
A 22 McNeese State	W, 2-1
A 24 at Southeastern La.	L, 5-10
A 24 at Southeastern La.	L, 0-9
A 26 Louisiana Tech	L, 0-1
A 26 Louisiana Tech	W, 3-1
M 1 Northwestern State	L, 2-4
M 1 Northwestern State	W, 4-3
M 3 at Louisiana-Monroe	L, 3-10
M 3 at Louisiana-Monroe	L, 2-8

1966 // 15-14-1, 12-11-1 (5th)

H: 7-8 • A: 8-6 • N: 0-0	
Coach: Sonny Roy	
M 18 at Loyola-New Orleans	L, 3-4
M 19 McNeese State	W, 6-2
M 19 McNeese State	W, 7-3
M 28 at Centenary	L, 1-2
M 28 at Centenary	L, 2-3
M 31 Southeastern La.	L, 2-3
M 31 Southeastern La.	L, 2-4
A 2 at Northwestern State	W, 4-2
A 2 at Northwestern State	W, 3-0
A 4 McNeese State	W, 6-3
A 4 McNeese State	W, 4-2
A 7 at Louisiana Tech	W, 3-2
A 7 at Louisiana Tech	W, 7-5
A 12 Loyola-New Orleans	W, 5-3
A 16 Louisiana-Monroe	W, 4-3
A 16 Louisiana-Monroe	L, 4-6
A 20 at Nicholls State	L, 0-1
A 20 at Nicholls State	L, 4-4
A 23 at Southeastern La.	W, 10-1
A 23 at Southeastern La.	L, 3-5
A 28 Northwestern State	W, 1-0
A 28 Northwestern State	L, 4-7
A 30 at McNeese State	W, 15-2
A 30 at McNeese State	W, 5-3
M 2 Louisiana Tech	L, 0-2
M 2 Louisiana Tech	L, 4-5
M 7 at Louisiana-Monroe	L, 0-3
M 7 at Louisiana-Monroe	W, 6-3
M 9 Nicholls State	L, 0-3
M 9 Nicholls State	L, 0-3

1967 // 14-21, 11-13

H: 9-13 • A: 5-8 • N: 0-0	
Coach: Sonny Roy	
M 14 at Loyola-New Orleans	L, 0-5
M 17 Centenary	L, 4-6
M 18 Centenary	W, 10-3
M 18 Centenary	L, 4-6
M 22 Northern Illinois	L, 4-8
M 23 Northern Illinois	L, 4-5
M 28 Lamar	W, 6-5
M 28 Lamar	L, 1-2
M 30 at Louisiana-Monroe	W, 1-0
M 30 at Louisiana-Monroe	W, 1-0
A 1 at Louisiana Tech	L, 0-5
A 1 at Louisiana Tech	L, 0-3
A 4 Loyola-New Orleans	L, 2-4
A 7 Northwestern State	L, 0-17
A 7 Northwestern State	L, 5-6
A 10 at Southeastern La.	L, 1-2
A 10 at Southeastern La.	L, 2-4
A 17 at Nicholls State	W, 4-2
A 17 at Nicholls State	L, 2-5
A 19 Louisiana-Monroe	W, 7-1
A 19 Louisiana-Monroe	W, 2-1
A 22 Louisiana Tech	W, 6-5
A 22 Louisiana Tech	W, 10-8
A 24 at Texas-Pan American	L, 0-4
A 25 at Texas-Pan American	W, 3-2
A 27 McNeese State	W, 3-2
A 27 McNeese State	L, 2-4
A 29 at Northwestern State	W, 2-1
A 29 at Northwestern State	L, 3-5
M 1 Southeastern La.	L, 2-6
M 1 Southeastern La.	W, 10-4
M 6 at McNeese State	L, 0-4
M 6 at McNeese State	W, 7-3
M 8 Nicholls State	L, 0-4
M 8 Nicholls State	L, 0-1

1968 // 12-23, 10-14 (t-5th)

H: N/A • A: N/A • N: 1-2	
Coach: Eddie Mouton	
M 5 Lamar	L, 3-6
M 9 at Loyola-New Orleans	L, 5-11
M 15 at Centenary	W, 10-3
M 16 at Centenary	L, 1-5
M 16 at Centenary	L, 2-5
M 19 at Lamar	L, 5-6
M 23 Northwestern State	W, 3-2
M 23 Northwestern State	L, 1-2
M 25 at Nicholls State	L, 2-3
M 25 at Nicholls State	W, 1-0
M 30 McNeese State	W, 5-3
M 30 McNeese State	W, 1-0
A 1 at Louisiana-Monroe	L, 1-2
A 1 at Louisiana-Monroe	L, 0-4
A 6 Loyola-New Orleans	L, 1-15
A 8 Louisiana Tech	L, 1-2
A 8 Louisiana Tech	W, 6-3

Kid Clinic Tournament (Baton Rouge, La.)

A 11 vs. Mississippi	L, 0-3
A 11 vs. Nicholls State	L, 1-4
A 12 vs. Louisiana Tech	W, 5-4
A 12 at Louisiana State	L, 0-8
A 15 at Southeastern La.	W, 2-1
A 15 at Southeastern La.	L, 5-6
A 20 at Northwestern State	L, 1-3
A 20 at Northwestern State	L, 2-6
A 22 Nicholls State	L, 10-12
A 22 Nicholls State	L, 1-3
A 27 at McNeese State	L, 0-4
A 27 at McNeese State	W, 2-1
A 29 Louisiana-Monroe	NS
A 29 Louisiana-Monroe	NS
M 6 at Louisiana Tech	NS
M 6 at Louisiana Tech	NS
M 9 Southeastern La.	NS
M 9 Southeastern La.	NS

1969 // 14-16, 12-12 (4th)

Coach: Bob Banna	
Lamar	W, 3-2
Lamar	L, 2-5
at Lamar	L, 1-2
at Lamar	L, 2-7

1970 // 26-15, 15-9 (2nd)

H: 11-6 • A: 13-6 • N: 2-3	
Coach: Bob Banna	
M 1 Southern	L, 5-7
M 1 Southern	W, 6-5
M 10 at Lamar	L, 1-6
M 10 at Lamar	L, 1-5
M 12 Louisiana College	W, 16-1
M 14 Lamar	W, 2-0
M 14 Lamar	W, 8-4
M 16 at Louisiana College	W, 9-1
M 16 at Louisiana College	W, 2-0
M 23 Southeastern La.	W, 2-2
M 23 Southeastern La.	L, 2-3
M 24 at Louisiana-Monroe	L, 6-8
M 24 at Louisiana-Monroe	L, 1-7

Kid Clinic Tournament (Baton Rouge, La.)

M 26 vs. Northern Illinois	L, 1-5
M 26 vs. Southeastern La.	W, 2-1
M 27 vs. Southern	L, 8-10
M 27 vs. Louisiana-Monroe	L, 7-8
M 28 vs. Nicholls State	W, 7-6
M 28 at Louisiana State	W, 9-2
M 30 at Louisiana Tech	L, 1-2
M 30 at Louisiana Tech	W, 1-0
A 4 McNeese State	L, 7-9
A 4 McNeese State	L, 2-3
A 5 at Nicholls State	W, 9-3
A 5 at Nicholls State	W, 5-1
A 12 at Tulane	W, 3-1
A 12 at Tulane	W, 4-3
A 14 Northwestern State	W, 10-0
A 14 Northwestern State	W, 5-1
A 18 Louisiana-Monroe	W, 1-0
A 18 Louisiana-Monroe	W, 4-0
A 20 at Southeastern La.	W, 5-2
A 20 at Southeastern La.	W, 10-1
A 25 Louisiana Tech	W, 6-1
A 25 Louisiana Tech	W, 7-3
A 27 at McNeese State	L, 0-5
A 27 at McNeese State	W, 3-1
M 4 at Northwestern State	W, 8-5
M 4 at Northwestern State	W, 11-4
M 5 Nicholls State	L, 0-2
M 5 Nicholls State	L, 1-3

1971 // 19-16, 12-10 (3rd)

Coach: Bob Banna	
F 28 at Southern	
F 28 at Southern	
M 3 Lamar	W, 7-4
M 3 Lamar	L, 0-4
M 12 at Lamar	W, 3-1
M 12 at Lamar	W, 4-1
M 16 at Louisiana Tech	
M 16 at Louisiana Tech	
M 20 Nicholls State	
M 20 Nicholls State	
M 22 at Southeastern La.	
M 22 at Southeastern La.	
M 27 McNeese State	W, 6-5
M 27 McNeese State	L, 10-13
M 29 at Louisiana-Monroe	
M 29 at Louisiana-Monroe	
A 3 Northwestern State	
A 3 Northwestern State	
A 13 Louisiana Tech	
A 13 Louisiana Tech	
A 17 at Nicholls State	
A 17 at Nicholls State	
A 19 Southeastern La.	
A 19 Southeastern La.	
A 24 at McNeese State	L, 2-5
A 24 at McNeese State	L, 5-6
A 26 Louisiana-Monroe	
A 26 Louisiana-Monroe	
M 1 at Northwestern State	
M 1 at Northwestern State	
McNeese State	L, 2-4

1972 // 33-8, 15-3 (1st)

Southland Conference Champions

H: 17-3 • A: 16-5 • N: 0-0	
Coach: Don Lockwood	
F 27 at Southern	L, 1-6
F 27 at Southern	W, 9-7
M 4 at McNeese State	L, 3-13
M 4 at McNeese State	W, 6-4
M 5 Southern	W, 4-3
M 5 Southern	W, 18-2
M 7 at Houston	W, 8-7
M 7 at Houston	L, 2-4
M 10 Louisiana College	W, 2-0
M 10 Louisiana College	L, 0-4
M 13 Northwestern State	W, 6-2
M 13 Northwestern State	W, 18-1
M 17 Texas-Arlington	W, 8-2
M 18 Texas-Arlington	W, 2-1
M 18 Texas-Arlington	W, 1-0
M 20 at Southeastern La.	W, 3-1
M 20 at Southeastern La.	W, 10-4
M 24 Trinity	W, 6-3
M 25 Trinity	L, 0-1
M 25 Trinity	W, 6-3
M 28 at Louisiana Tech	L, 5-8
M 29 at Louisiana Tech	W, 6-3
M 29 at Louisiana Tech	L, 0-1
A 7 at Abilene Christian	W, 14-1
A 8 at Abilene Christian	W, 5-4
A 8 at Abilene Christian	W, 6-5
A 11 McNeese State	W, 8-0
A 11 McNeese State	W, 1-0
A 15 at Louisiana College	W, 10-3
A 15 at Louisiana College	W, 2-1
A 17 Louisiana-Monroe	W, 4-0
A 19 Southeastern La.	W, 8-4
A 19 Southeastern La.	L, 3-4



2011 Ragin' Cajuns Baseball Record Book

A 21	Arkansas State	W, 2-0
A 22	Arkansas State	W, 9-2
A 22	Arkansas State	W, 5-1
A 26	at Northwestern State	W, 7-3
A 26	at Northwestern State	W, 4-3
A 28	at Lamar	W, 5-0
A 29	at Lamar	W, 3-2
A 29	at Lamar	W, 2-1

1973 // 14-19, 8-4 (1st)

Southland Conference Champions

H: 10-7 • A: 4-12 • N: 0-0
Coach: Don Lockwood

F 25	at Southern	L, 2-9
F 25	at Southern	L, 3-4
F 28	at Nicholls State	W, 2-1
F 28	at Nicholls State	L, 0-4
M 3	Southern	W, 7-6
M 3	Southern	L, 1-10
M 9	at Texas	L, 1-4
M 9	at Texas	L, 1-12
M 10	at Texas	L, 3-4
M 10	at Texas	L, 0-9
M 16	at Texas-Arlington	L, 2-3
M 17	at Texas-Arlington	L, 2-13
M 17	at Texas-Arlington	W, 4-0
M 20	Northwestern State	W, 2-1
M 20	Northwestern State	L, 3-6
M 27	at Northwestern State	W, 2-1
M 27	at Northwestern State	L, 2-3
M 30	Louisiana Tech	W, 7-6
M 30	Louisiana Tech	L, 7-9
M 31	Louisiana Tech	W, 7-4
A 6	Abilene Christian	W, 2-1
A 7	Abilene Christian	W, 5-0
A 7	Abilene Christian	W, 6-5
A 10	Nicholls State	L, 2-8
A 10	Nicholls State	L, 6-7
A 13	at Louisiana-Monroe	L, 4-8
A 14	at Louisiana-Monroe	W, 12-7
A 14	at Louisiana-Monroe	W, 3-0
A 24	New Orleans	W, 2-1
A 24	New Orleans	L, 5-6
A 27	Lamar	W, 9-8
A 28	Lamar	L, 1-5

1974 // 22-28, 5-10 (5th)

H: 13-11 • A: 9-17 • N: 0-0
Coach: Don Lockwood

F 25	at Rice	L, 1-3
F 25	at Rice	L, 7-8
F 26	at Houston	W, 13-2
F 26	at Houston	L, 8-14
F 27	at Rice	L, 4-8
M 2	Southern	W, 3-2
M 2	Southern	L, 6-10
M 4	at Texas A&M	L, 1-3
M 4	at Texas A&M	L, 2-6
M 5	at Texas A&M	W, 2-0
M 5	at Texas A&M	W, 7-6
M 10	at Nicholls State	W, 3-0
M 10	at Nicholls State	L, 2-4
M 12	Oklahoma State	W, 4-3
M 12	Oklahoma State	L, 0-4
M 16	at Southeastern La.	W, 22-0
M 16	at Southeastern La.	L, 3-4
M 18	Southeastern La.	W, 6-5
M 18	Southeastern La.	L, 2-8
M 19	Louisiana College	L, 4-7
M 19	Louisiana College	W, 8-3
M 22	Texas-Arlington	L, 2-4
M 22	Texas-Arlington	L, 11-12
M 23	Texas-Arlington	W, 9-3
M 29	at Lamar	W, 4-2
M 29	at Lamar	L, 2-6
M 30	at Lamar	L, 1-2
A 2	at Louisiana College	L, 4-7
A 2	at Louisiana College	W, 8-3
A 5	Arkansas State	W, 2-1
A 5	Arkansas State	W, 4-2
A 6	Arkansas State	L, 2-6
A 8	Louisiana-Monroe	W, 3-2
A 8	Louisiana-Monroe	W, 4-1
A 9	Louisiana-Monroe	L, 3-7
A 11	at Texas	L, 3-9
A 11	at Texas	L, 8-24
A 12	at Texas	L, 1-5
A 12	at Texas	L, 3-4
A 16	New Orleans	L, 3-7
A 16	New Orleans	W, 2-1
A 19	McNeese State	L, 3-4
A 19	McNeese State	W, 3-1
A 20	McNeese State	L, 2-4
A 22	at New Orleans	W, 9-0
A 23	Nicholls State	W, 7-5
A 23	Nicholls State	W, 3-1
A 26	at Louisiana Tech	L, 0-6
A 26	at Louisiana Tech	L, 1-2
A 27	at Louisiana Tech	L, 0-8

1975 // 22-22, 9-6 (3rd)

H: 9-8 • A: 12-12 • N: 1-2
Coach: Don Lockwood

F 24	at Rice	L, 6-16
F 24	at Rice	W, 3-1
F 25	at Houston	L, 1-9
F 25	at Houston	L, 1-12
M 1	at Nicholls State	W, 13-6
M 1	at Nicholls State	W, 12-4
M 2	Southeastern La.	W, 8-6
M 2	Southeastern La.	L, 5-7
<i>South Alabama Classic (Mobile, Ala.)</i>		
M 7	vs. Lamar	W, 12-7
M 7	at South Alabama	L, 4-9
M 8	vs. Lamar	L, 0-6
M 8	at South Alabama	L, 3-9
M 9	vs. Lamar	L, 0-1
M 9	at South Alabama	L, 7-8
M 14	Middle Tennessee	L, 2-9
M 15	Middle Tennessee	W, 8-7
M 15	Middle Tennessee	L, 0-7
M 21	at Texas-Arlington	L, 1-8
M 22	at Texas-Arlington	W, 7-2
M 22	at Texas-Arlington	W, 6-4
M 25	at Southeastern La.	W, 8-1
M 25	at Southeastern La.	W, 3-2
M 28	Xavier (Ohio)	L, 8-16
M 29	Xavier (Ohio)	W, 3-1
M 29	Xavier (Ohio)	W, 4-3
M 30	Xavier (Ohio)	W, 14-0
A 2	Wisconsin	L, 3-8
A 4	Lamar	W, 1-0
A 4	Lamar	L, 2-4
A 5	Lamar	W, 14-1
A 7	at Texas	L, 0-10
A 8	at Texas	L, 2-6
A 8	at Texas	L, 0-3
A 11	at Arkansas State	L, 3-4
A 12	at Arkansas State	W, 11-7
A 12	at Arkansas State	L, 3-5
A 15	at Southern	W, 10-9
A 18	at McNeese State	W, 12-10
A 18	at McNeese State	W, 12-10
A 19	at McNeese State	W, 6-4
A 22	Nicholls State	W, 4-2
A 25	Louisiana Tech	W, 10-3
A 25	Louisiana Tech	L, 2-4
A 26	Louisiana Tech	L, 8-17
A 28	Lamar	W, 3-0

1976 // 22-24, 6-9 (t-5th)

H: 17-7 • A: 5-16 • N: 0-1
Coach: Don Lockwood

F 22	Nicholls State	W, 9-2
F 22	Nicholls State	W, 5-2
F 28	at Florida State	L, 2-3
F 29	at Florida State	L, 10-13
M 1	at Stetson	L, 4-9
M 2	at Jacksonville	L, 0-8
M 3	at South Alabama	L, 2-11
M 3	at South Alabama	L, 0-2
M 9	at Nicholls State	L, 1-2
M 9	at Nicholls State	W, 12-4
M 13	at Louisiana College	W, 7-2
M 13	at Louisiana College	L, 5-6
M 16	at Southeastern La.	L, 2-6
M 16	at Southeastern La.	L, 3-4
M 19	Bellarmine	W, 5-1
M 19	Bellarmine	W, 6-4
M 20	vs. Eastern Illinois	L, 7-11
M 20	at New Orleans	L, 0-10
M 21	at Tulane	L, 4-5
M 21	at Tulane	W, 2-0
M 26	at Lamar	L, 0-5
M 27	at Lamar	L, 2-5
M 27	at Lamar	L, 10-11
M 29	Western Michigan	W, 5-4
M 30	Western Michigan	W, 8-5
M 30	Western Michigan	W, 10-6
A 2	at Louisiana Tech	L, 3-4
A 2	at Louisiana Tech	W, 5-2
A 3	at Louisiana Tech	W, 6-3
A 6	Southeastern La.	W, 10-5
A 6	Southeastern La.	L, 0-6
A 9	Arkansas State	W, 5-2
A 9	Arkansas State	L, 4-5
A 10	Arkansas State	W, 3-2
A 15	Louisiana-Monroe	W, 12-6
A 15	Louisiana-Monroe	L, 5-8
A 16	Louisiana-Monroe	W, 6-5
A 16	Louisiana-Monroe	W, 5-3
A 23	McNeese State	L, 4-6
A 23	McNeese State	L, 8-15
A 24	McNeese State	W, 12-4
A 27	Louisiana College	W, 10-3
A 27	Louisiana College	W, 15-4
A 30	Texas-Arlington	L, 3-4
A 30	Texas-Arlington	W, 6-4
M 1	Texas-Arlington	L, 2-4

1 - Played in New Orleans, La.

1977 // 24-20, 7-8 (3rd)

H: 14-13 • A: 10-7 • N: 0-0
Coach: Don Lockwood

F 27	Southern	W, 9-5
F 27	Southern	L, 0-4
M 2	at Southern	L, 0-10
M 2	at Southern	L, 1-4
M 8	Southeastern La.	W, 1-0
M 8	Southeastern La.	W, 3-2
M 9	at Northwestern State	W, 6-0
M 9	at Northwestern State	L, 2-6
M 12	Centenary	W, 2-1
M 12	Centenary	L, 3-4
M 13	Tulane	W, 7-6
M 13	Tulane	L, 4-5
M 16	at Southeastern La.	L, 7-13
M 16	at Southeastern La.	W, 14-1
M 19	Illinois	W, 7-3
M 19	Illinois	L, 0-3
M 20	Illinois	W, 13-11
M 20	Illinois	W, 5-4
M 22	at Louisiana College	W, 6-5
M 22	at Louisiana College	W, 5-0
M 25	Lamar	L, 2-6
M 25	Lamar	L, 1-4
M 26	Lamar	L, 4-8
A 1	Louisiana Tech	W, 7-6
A 1	Louisiana Tech	W, 11-10
A 2	Louisiana Tech	L, 9-13
A 4	Wisconsin	L, 3-4
A 5	Wisconsin	W, 1-0
A 5	Wisconsin	W, 4-3
A 8	South Alabama	L, 0-5
A 9	South Alabama	L, 2-8
A 15	at Arkansas State	L, 0-1
A 15	at Arkansas State	L, 3-7
A 16	at Arkansas State	W, 3-1
A 19	Northwestern State	W, 16-1
A 23	at McNeese State	W, 10-7
A 23	at McNeese State	L, 1-8
A 24	at McNeese State	W, 4-0
A 26	Louisiana College	W, 11-0
A 27	New Orleans	L, 3-9
A 27	New Orleans	L, 1-5
A 29	at Texas-Arlington	L, 6-8
A 29	at Texas-Arlington	W, 4-3
M 1	at Texas-Arlington	W, 3-0

1978 // 37-15, 13-7 (3rd)

H: 24-8 • A: 13-7 • N: 0-0
Coach: Don Lockwood

F 25	at New Orleans	W, 5-2
F 25	at New Orleans	L, 1-7
F 26	at Southern	W, 6-1
F 26	at Southern	W, 6-2
M 1	at Northwestern State	W, 7-0
M 1	at Northwestern State	W, 5-1
M 4	New Orleans	L, 1-7
M 4	New Orleans	L, 2-7
M 8	Southern	L, 4-5
M 8	Southern	W, 8-7
M 12	Southeastern La.	W, 8-2
M 12	Southeastern La.	W, 8-0
M 15	at Nicholls State	W, 3-0
M 15	at Nicholls State	W, 7-3
M 18	Middle Tennessee	W, 5-0
M 18	Middle Tennessee	W, 8-3
M 19	Middle Tennessee	W, 8-5
M 19	Middle Tennessee	L, 4-5
M 22	Northern Illinois	W, 2-0
M 22	Northern Illinois	W, 6-2
M 23	Northern Illinois	W, 3-0
M 23	Northern Illinois	W, 3-0
M 27	New Orleans	W, 5-2
M 27	New Orleans	L, 5-6
A 1	Arkansas State	W, 3-0
A 1	Arkansas State	W, 21-1
A 2	Arkansas State	W, 3-1
A 2	Arkansas State	W, 5-0
A 4	Nicholls State	L, 2-3
A 4	Nicholls State	W, 11-0
A 5	Northwestern State	W, 13-3
A 5	Northwestern State	L, 4-9
A 8	at Lamar	L, 2-5
A 8	at Lamar	L, 0-2
A 9	at Lamar	L, 2-8
A 9	at Lamar	W, 3-1
A 15	at Louisiana Tech	L, 3-6
A 15	at Louisiana Tech	L, 2-7
A 16	at Louisiana Tech	W, 7-3
A 16	at Louisiana Tech	L, 2-3
A 17	at Louisiana-Monroe	W, 14-0
A 17	at Louisiana-Monroe	W, 8-1
A 22	McNeese State	W, 10-7
A 22	McNeese State	W, 7-2
A 23	McNeese State	W, 3-1
A 23	McNeese State	W, 8-4
A 26	at Tulane	W, 2-0
A 26	at Tulane	W, 7-3
A 29	Texas-Arlington	L, 3-5
A 29	Texas-Arlington	W, 11-7
A 30	Texas-Arlington	W, 2-0
A 30	Texas-Arlington	W, 11-0

1979 // 14-32, 8-12 (4th)

H: 4-19 • A: 10-13 • N: 0-0
Coach: Don Lockwood

F 17	Louisiana State	L, 2-4
F 19	at Louisiana State	L, 0-4
F 26	Tulane	L, 1-5
F 26	Tulane	W, 2-1
F 28	New Orleans	L, 4-6
F 28	New Orleans	L, 0-6
M 4	Nicholls State	L, 1-6
M 4	Nicholls State	L, 2-8
M 6	at Southeastern La.	W, 7-3
M 6	at Southeastern La.	L, 4-6
M 7	at Southern	L, 1-3
M 7	at Southern	W, 6-5
M 14	at Nicholls State	W, 1-0
M 14	at Nicholls State	L, 3-5
M 17	Louisville	W, 4-3
M 18	Wisconsin	L, 1-8
M 18	Wisconsin	L, 2-5
M 19	Wisconsin	L, 7-9
M 25	at Arkansas State	L, 8-10
M 25	at Arkansas State	W, 10-5
M 26	at Arkansas State	W, 4-1
M 26	at Arkansas State	W, 10-5
M 28	Northwestern State	L, 3-7
M 28	Northwestern State	L, 5-7
M 31	Lamar	W, 2-1
M 31	Lamar	L, 0-5
A 1	Lamar	W, 4-3
A 1	Lamar	L, 0-8
A 7	Louisiana Tech	L, 4-14
A 7	Louisiana Tech	L, 6-10
A 8	Louisiana Tech	L, 4-8
A 8	Louisiana Tech	L, 1-8
A 10	Southern	L, 0-13
A 10	Southern	L, 1-5
A 11	at Northwestern State	L, 1-2
A 11	at Northwestern State	W, 3-2
A 17	at New Orleans	L, 4-18
A 17	at New Orleans	L, 1-11
A 23	at McNeese State	L, 3-4
A 23	at McNeese State	L, 5-8
A 24	at McNeese State	L, 2-4
A 24	at McNeese State	L, 7-11
A 27	at Texas-Arlington	L, 3-5
A 27	at Texas-Arlington	W, 20-7
A 28	at Texas-Arlington	W, 5-0
A 28	at Texas-Arlington	W, 8-6

1980 // 19-29, 2, 1-13 (3rd, SZ)

H: 12-13-1 • A: 6-15-1 • N: 1-1
Coach: Don Lockwood

F 24	Southern	W, 1-0
F 24	Southern	W, 5-1
F 27	at Northwestern State	W, 6-1
F 27	at Northwestern State	W, 9-1
F 29	Tulane	L, 0-3
F 29	Tulane	W, 5-1
M 3	at New Orleans	L, 5-8
M 3	at New Orleans	L, 3-4
M 5	at Southern	L, 1-6
M 5	at Southern	T, 5-5
M 6	at Southeastern La.	L, 3-7
M 6	at Southeastern La.	W, 8-3
M 8	at Nicholls State	W, 5-4
M 8	at Nicholls State	W, 9-8
M 9	Southeastern La.	L, 1-3
M 9	Southeastern La.	W, 3-1
M 11	Canisius	L, 3-4
M 12	Canisius	W, 9-2
M 12	Canisius	W, 4-1
M 15	Middle Tennessee	W, 2-1
M 15	Middle Tennessee	L, 3-6
M 16	Middle Tennessee	L, 0-2
M 19	Army	W, 10-8
M 19	Army	W, 3-2
M 22	Lamar	L, 2-6
M 22	Lamar	L, 2-8
M 23	Lamar	W, 9-3
M 23	Lamar	T, 1-1
M 25	Air Force	W, 4-3

2011 Ragin' Cajuns Baseball Record Book

1981 // 40-23, 11-5 (2nd, SZ)

H: 26-13 • A: 14-10 • N: 0-0
Coach: Mel Didier

F 21	Southeastern La.	W, 3-2
F 21	Southeastern La.	L, 3-9
F 22	Northwestern State	W, 11-3
F 22	Northwestern State	W, 12-4
F 25	at Southern	W, 7-5
F 25	at Southern	L, 1-9
F 28	Tulane	W, 4-3
F 28	Tulane	L, 4-5
M 1	Central Missouri State	W, 5-2
M 1	Central Missouri State	W, 7-2
M 5	at New Orleans	L, 2-3
M 5	at New Orleans	L, 2-4
M 7	Missouri-St. Louis	W, 3-1
M 7	Missouri-St. Louis	L, 2-5
M 8	Missouri-St. Louis	L, 1-4
M 8	Missouri-St. Louis	W, 6-5
M 9	at Nicholls State	W, 10-7
M 9	at Nicholls State	W, 1-0
M 10	Indiana State	L, 12-14
M 11	Missouri-St. Louis	W, 6-4
M 11	Missouri-St. Louis	W, 10-6
M 12	Indiana State	W, 5-4
M 14	Wisconsin	W, 15-4
M 15	Wisconsin	W, 3-2
M 15	Wisconsin	W, 13-1
M 16	Western Illinois	W, 9-2
M 16	Western Illinois	L, 3-4
M 17	Western Illinois	W, 4-3
M 18	New Orleans	W, 5-4
M 18	New Orleans	W, 15-9
M 21	at McNeese State	W, 7-4
M 21	at McNeese State	W, 6-2
M 22	at McNeese State	W, 7-3
M 22	at McNeese State	W, 6-3
M 24	at Southern	L, 5-7
M 25	Southern	W, 16-2
M 28	Lamar	W, 3-1
M 28	Lamar	L, 3-7
M 30	Lamar	L, 1-7
M 30	Lamar	W, 12-7
A 1	Southern	W, 2-1
A 1	Southern	L, 6-8
A 4	at Southeastern La.	W, 9-8
A 4	at Southeastern La.	L, 4-5
A 6	Louisiana College	W, 8-0
A 9	at Northwestern State	W, 1-0
A 9	at Northwestern State	W, 9-1
A 11	McNeese State	L, 1-5
A 11	McNeese State	W, 1-0
A 12	McNeese State	W, 7-0
A 12	McNeese State	W, 6-2
A 16	at Southern Miss	L, 1-2
A 17	at Southern Miss	L, 4-11
A 17	at Southern Miss	L, 2-5
A 20	Louisiana College	L, 2-3
A 22	at Tulane	W, 5-4
A 22	at Tulane	W, 6-5
A 25	at Lamar	L, 0-2
A 25	at Lamar	W, 4-3
A 26	at Lamar	W, 4-3
A 26	at Lamar	L, 2-4
A 28	Nicholls State	L, 1-3
A 28	Nicholls State	L, 0-4

1982 // 33-25-1, 13-3 (1st, SZ)

H: 21-9 • A: 10-15-1 • N: 2-1
Coach: Mel Didier

F 20	Southeastern La.	W, 6-5
F 20	Southeastern La.	W, 7-0
F 22	at Rice	L, 12-13
F 23	at Houston	L, 4-5
F 23	at Houston	T, 2-2
F 24	at Sam Houston State	L, 6-7
M 1	at Southern	W, 4-3
M 3	at Northwestern State	W, 6-1
M 3	at Northwestern State	W, 3-2
M 4	Louisiana Tech	L, 8-9
M 9	at Tulane	W, 5-0
M 9	at Tulane	L, 1-4
M 10	St. Louis	W, 4-1
M 11	Southern	W, 11-2
M 12	New Orleans	W, 3-0
M 12	New Orleans	W, 5-3
M 14	at Louisiana-Monroe	W, 11-1
M 14	at Louisiana-Monroe	W, 13-0
M 15	Houston	L, 5-10
M 17	Southern Miss	W, 10-1
M 18	Southern Miss	W, 2-2
M 18	Southern Miss	W, 8-0
M 19	Illinois-Chicago	W, 2-0
M 19	Illinois-Chicago	W, 2-0
M 20	at Nicholls State	L, 0-3
M 20	at Nicholls State	L, 0-3
M 22	Illinois-Chicago	W, 6-0
M 22	Illinois-Chicago	W, 25-4
M 24	Southern	W, 8-3
M 28	Lamar	L, 4-5
M 28	Lamar	L, 1-5
M 29	Lamar	L, 2-4

M 29	Lamar	W, 2-1
A 3	at McNeese State	L, 2-5
A 3	at McNeese State	W, 4-3
A 4	at McNeese State	L, 2-3
A 4	at McNeese State	W, 11-7

Best in the West Classic (Fresno, Calif.)

A 7	vs. Long Beach State	W, 9-4
A 8	vs. UNLV	L, 4-16
A 8	at Fresno State	L, 5-9
A 9	vs. UNLV	W, 2-1
A 9	at Fresno State	L, 0-6
A 13	at Louisiana College	W, 7-5
A 14	Southern	W, 5-4
A 18	at New Orleans	L, 3-6
A 18	at New Orleans	L, 1-2
A 19	Northwestern State	L, 1-4
A 19	Northwestern State	L, 0-3
A 26	at Lamar	L, 6-17
A 26	at Lamar	L, 5-7
A 27	at Lamar	W, 5-3
A 27	at Lamar	L, 0-1
A 28	Nicholls State	W, 6-4
A 28	Nicholls State	L, 3-7
A 29	Louisiana College	W, 8-4
M 1	McNeese State	W, 5-1
M 1	McNeese State	W, 8-1
M 2	McNeese State	W, 11-4
M 2	McNeese State	L, 6-7

1983 // 29-21

H: 18-8 • A: 11-12 • N: 0-1
Coach: Brad Kelley

F 24	at Northwestern State	W, 8-1
F 24	at Northwestern State	L, 3-4
F 26	Tulane	L, 1-2
F 26	Tulane	W, 9-8
M 2	at Lamar	L, 4-6
M 6	Houston	L, 0-6
M 6	Houston	W, 5-0
M 9	at Southern	W, 10-7
M 11	William Carey	W, 12-4
M 11	William Carey	W, 5-2
M 14	at McNeese State	L, 3-4
M 15	vs. New Orleans ¹	L, 5-18
M 16	at Nicholls State	W, 6-5
M 16	at Nicholls State	W, 4-2
M 18	Lamar	W, 11-1
M 19	South Alabama	W, 6-1
M 20	South Alabama	W, 7-4
M 22	Cleveland State	W, 12-6
M 24	Middle Tennessee	W, 8-5
M 24	Middle Tennessee	W, 3-2
M 25	Cleveland State	W, 6-2
M 25	Middle Tennessee	L, 8-11
M 29	at Southern Miss	W, 4-1
M 29	at Southern Miss	W, 6-1
M 30	at Florida	L, 4-13
M 31	at Florida State	L, 3-4
A 1	at Spring Hill	W, 2-0
A 2	at South Alabama	L, 1-9
A 3	at South Alabama	L, 8-10
A 10	at New Orleans	W, 13-6
A 10	at New Orleans	L, 4-5
A 14	McNeese State	W, 3-1
A 14	McNeese State	W, 7-0
A 16	at New Orleans	W, 4-1
A 16	at New Orleans	L, 0-3
A 17	at McNeese State	W, 6-3
A 17	at McNeese State	W, 9-3
A 18	Southern	W, 4-3
A 20	New Orleans	W, 5-4
A 20	New Orleans	L, 1-4
A 21	Nicholls State	L, 0-5
A 21	Nicholls State	L, 1-4
A 26	at Southern	W, 7-1
A 27	at Houston	L, 0-1
A 28	Louisiana College	W, 8-2
A 28	Louisiana College	W, 11-1
M 4	New Orleans	W, 10-0
M 4	New Orleans	L, 6-8
M 6	Florida State	L, 0-3

1984 // 39-18

H: 20-5 • A: 17-10 • N: 2-3
Coach: Brad Kelley

F 22	at Northwestern State	W, 6-0
F 22	at Northwestern State	W, 1-0
F 23	Nicholls State	W, 9-0
F 24	at Louisiana State	W, 10-9
F 25	New Orleans	L, 3-6
F 25	New Orleans	L, 4-7
F 29	at Nicholls State	L, 8-12
M 3	Tulane	W, 2-1
M 3	Tulane	L, 3-6
M 4	at Texas	L, 4-8
M 6	at St. Mary's (Texas)	W, 5-4
M 6	at St. Mary's (Texas)	W, 6-2
M 7	at Texas Lutheran	W, 8-4
M 7	at Texas Lutheran	W, 8-1
M 9	at Texas A&M	W, 8-2
M 10	at Texas A&M	W, 4-1
M 10	at Texas A&M	W, 6-2

M 14	McNeese State	W, 2-1
M 14	McNeese State	W, 3-0
M 15	Sam Houston State	W, 4-0
M 15	Sam Houston State	W, 6-1
M 17	at Tulane	W, 11-2
M 17	at Tulane	L, 3-6
M 18	at New Orleans	L, 10-20
M 18	at New Orleans	W, 9-3

Best in the West Classic (Fresno, Calif.)

M 20	vs. BYU	L, 4-5
M 21	vs. Oregon State	W, 8-6
M 22	at Fresno State	L, 3-5
M 23	vs. Washington	L, 3-4
M 23	vs. UC Santa Barbara	L, 0-5
M 24	vs. Washington	W, 6-5
M 27	Grambling State	W, 4-0
M 27	Grambling State	W, 3-1
M 28	at McNeese State	L, 3-4
M 28	at McNeese State	L, 3-6
A 3	Northwestern State	W, 3-0
A 3	Northwestern State	W, 10-0
A 4	at McNeese State	W, 10-4
A 5	at Louisiana College	W, 12-2
A 9	Louisiana College	W, 2-1
A 10	New Orleans	L, 2-3
A 10	New Orleans	W, 4-2
A 11	at Nicholls State	W, 4-3
A 15	at New Orleans	L, 6-14
A 15	at New Orleans	L, 7-8
A 17	at Southern	W, 6-5
A 19	William Carey	W, 3-2
A 20	William Carey	W, 3-1
A 21	Southeastern La.	W, 5-0
A 21	Southeastern La.	W, 5-0
A 23	Southern	W, 5-0
A 26	McNeese State+	L, 0-9
A 28	Southern Miss	W, 6-3
A 28	Southern Miss	W, 6-0
A 29	Nicholls State	W, 13-6

+ - Forfeit (UL led 5-2 in 7th inning)

1985 // 35-23

H: 13-8 • A: 22-15 • N: 0-0
Coach: Gene Shell

F 16	at Texas State	L, 3-8
F 16	at Texas State	W, 9-4
F 18	at Texas-Pan American	L, 4-7
F 18	at Texas-Pan American	W, 7-6
F 19	at Texas-Pan American	L, 2-3
F 19	at Texas-Pan American	W, 2-1
F 20	at Houston	L, 1-2
F 22	Memphis	L, 6-14
F 22	Memphis	L, 5-6
F 23	Nicholls State	L, 6-7
F 28	at Southern	W, 8-4
F 28	at Southern	W, 18-0
M 3	Louisiana-Monroe	W, 4-3
M 6	at Louisiana State	L, 4-9
M 9	at South Alabama	L, 3-14
M 9	at South Alabama	W, 3-1
M 10	at South Alabama	L, 13-14
M 13	Louisiana Tech	W, 6-2
M 15	at Memphis	L, 4-6
M 16	at Memphis	W, 6-1
M 16	at Memphis	L, 4-5
M 20	at Southeastern La.	L, 0-1
M 22	at Nicholls State	W, 9-0
M 23	Southern	W, 8-3
M 23	Southern	L, 1-3
M 28	at Lamar	W, 1-0
M 30	Lamar	W, 10-3
A 1	at Tulane	W, 5-1
A 1	at Tulane	W, 6-1
A 4	Louisiana State	W, 6-5
A 5	at Grambling State	W, 7-3
A 5	at Louisiana Tech	W, 7-3
A 8	Jackson State	W, 10-8
A 8	Jackson State	W, 4-0
A 9	at Nicholls State	W, 5-4
A 12	William Carey	W, 4-1
A 12	William Carey	W, 11-2
A 13	New York Tech	W, 7-4
A 14	New York Tech	L, 1-12
A 17	at New Orleans	W, 9-8
A 18	at Tulane	L, 9-13
A 19	New Orleans	W, 13-2
A 20	at Louisiana-Monroe	W, 7-1
A 23	Grambling State	L, 4-5
A 23	Grambling State	W, 9-3
A 24	New Orleans	W, 7-5
A 24	New Orleans	L, 0-2
A 25	Southeastern La.	L, 5-9
A 28	at Southern Miss	W, 6-4
A 29	at William Carey	W, 6-2
A 29	at William Carey	W, 7-0
M 5	at New Orleans	L, 1-5
M 5	at New Orleans	L, 1-2
M 10	at Oklahoma City	W, 8-4
M 11	at Oklahoma City	W, 16-5
M 11	at Oklahoma City	W, 13-7
M 14	at Oral Roberts	L, 2-3
M 15	at Arkansas	L, 2-11

1986 // 33-26

H: 21-7 • A: 12-19 • N: 0-0
Coach: Gene Shell

F 7	at West Florida	L, 7-11
F 9	at Florida	L, 1-3
F 10	at Florida	L, 2-9
F 10	at Florida	L, 5-7
F 12	at UCF	W, 5-3
F 13	at UCF	W, 2-1
F 14	Stetson	W, 8-6
F 15	Stetson	L, 1-6
F 19	at Southeastern La.	L, 8-9
F 20	Grambling State	W, 2-1
F 20	Grambling State	W, 5-0

Louisiana Classics (Lafayette, La.)

F 21	Houston	L, 6-8
F 21	Texas-Pan American	L, 9-10
F 22	Tulane	L, 1-11
F 23	Texas-Pan American	W, 10-4
F 24	at Louisiana State	L, 0-4
F 26	Arkansas	W, 5-3
F 28	Southern	W, 12-10
M 1	at Texas A&M	L, 2-16
M 2	at Texas A&M	L, 2-3
M 2	at Texas A&M	L, 6-11
M 4	Louisiana Tech	L, 5-9
M 4	Louisiana Tech	L, 1-7
M 6	McNeese State	W, 4-3
M 8	at Grambling State	L, 4-9
M 8	at Grambling State	L, 7-9
M 9	at Southern	W, 9-4
M 9	at Southern	W, 6-5
M 13	Sam Houston State	W, 1-0
M 13	Kansas State	W, 3-2
M 14	at Texas	W, 7-5
M 15	at Texas	L, 2-3
M 16	at Texas	L, 8-21
M 19	Louisiana State	L, 4-5
M 21	at Northwestern State	W, 13-9
M 22	Northwestern State	W, 11-3
M 23	Southeastern La.	W, 3-0
M 26	at New Orleans	L, 3-4
M 29	New Orleans	W, 7-6
M 30	at UALR	W, 8-2
M 31	at UALR	W, 7-1
M 31	at UALR	W, 14-4
A 2	at McNeese State	L, 4-14
A 4	at Louisiana Tech	W, 14-6
A 5	at Louisiana Tech	L, 8-9
A 7	William Carey	W, 4-2
A 7	William Carey	W, 9-7
A 8	Nicholls State	W, 1-0
A 13	Southern	W, 5-3
A 13	Southern	W, 9-5
A 14	New Orleans	W, 2-1
A 15	at Louisiana State	L, 4-5
A 18	at New Orleans	L, 5-8
A 22	at Nicholls State	W, 9-3
A 23	at Houston	W, 7-0
A 24	Alcorn State	W, 7-1
A 27	at Southern	L, 4-6
A 28	Texas State	W, 1-0
A 28	Texas State	W, 1-0

1987 // 17-29

H: 7-10 • A: 10-19 • N: 0-0
Coaches: Gene Shell, Emrick Jagneaux

Under Gene Shell (9-19)

F 10	Southern	W, 9-3
F 11	Northwestern State	W, 8-7
F 11	Northwestern State	L, 5-6
F 12	Louisiana College	W, 5-2
F 13	Houston	W, 7-6
F 13	Houston	L, 2-7
F 14	Houston</	

2011 Ragin' Cajuns Baseball Record Book

A 7	Centenary	W, 10-1
A 8	Lamar	L, 3-7
A 10	at Texas-Pan American	L, 6-16
A 11	at Texas-Pan American	L, 5-11
A 11	at Texas-Pan American	L, 3-8
A 15	at Louisiana College	W, 12-2
A 19	Tulane	W, 3-2
A 20	at Northwestern State	W, 20-2
A 20	at Northwestern State	L, 5-6
A 21	at Southern	W, 15-7
A 23	William Carey	L, 4-11
A 24	at New Orleans	L, 1-11
A 25	at Tulane	L, 4-13
A 28	at Southeastern La.	W, 13-8
A 29	at Nicholls State	W, 4-3

1988 // 41-23, 6-8

NCAA Midwest Regional

ASC Tournament Champions

H: 33-9 • A: 5-12 • N: 3-2

Coach: Mike Boulanger

F 6	Samford	L, 1-3
F 6	Samford	W, 10-2
F 11	Nicholls State	W, 11-1
F 12	Huston-Tillotson	W, 14-0
F 13	Huston-Tillotson	W, 16-0
F 13	Huston-Tillotson	W, 15-0
F 14	Southern	W, 10-1
F 16	Northwestern State	W, 3-2
F 20	Houston	L, 4-6
F 21	Houston	L, 1-6
F 22	Nicholls State	W, 5-4

Louisiana Classics (Lafayette, La.)

F 26	Texas-Arlington	L, 1-4
F 27	Oral Roberts	W, 4-8
F 27	Oklahoma State	L, 1-6
F 28	Oral Roberts	W, 7-3
M 3	Ouachita Baptist	W, 11-3
M 4	Ouachita Baptist	W, 19-3
M 4	Ouachita Baptist	W, 12-3
M 5	Ouachita Baptist	W, 12-10
M 5	Arkansas Tech	W, 11-1
M 6	Arkansas Tech	W, 13-0
M 6	Arkansas Tech	W, 15-3
M 7	Southern Arkansas	W, 8-3
M 12	at Houston	L, 3-8
M 13	McNeese State	W, 13-8
M 15	Southeastern La.	W, 19-3
M 16	at McNeese State	L, 3-7
M 17	at Concordia Lutheran	W, 14-8
M 18	at Texas	L, 0-2
M 19	at Texas	L, 2-16
M 22	at McNeese State	L, 9-16
M 23	Miss. Valley State	W, 11-0
M 24	Miss. Valley State	W, 24-5
M 26	Centenary	W, 8-4
M 28	at Tulane	L, 4-10
M 28	at Tulane	L, 6-7
A 1	at Louisiana Tech	L, 2-3
A 1	at Louisiana Tech	L, 2-6
A 5	Grambling State	W, 3-0
A 5	Grambling State	W, 5-2
A 9	at Arkansas State	W, 9-0
A 9	at Arkansas State	W, 13-6
A 10	at Arkansas State	L, 16-17
A 12	McNeese State	W, 5-3
A 13	LeTourneau	W, 19-1
A 13	LeTourneau	W, 12-0
A 16	New Orleans	W, 12-2
A 16	New Orleans	L, 4-6
A 17	New Orleans	L, 3-5
A 19	Stephen F. Austin	W, 3-2
A 20	Stephen F. Austin	W, 5-2
A 20	Stephen F. Austin	W, 5-4
A 23	Lamar	W, 10-5
A 23	Lamar	L, 5-8
A 24	Lamar	W, 14-10
A 26	at Nicholls State	W, 4-3
A 30	at Texas-Pan American	L, 0-1
A 30	at Texas-Pan American	W, 3-2
M 1	at Texas-Pan American	L, 1-8

ASC Tournament (Edinburg, Texas)

M 12	vs. New Orleans	W, 5-1
M 13	vs. Louisiana Tech	W, 3-2
M 14	vs. Louisiana Tech	W, 8-0

NCAA Midwest Regional (Stillwater, Okla.)

M 26	vs. Wichita State	L, 2-6
M 27	vs. McNeese State	L, 6-11

1989 // 49-13, 11-4 (1st)

ASC Champions

H: 43-7 • A: 5-2 • N: 1-4

Coach: Mike Boulanger

F 10	Ouachita Baptist	W, 13-3
F 11	Ouachita Baptist	W, 12-4
F 11	Ouachita Baptist	W, 3-1
F 12	Ouachita Baptist	W, 12-1
F 13	TCU	L, 9-10
F 15	Texas Southern	W, 9-2
F 16	Texas Southern	W, 24-10
F 18	Tulane	L, 2-4
F 19	Tulane	W, 11-9
F 21	Texas College	W, 16-3
F 22	Texas College	W, 20-1
F 22	Texas College	W, 26-0
F 25	Arkansas Tech	W, 12-0
F 25	Arkansas Tech	W, 11-3
F 26	Arkansas Tech	W, 10-3
F 28	Miss. Valley State	W, 19-0
M 1	Miss. Valley State	W, 9-4

F 19	Tulane	W, 11-9
F 21	Texas College	W, 16-3
F 22	Texas College	W, 20-1
F 22	Texas College	W, 26-0
F 25	Arkansas Tech	W, 12-0
F 25	Arkansas Tech	W, 11-3
F 26	Arkansas Tech	W, 10-3
F 28	Miss. Valley State	W, 19-0
M 1	Miss. Valley State	W, 9-4

Louisiana Classics (Lafayette, La.)

M 3	Ohio State	W, 8-1
M 4	Houston	L, 0-2
M 4	USC	L, 1-5
M 7	McNeese State	W, 8-4
M 8	Louisiana College	W, 21-1
M 10	Harding	W, 21-1
M 11	Harding	W, 13-4
M 11	George Washington	W, 8-5
M 12	Harding	W, 10-2
M 13	Southern Arkansas	W, 13-3
M 13	Southern Arkansas	W, 6-5
M 14	Southern Arkansas	W, 8-1

Dixie College Classic (Shreveport, La.)

M 17	vs. Oklahoma State	L, 4-10
M 18	vs. Texas A&M	L, 3-14
M 19	vs. Arkansas	W, 8-4
M 24	William Carey	W, 19-3
M 25	William Carey	W, 9-4
M 28	Louisiana State	L, 1-4
M 31	Louisiana Tech	L, 4-10

A 1	Louisiana Tech	W, 3-1
A 1	Louisiana Tech	L, 3-6
A 4	Northwestern State	W, 6-4
A 8	Arkansas State	W, 10-0
A 8	Arkansas State	W, 7-6
A 9	Arkansas State	W, 13-1

A 11	Stephen F. Austin	W, 9-3
A 11	Stephen F. Austin	W, 6-2
A 12	Stephen F. Austin	W, 10-4
A 12	Stephen F. Austin	W, 6-2
A 15	at New Orleans	W, 4-1
A 15	at New Orleans	L, 3-4

A 16	at New Orleans	W, 15-9
A 19	at Louisiana State	W, 9-6
A 22	at Lamar	L, 1-4
A 22	at Lamar	W, 5-0
A 23	at Lamar	W, 11-7
A 25	Prairie View A&M	W, 15-5
A 25	Prairie View A&M	W, 8-0
A 26	Prairie View A&M	W, 11-4
A 26	Prairie View A&M	W, 11-3
A 28	Texas-Pan American	W, 4-1
A 29	Texas-Pan American	W, 7-3
A 29	Texas-Pan American	W, 12-1

M 11	vs. Lamar	L, 2-3
M 12	vs. Louisiana Tech	L, 1-6

M 17	vs. Oklahoma State	L, 4-10
M 18	vs. Texas A&M	L, 3-14
M 19	vs. Arkansas	W, 8-4
M 24	William Carey	W, 19-3
M 25	William Carey	W, 9-4
M 28	Louisiana State	L, 1-4
M 31	Louisiana Tech	L, 4-10

A 1	Louisiana Tech	W, 3-1
A 1	Louisiana Tech	L, 3-6
A 4	Northwestern State	W, 6-4
A 8	Arkansas State	W, 10-0
A 8	Arkansas State	W, 7-6
A 9	Arkansas State	W, 13-1
A 11	Stephen F. Austin	W, 9-3
A 11	Stephen F. Austin	W, 6-2
A 12	Stephen F. Austin	W, 10-4
A 12	Stephen F. Austin	W, 6-2
A 15	at New Orleans	W, 4-1
A 15	at New Orleans	L, 3-4
A 16	at New Orleans	W, 15-9
A 19	at Louisiana State	W, 9-6
A 22	at Lamar	L, 1-4
A 22	at Lamar	W, 5-0
A 23	at Lamar	W, 11-7
A 25	Prairie View A&M	W, 15-5
A 25	Prairie View A&M	W, 8-0
A 26	Prairie View A&M	W, 11-4
A 26	Prairie View A&M	W, 11-3
A 28	Texas-Pan American	W, 4-1
A 29	Texas-Pan American	W, 7-3
A 29	Texas-Pan American	W, 12-1

M 11	vs. Lamar	L, 2-3
M 12	vs. Louisiana Tech	L, 1-6

M 17	vs. Oklahoma State	L, 4-10
M 18	vs. Texas A&M	L, 3-14
M 19	vs. Arkansas	W, 8-4
M 24	William Carey	W, 19-3
M 25	William Carey	W, 9-4
M 28	Louisiana State	L, 1-4
M 31	Louisiana Tech	L, 4-10

A 1	Louisiana Tech	W, 3-1
A 1	Louisiana Tech	L, 3-6
A 4	Northwestern State	W, 6-4
A 8	Arkansas State	W, 10-0
A 8	Arkansas State	W, 7-6
A 9	Arkansas State	W, 13-1
A 11	Stephen F. Austin	W, 9-3
A 11	Stephen F. Austin	W, 6-2
A 12	Stephen F. Austin	W, 10-4
A 12	Stephen F. Austin	W, 6-2
A 15	at New Orleans	W, 4-1
A 15	at New Orleans	L, 3-4
A 16	at New Orleans	W, 15-9
A 19	at Louisiana State	W, 9-6
A 22	at Lamar	L, 1-4
A 22	at Lamar	W, 5-0
A 23	at Lamar	W, 11-7
A 25	Prairie View A&M	W, 15-5
A 25	Prairie View A&M	W, 8-0
A 26	Prairie View A&M	W, 11-4
A 26	Prairie View A&M	W, 11-3
A 28	Texas-Pan American	W, 4-1
A 29	Texas-Pan American	W, 7-3
A 29	Texas-Pan American	W, 12-1

M 11	vs. Lamar	L, 2-3
M 12	vs. Louisiana Tech	L, 1-6

M 17	vs. Oklahoma State	L, 4-10
M 18	vs. Texas A&M	L, 3-14
M 19	vs. Arkansas	W, 8-4
M 24	William Carey	W, 19-3
M 25	William Carey	W, 9-4
M 28	Louisiana State	L, 1-4
M 31	Louisiana Tech	L, 4-10

A 1	Louisiana Tech	W, 3-1
A 1	Louisiana Tech	L, 3-6
A 4	Northwestern State	W, 6-4
A 8	Arkansas State	W, 10-0
A 8	Arkansas State	W, 7-6
A 9	Arkansas State	W, 13-1
A 11	Stephen F. Austin	W, 9-3
A 11	Stephen F. Austin	W, 6-2
A 12	Stephen F. Austin	W, 10-4
A 12	Stephen F. Austin	W, 6-2
A 15	at New Orleans	W, 4-1
A 15	at New Orleans	L, 3-4
A 16	at New Orleans	W, 15-9
A 19	at Louisiana State	W, 9-6
A 22	at Lamar	L, 1-4
A 22	at Lamar	W, 5-0
A 23	at Lamar	W, 11-7
A 25	Prairie View A&M	W, 15-5
A 25	Prairie View A&M	W, 8-0
A 26	Prairie View A&M	W, 11-4
A 26	Prairie View A&M	W, 11-3
A 28	Texas-Pan American	W, 4-1
A 29	Texas-Pan American	W, 7-3
A 29	Texas-Pan American	W, 12-1

M 11	vs. Lamar	L, 2-3
M 12	vs. Louisiana Tech	L, 1-6

M 17	vs. Oklahoma State	L, 4-10
M 18	vs. Texas A&M	L, 3-14
M 19	vs. Arkansas	W, 8-4
M 24	William Carey	W, 19-3
M 25	William Carey	W, 9-4
M 28	Louisiana State	L, 1-4
M 31	Louisiana Tech	L, 4-10

A 1	Louisiana Tech	W, 3-1
A 1	Louisiana Tech	L, 3-6
A 4	Northwestern State	W, 6-4
A 8	Arkansas State	W, 10-0
A 8	Arkansas State	W, 7-6
A 9	Arkansas State	W, 13-1
A 11	Stephen F. Austin	W, 9-3
A 11	Stephen F. Austin	W, 6-2
A 12	Stephen F. Austin	W, 10-4
A 12	Stephen F. Austin	W, 6-2
A 15	at New Orleans	W, 4-1
A 15	at New Orleans	L, 3-4
A 16	at New Orleans	W, 15-9
A 19	at Louisiana State	W, 9-6
A 22	at Lamar	L, 1-4
A 22	at Lamar	W, 5-0
A 23	at Lamar	W, 11-7
A 25	Prairie View A&M	W, 15-5
A 25	Prairie View A&M	W, 8-0
A 26	Prairie View A&M	W, 11-4
A 26	Prairie View A&M	W, 11-3
A 28	Texas-Pan American	W, 4-1
A 29	Texas-Pan American	W, 7-3
A 29	Texas-Pan American	W, 12-1

M 11	vs. Lamar	L, 2-3
M 12	vs. Louisiana Tech	L, 1-6

M 17	vs. Oklahoma State	L, 4-10
M 18	vs. Texas A&M	L, 3-14
M 19	vs. Arkansas	W, 8-4
M 24	William Carey	W, 19-3
M 25	William Carey	W, 9-4
M 28	Louisiana State	L, 1-4
M 31	Louisiana Tech	L, 4-10

A 1	Louisiana Tech	W, 3-1
A 1	Louisiana Tech	L, 3-6
A 4	Northwestern State	W, 6-4
A 8	Arkansas State	W, 10-0
A 8	Arkansas State	W, 7-6
A 9	Arkansas State	W, 13-1
A 11	Stephen F. Austin	W, 9-3
A 11	Stephen F. Austin	W, 6-2
A 12	Stephen F. Austin	W, 10-4
A 12	Stephen F. Austin	W, 6-2
A 15	at New Orleans	W, 4-1
A 15	at New Orleans	L, 3-4
A 16	at New Orleans	W, 15-9
A 19	at Louisiana State	W, 9-6
A 22	at Lamar	L, 1-4
A 22	at Lamar	W, 5-0
A 23	at Lamar	W, 11-7
A 25	Prairie View A&M	W, 15-5
A 25	Prairie View A&M	W, 8-0
A 26	Prairie View A&M	W, 11-4
A 26	Prairie View A&M	W, 11-3
A 28	Texas-Pan American	W, 4-1
A 29	Texas-Pan American	W, 7-3
A 29	Texas-Pan American	W, 12-1

M 11	vs. Lamar	L, 2-3
M 12	vs. Louisiana Tech	L, 1-6

M 17	vs. Oklahoma State	L, 4-10
M 18	vs. Texas A&M	L, 3-14
M 19	vs. Arkansas	W, 8-4
M 24	William Carey	W, 19-3
M 25	William Carey	W, 9-4
M 28	Louisiana State	L,

2011 Ragin' Cajuns Baseball Record Book

all-time results

M 20	Texas-Pan American	W, 8-7
M 20	Texas-Pan American	L, 1-4
M 21	Texas-Pan American	W, 9-7
M 25	Northwestern State	L, 6-7
M 27	at Arkansas State	W, 12-6
M 28	at Arkansas State	W, 6-3
M 30	at Nicholls State	W, 6-2
M 31	at Nicholls State	L, 6-8
A 2	Lamar	W, 8-6
A 3	Lamar	W, 5-4
A 9	at New Orleans	L, 2-3
A 9	at New Orleans	L, 8-12
A 10	at New Orleans	W, 14-10
A 16	Louisiana Tech	W, 4-3
A 17	Louisiana Tech	L, 1-7
A 20	at McNeese State	L, 2-3
A 21	Stephen F. Austin	W, 8-1
A 23	at Lamar	L, 0-1
A 24	at Lamar	L, 1-5
A 25	at Lamar	L, 0-4
A 27	Tulane	W, 11-5
A 28	at Louisiana State	W, 10-9
M 1	Louisiana College	W, 9-2
M 8	New Orleans	W, 8-7
M 8	New Orleans	W, 5-2
M 9	New Orleans	L, 5-6
M 13	at Tulane	L, 2-6
M 14	at South Alabama	L, 4-5
M 15	at South Alabama	L, 1-6
M 16	at South Alabama	L, 10-13

SBC Tournament (Mobile, Ala.)

M 19	at South Alabama	L, 3-9
M 20	vs. Louisiana Tech	L, 10-11

1994 // 42-15, 16-8 (1st, West)
SBC Western Division Co-Champions
 H: 34-5 • A: 8-8 • N: 0-2
 Coach: Mike Boulanger

F 18	Texas A&M-Kingsville	W, 11-0
F 19	Texas A&M-Kingsville	W, 4-2
F 19	Texas A&M-Kingsville	W, 8-4
F 20	Texas A&M-Kingsville	W, 8-7
F 23	Loyola-New Orleans	W, 14-2
F 23	Loyola-New Orleans	W, 16-1
F 24	Tulane	W, 19-6
F 26	Missouri	W, 9-1
F 27	Missouri	W, 5-2

Louisiana Classics (Lafayette, La.)

M 4	Kent State	W, 12-5
M 5	Oklahoma State	W, 9-7
M 5	Kent State	W, 3-2
M 6	Oklahoma State	W, 9-5
M 8	at Northwestern State	L, 5-10
M 12	at Lamar	L, 0-4
M 12	at Lamar	L, 0-11
M 13	at Lamar	L, 4-5
M 14	Missouri State	W, 5-4
M 15	at McNeese State	L, 4-14
M 16	Louisiana-Monroe	W, 12-5
M 19	Texas-Pan American	W, 8-6
M 19	Texas-Pan American	W, 3-2
M 20	Texas-Pan American	W, 4-2
M 21	Southern Arkansas	W, 10-8
M 22	Southern Arkansas	W, 8-4
M 23	Stephen F. Austin	W, 2-1
M 23	Stephen F. Austin	W, 4-1
M 25	at Louisiana Tech	W, 7-3
M 26	at Louisiana Tech	W, 9-2
M 26	at Louisiana Tech	W, 8-3
M 29	Ouachita Baptist	W, 7-1
M 30	Ouachita Baptist	W, 9-0
M 30	Ouachita Baptist	W, 10-0
M 31	William Carey	W, 14-3
A 2	New Orleans	W, 3-1
A 2	New Orleans	W, 8-3
A 3	New Orleans	L, 2-5
A 6	Louisiana State	W, 11-4
A 13	Delta State	L, 1-4
A 13	Delta State	W, 2-0
A 16	Lamar	W, 15-5
A 16	Lamar	L, 1-5
A 17	Lamar	W, 5-3
A 20	at Tulane	L, 1-4
A 22	at Texas-Pan American	W, 12-4
A 22	at Texas-Pan American	W, 11-3
A 23	at Texas-Pan American	L, 3-4
A 26	Northwestern State	L, 5-8
A 27	at Louisiana State	W, 9-8
A 30	at New Orleans	W, 14-8
A 30	at New Orleans	W, 7-4
M 1	at New Orleans	L, 4-5
M 6	Louisiana Tech	W, 5-4
M 7	Louisiana Tech	L, 2-7
M 7	Louisiana Tech	W, 2-1

SBC Tournament (Mobile, Ala.)

M 18	vs. Jacksonville	L, 6-22
M 19	vs. Lamar	L, 3-10

1995 // 21-24, 12-15 (6th)
 H: 11-12 • A: 10-12 • N: 0-0
 Coach: Tony Robichaux

F 10	at Texas	L, 2-13
F 11	at Texas	L, 4-10
F 19	at Louisiana-Monroe	W, 2-1
F 21	at Nicholls State	W, 7-0
M 3	Maine	W, 11-2
M 4	Maine	W, 3-2
M 5	Maine	W, 6-2
M 11	at UALR	L, 0-5
M 11	at UALR	W, 10-8
M 12	at UALR	W, 5-4
M 15	Tulane	W, 7-5
M 18	at Lamar	L, 1-13
M 18	at Lamar	W, 5-4
M 19	at Lamar	L, 6-7
M 21	at McNeese State	L, 6-9
M 25	New Orleans	L, 9-10
M 25	New Orleans	L, 1-10
M 26	New Orleans	W, 6-1
M 27	Henderson State	W, 5-1
M 28	Henderson State	W, 13-12
A 1	Western Kentucky	W, 19-2
A 1	Western Kentucky	W, 11-3
A 2	Western Kentucky	L, 5-7
A 5	Louisiana State	L, 3-9
A 7	at Louisiana Tech	L, 4-8
A 8	at Louisiana Tech	W, 5-4
A 8	at Louisiana Tech	L, 2-5
A 11	Nicholls State	L, 7-9
A 12	Nicholls State	L, 12-14
A 14	Jacksonville	L, 1-12
A 15	Jacksonville	W, 4-2
A 16	Jacksonville	L, 3-4
A 18	at Northwestern State	L, 1-9
A 19	Northwestern State	W, 9-6
A 22	at Arkansas State	L, 3-14
A 22	at Arkansas State	W, 9-1
A 23	at Arkansas State	L, 0-14
A 26	at Louisiana State	L, 2-12
A 29	at Texas-Pan American	W, 16-2
A 29	at Texas-Pan American	W, 8-2
A 30	at Texas-Pan American	W, 8-3
M 3	McNeese State	L, 4-10
M 5	South Alabama	L, 4-5
M 6	South Alabama	L, 4-8
M 7	South Alabama	L, 4-6

1996 // 25-33, 15-12 (3rd)
 H: 16-13 • A: 7-15 • N: 0-5
 Coach: Tony Robichaux

F 9	Loyola-New Orleans	W, 11-1
F 10	Prairie View A&M	W, 24-0
F 10	Prairie View A&M	W, 26-3
F 11	Prairie View A&M	W, 17-2
F 11	Prairie View A&M	W, 15-1
F 17	at UCF	W, 8-7
F 18	at UCF	L, 11-12
F 18	at UCF	L, 7-9
F 20	at Bethune-Cookman	W, 14-10
F 27	at Nicholls State	L, 4-8

Rice Invitational (Houston, Texas)

M 1	at Rice	L, 5-7
M 2	vs. Lamar	L, 4-9
M 3	vs. Oklahoma State	L, 4-7
M 6	Louisiana-Monroe	L, 4-12
M 7	vs. Oklahoma State	L, 11-21
M 8	at South Alabama	L, 3-4
M 9	at South Alabama	L, 2-3
M 10	at South Alabama	L, 4-5
M 13	at Tulane	W, 7-6
M 16	Arkansas-Little Rock	W, 8-7
M 16	Arkansas-Little Rock	L, 3-5
M 17	Arkansas-Little Rock	W, 6-4
M 19	Houston	L, 3-5
M 21	at Centenary	L, 1-8
M 23	at Western Kentucky	W, 7-2
M 24	at Western Kentucky	L, 1-7
M 24	at Western Kentucky	W, 2-0
M 27	Delta State	W, 7-2
M 28	Delta State	L, 4-8
M 30	Lamar	W, 5-4
M 30	Lamar	W, 5-4
M 31	Lamar	L, 2-16
A 2	McNeese State	L, 5-9
A 3	Tulane	L, 2-14
A 6	at New Orleans	L, 4-5
A 6	at New Orleans	L, 3-5
A 7	at New Orleans	W, 6-2
A 9	at McNeese State	L, 7-8
A 10	Centenary	L, 6-13
A 12	Texas-Pan American	W, 8-7
A 13	Texas-Pan American	L, 2-9
A 13	Texas-Pan American	W, 4-0
A 16	Northwestern State	W, 6-2
A 19	at Jacksonville	W, 3-1
A 20	at Jacksonville	W, 11-8
A 21	at Jacksonville	L, 9-11
A 24	at Houston	L, 2-3
A 25	Nicholls State	L, 11-15
A 27	Arkansas State	W, 4-2

A 27	Arkansas State	L, 1-6
A 28	Arkansas State	W, 11-1
A 30	at Northwestern State	L, 8-9
M 1	at Louisiana-Monroe	L, 5-10
M 4	Louisiana Tech	W, 8-4
M 4	Louisiana Tech	L, 5-8
M 5	Louisiana Tech	W, 11-0

SBC Tournament (Mobile, Ala.)

M 15	vs. Arkansas State	L, 10-13
M 16	at South Alabama	L, 3-13

1 - Played at Houston, Texas
 2 - Played at Abbeville, La.

1997 // 43-18, 22-5 (1st, SBC)
NCAA Midwest Regional
Sun Belt Conference Champions
 H: 20-5 • A: 17-9 • N: 6-4
 Coach: Tony Robichaux

F 11	at UCF	L, 0-7
F 12	at Florida	L, 5-6
F 19	Oral Roberts	W, 22-3
F 20	Oral Roberts	W, 12-5

Lake Area Classic (Lake Charles, La.)

F 21	vs. Missouri State	W, 12-1
F 22	vs. Indiana State	W, 8-6
F 23	at McNeese State	W, 4-2
M 1	Tampa	W, 19-4
M 2	Tampa	L, 5-12
M 4	Loyola-New Orleans	W, 11-1
M 4	Loyola-New Orleans	W, 8-0
M 8	at Lamar	L, 3-9
M 8	at Lamar	W, 1-0
M 9	at Lamar	L, 1-14
M 11	at Nicholls State	L, 5-7
M 14	Jacksonville	W, 8-4
M 15	Jacksonville	W, 3-1
M 16	Jacksonville	W, 7-6
M 19	Tulane	L, 3-13
M 20	at Northwestern State	W, 3-0
M 22	at UALR	W, 9-6
M 22	at UALR	W, 4-3
M 22	at UALR	W, 14-0
M 24	at Mississippi	W, 12-11
M 28	New Orleans	W, 6-5
M 29	New Orleans	W, 11-5
M 30	New Orleans	W, 6-3
A 1	at Tulane	W, 5-2
A 2	at Tulane	L, 2-13
A 5	South Alabama	L, 6-8
A 6	South Alabama	W, 11-10
A 6	South Alabama	W, 7-3
A 8	Northwestern State	L, 4-21
A 9	at McNeese State	W, 9-4
A 12	Western Kentucky	W, 19-8
A 12	Western Kentucky	W, 6-5
A 13	Western Kentucky	W, 9-3
A 15	at Louisiana State	W, 10-8
A 16	Delta State	W, 10-9
A 16	Delta State	W, 8-4
A 17	Louisiana-Monroe	W, 8-7
A 19	at Arkansas State	W, 6-2
A 19	at Arkansas State	W, 4-3
A 20	at Arkansas State	L, 1-4
A 22	Nicholls State	W, 11-1
A 26	at Texas-Pan American	W, 2-1
A 26	at Texas-Pan American	W, 3-2
A 27	at Texas-Pan American	L, 4-14
A 29	Northwestern State	L, 5-8
M 3	at Louisiana Tech	W, 23-10
M 3	at Louisiana Tech	W, 9-4
M 4	at Louisiana Tech	W, 9-8
M 5	at Louisiana-Monroe	L, 6-11

SBC Tournament (Lafayette, La.)

M 14	vs. Texas-Pan American	W, 12-2
M 15	vs. Louisiana Tech	W, 8-6
M 16	vs. South Alabama	L, 0-5
M 16	vs. Arkansas State	W, 6-5
M 17	vs. South Alabama	W, 12-9
M 17	vs. South Alabama	L, 2-9

NCAA Mideast Regional (Starkville, Miss.)

M 22	vs. Washington	L, 4-5
M 23	vs. Georgia Tech	L, 0-8

1998 // 39-22, 18-7 (2nd)
NCAA South II Regional
SBC Tournament Champions
 H: 25-5 • A: 11-15 • N: 3-2
 Coach: Tony Robichaux

F 7	Sam Houston State	W, 8-3
F 7	Sam Houston State	W, 4-2
F 8	Sam Houston State	W, 3-2
F 13	at Louisiana State	L, 7-11
F 14	at Louisiana State	L, 0-15
F 17	Tulane	W, 3-2
F 19	at Louisiana State	W, 7-4
F 21	Texas-Arlington	W, 6-4
F 21	Texas-Arlington	W, 4-2
F 25	Louisiana-Monroe	W, 9-5
F 28	Grambling State	W, 14-7
M 1	Grambling State	W, 11-3
M 3	at Louisiana-Monroe	L, 4-6
M 4	at Northwestern State	W, 6-1

M 8	UALR	W, 4-2
M 8	UALR	W, 13-6
M 14	Lamar	W, 6-4
M 14	Lamar	W, 9-1
M 15	Lamar	W, 6-4
M 18	Louisiana College	W, 14-0
M 20	at New Orleans	W, 3-2
M 21	at New Orleans	L, 7-10
M 22	at New Orleans	L, 1-10
M 24	Troy	L, 4-6
M 25	Troy	W, 6-1
M 27	Louisiana Tech	W, 7-1
M 28	Louisiana Tech	W, 9-6
M 29	Louisiana Tech	W, 12-4
M 31	at Tulane	L, 5-6
A 1	Northwestern State	W, 3-1
A 3	Texas-Pan American	L, 5-6
A 4	Texas-Pan American	L, 4-6
A 4	Texas-Pan American	L, 7-8
A 7	at Nicholls State	L, 4-5
A 8	at Troy State	L, 2-4
A 10	at Jacksonville	W, 9-5
A 11	at Jacksonville	W, 4-1
A 12	at Jacksonville	W, 9-5
A 13	at Florida	L, 4-6
A 14	Nicholls State	W, 4-1
A 15	at McNeese State	L, 7-11
A 19	Arkansas State	W, 11-4
A 19	Arkansas State	W, 1-0
A 21	at Florida State	L, 4-14
A 22	at Florida State	L, 1-13
A 24	at South Alabama	L, 3-5
A 25	at South Alabama	L, 3-10
A 26	at South Alabama	W, 9-7
A 29	McNeese State	W, 9-0
A 29	McNeese State	W, 4-3
M 2	at Western Kentucky	W, 9-3
M 2	at Western Kentucky	W, 15-4
M 3	at Western Kentucky	W, 6-0
M 10	Northwestern State	L, 5-9

SBC Tournament (Mobile, Ala.)

M 13	vs. New Orleans	W, 8-6
M 14	vs. Lamar	W, 11-4
M 15	at South Alabama	W, 11-4
M 16	vs. New Orleans	L, 5-20
M 16	vs. New Orleans	W, 10-7

NCAA South II Regional (Baton Rouge, La.)

M 21	vs. Tulane	L, 5-11
M 22	vs. Louisiana State	L, 6-15

1999 // 42-24, 24-9 (2nd)
NCAA Houston Super Regional
NCAA Houston Regional Champions
 H: 25-3 • A: 11-14 • N: 6-7
 Coach: Tony Robichaux

F 6	Southeastern La.	W, 8-1
F 7	Southeastern La.	W, 9-7

Mardi Gras Baseball Classic (Lafayette, La.)

F 12	Arkansas	W, 6-2
F 13	Dallas Baptist	W, 5-3
F 14	Louisiana-Monroe	W, 4-3
F 17	Lamar	L, 4-7

Winn-Dixie Showdown (New Orleans, La.)

F 19	vs. New Orleans	W, 8-6
F 20	vs. Louisiana State	L, 6-13
F 21	vs. Tulane	L, 6-7
F 23	Nicholls State	W, 12-9
F 24	at McNeese State	L, 8-14

Century Tel Showcase (Monroe, La.)

F 26	vs. Iowa State	W, 10-8
F 27	vs. Iowa	L, 6-8
F 28	at Louisiana-Monroe	W, 8-1
M 3	Tulane	W, 6-1
M 6	Arkansas State	W, 7-2
M 6	Arkansas State	W, 9-3
M 7	Arkansas State	W, 10-3
M 9	Louisiana State	L, 8-12
M 13	at Florida International	L, 5-6
M 13	at Florida International	L, 4-7
M 14	at Florida International	W, 8-4
M 16	at Louisiana State	W, 11-3
M 20	at UALR	W, 11-7
M 20	at UALR	W, 6-3
M 21	at UALR	L, 2-5
M 24	at Northwestern State	L, 3-7
M 26	Western Kentucky	W, 5-4
M 27	Western Kentucky	W, 5-3
M 28	Western Kentucky	W, 4-3

2011 Ragin' Cajuns Baseball Record Book

A 23	at Western Kentucky	W, 8-4
A 24	at Western Kentucky	L, 8-9
A 25	at Western Kentucky	L, 5-8
A 30	Louisiana Tech	W, 3-2
M 1	Louisiana Tech	W, 12-4
M 2	Louisiana Tech	W, 12-0
M 8	at South Alabama	L, 6-7
M 9	at South Alabama	L, 4-6
M 9	at South Alabama	L, 6-7
M 11	at Tulane	L, 3-12
M 14	New Orleans	W, 16-14
M 15	New Orleans	W, 6-5
M 15	New Orleans	W, 8-3
SBC Tournament (Metairie, La.)		
M 18	vs. UALR	W, 10-0
M 19	vs. Western Kentucky	W, 9-2
M 20	vs. Florida International	L, 4-8
M 21	vs. Western Kentucky	L, 0-6
NCAA Regional at Houston (Texas)		
M 28	vs. Texas	W, 13-6
M 29	at Houston	W, 5-3
M 30	at Houston	W, 19-8
NCAA Super Regional at Houston (Texas)		
J 4	vs. Rice	W, 12-8
J 5	vs. Rice	L, 1-10
J 6	vs. Rice	L, 3-8

2000 // 49-20, 20-10 (2nd)

NCAA College World Series (3rd Place)		
NCAA Super Regional Champions		
NCAA Lafayette Regional Champions		
H: 30-3 • A: 14-13 • N: 5-4		
Coach: Tony Robichaux		
F 5	Sam Houston State	W, 7-1
F 6	Sam Houston State	W, 15-2
F 7	Sam Houston State	W, 9-4
F 11	at Southeastern La.	W, 8-2
F 12	at Southeastern La.	W, 8-4
F 13	at Southeastern La.	L, 5-7
F 18	Southern Miss	W, 4-1
F 19	Southern Miss	W, 5-3
F 20	Southern Miss	W, 8-0
F 25	Oklahoma	W, 8-3
F 26	Oklahoma	W, 4-1
F 27	Oklahoma	W, 3-2
F 29	at Louisiana-Monroe	W, 7-5
M 1	McNeese State	W, 9-2
M 3	Dallas Baptist	W, 5-2
M 4	Dallas Baptist	W, 6-3
M 10	at Louisiana Tech	W, 11-2
M 11	at Louisiana Tech	W, 13-8
M 12	at Louisiana Tech	W, 15-7
M 17	South Alabama	W, 5-3
M 18	South Alabama	W, 7-3
M 19	South Alabama	W, 8-2
M 24	at New Orleans	W, 3-2
M 25	at New Orleans	L, 3-4
M 26	at New Orleans	W, 6-2
M 29	at Tulane	W, 12-1
M 30	Louisiana-Monroe	W, 6-5
A 1	Arkansas State	W, 5-2
A 2	Arkansas State	W, 11-3
A 3	Arkansas State	W, 11-4
A 5	Tulane	W, 3-2
A 7	at Florida International	L, 0-6
A 8	at Florida International	L, 5-6
A 9	at Florida International	W, 11-2
A 11	at Louisiana State	L, 2-8
A 14	at UALR	L, 2-4
A 15	at UALR	L, 2-9
A 16	at UALR	L, 6-8
A 18	at Wichita State	L, 0-6
A 19	at Wichita State	L, 0-4
A 21	Western Kentucky	W, 5-4
A 22	Western Kentucky	W, 5-3
A 23	Western Kentucky	W, 5-2
A 25	at McNeese State	L, 5-6
A 26	Lamar	W, 6-0
A 28	Louisiana Tech	W, 7-6
A 29	Louisiana Tech	W, 9-5
A 30	Louisiana Tech	W, 12-3
M 5	at South Alabama	L, 4-6
M 6	at South Alabama	W, 12-8
M 7	at South Alabama	W, 12-7
M 12	New Orleans	L, 1-8
M 13	New Orleans	L, 5-8
M 14	New Orleans	L, 3-8
SBC Tournament (Mobile, Ala.)		
M 17	vs. Western Kentucky	L, 3-8
M 18	vs. Louisiana Tech	W, 13-2
M 19	vs. Western Kentucky	W, 7-3
M 19	vs. Florida International	W, 14-4
M 20	vs. Florida International	L, 2-9
NCAA Regional at Lafayette (La.)		
M 26	vs. McNeese State	W, 11-5
M 27	vs. East Carolina	W, 5-3
M 28	vs. East Carolina	W, 8-5
NCAA Super Regional at Columbia (S.C.)		
J 2	vs. South Carolina	L, 3-6
J 3	vs. South Carolina	W, 7-1
J 4	vs. South Carolina	W, 3-2

NCAA College World Series (Omaha, Neb.)		
J 9	vs. Stanford	L, 4-6
J 11	vs. San Jose State	W, 6-3
J 14	vs. Clemson	W, 4-3
J 15	vs. Stanford	L, 9-19
2001 // 28-28, 12-15 (t-7th)		
H: 22-10 • A: 6-17 • N: 0-1		
Coach: Tony Robichaux		
F 2	Texas-San Antonio	W, 7-6
F 3	Texas-San Antonio	W, 7-2
F 4	Texas-San Antonio	W, 11-5
F 10	Western Illinois	W, 11-2
F 10	Western Illinois	W, 6-2
F 11	Western Illinois	W, 9-2
F 12	Tulane	L, 3-8
F 17	at Southern Miss	L, 1-5
F 18	at Southern Miss	L, 4-6
F 19	at Southern Miss	L, 2-4
F 20	Southern	W, 9-3
F 21	at Lamar	L, 1-8
Mardi Gras Baseball Classic (Lafayette, La.)		
F 23	vs. Wichita State	W, 1-0
F 24	vs. Nebraska	L, 3-6
F 25	vs. Ohio State	L, 2-10
M 3	Siena	W, 16-0
M 4	Siena	W, 8-1
M 5	Siena	W, 3-0
M 6	McNeese State	W, 14-3
M 9	Houston Baptist	W, 17-1
M 10	Houston Baptist	W, 4-1
M 10	Houston Baptist	W, 12-2
M 16	at Western Kentucky	W, 5-3
M 17	at Western Kentucky	L, 0-5
M 18	at Western Kentucky	W, 7-5
M 21	Louisiana-Monroe	L, 4-10
M 23	Florida International	W, 7-6
M 24	Florida International	L, 1-8
M 25	Florida International	W, 8-4
M 27	at Tulane	L, 8-9
M 30	Middle Tennessee	L, 0-2
M 31	Middle Tennessee	W, 9-8
A 1	Middle Tennessee	L, 4-5
A 3	at Nicholls State	L, 2-3
A 6	at Arkansas State	W, 9-6
A 7	at Arkansas State	L, 3-9
A 8	at Arkansas State	L, 2-3
A 10	vs. Louisiana State ¹	L, 7-12
A 13	South Alabama	W, 9-1
A 14	South Alabama	W, 4-1
A 15	South Alabama	L, 3-12
A 20	at New Orleans	W, 9-4
A 21	at New Orleans	W, 7-4
A 22	at New Orleans	L, 2-3
A 25	Nicholls State	W, 5-1
A 27	at Louisiana Tech	L, 4-5
A 28	at Louisiana Tech	L, 5-6
A 29	at Louisiana Tech	L, 5-6
A 30	at Louisiana-Monroe	L, 3-4
M 4	UALR	L, 3-5
M 5	UALR	W, 6-0
M 6	UALR	L, 5-6
M 8	at McNeese State	L, 4-14
M 11	at New Mexico State	L, 4-9
M 12	at New Mexico State	W, 20-16
M 13	at New Mexico State	L, 11-13
¹ - Played at Zephyr Field (New Orleans, La.)		
2002 // 39-23, 17-7 (2nd)		
NCAA Regional at Baton Rouge		
H: 20-8 • A: 14-12 • N: 5-3		
Coach: Tony Robichaux		
Houston (Texas) Astros College Classic		
F 8	vs. Texas Tech	W, 4-3
F 9	vs. Texas A&M	L, 2-3
F 10	vs. Texas	W, 4-3
F 15	UCF	W, 6-4
F 16	UCF	W, 6-3
F 17	UCF	W, 4-3
F 20	Louisiana-Monroe	L, 6-10
Coca-Cola Classic (Houston, Texas)		
F 22	vs. Rice	L, 7-10
F 23	vs. Texas-Arlington	W, 6-5
F 24	vs. South Florida	W, 6-2
M 2	Texas-Pan American	W, 5-1
M 3	Texas-Pan American	W, 12-5
M 4	Texas-Pan American	W, 13-3
M 5	Southern	W, 10-1
M 8	Houston	L, 2-5
M 9	Houston	L, 3-7
M 10	Houston	L, 8-9
M 12	at Louisiana State	W, 2-1
M 15	at Wichita State	L, 1-6
M 16	at Wichita State	L, 1-3
M 17	at Wichita State	W, 9-7
M 19	Louisiana State	W, 7-0
M 22	New Orleans	W, 7-2
M 23	New Orleans	W, 6-5
M 24	New Orleans	L, 2-4
M 26	Tulane	W, 12-2
M 27	at Tulane	W, 5-4
M 29	at Florida International	W, 4-1
M 30	at Florida International	W, 9-4

M 31	at Florida International	L, 7-9
A 2	Lamar	L, 3-8
A 3	McNeese State	W, 12-9
A 9	at McNeese State	W, 6-3
A 10	at Louisiana-Monroe	L, 6-7
A 12	at UALR	W, 10-6
A 13	at UALR	L, 2-3
A 14	at UALR	W, 10-5
A 16	at Lamar	L, 8-10
A 19	New Mexico State	W, 6-3
A 20	New Mexico State	W, 2-1
A 21	New Mexico State	W, 7-6
A 23	at Southern	L, 4-9
A 26	at Middle Tennessee	W, 5-0
A 27	at Middle Tennessee	W, 15-6
A 28	at Middle Tennessee	W, 11-3
M 3	Western Kentucky	L, 4-5
M 4	Western Kentucky	W, 5-1
M 5	Western Kentucky	W, 4-3
M 7	Nicholls State	W, 4-3
M 10	at South Alabama	L, 1-5
M 11	at South Alabama	W, 15-8
M 12	at South Alabama	L, 3-4
M 18	Arkansas State	W, 8-6
M 19	Arkansas State	W, 4-3
M 20	Arkansas State	L, 6-9
SBC Tournament (Mobile, Ala.)		
M 22	vs. Arkansas State	L, 3-10
M 23	vs. Western Kentucky	L, 1-2
NCAA Regional at Baton Rouge (La.)		
M 31	vs. Tulane	W, 6-3
J 1	vs. Louisiana State	W, 5-0
J 2	vs. Louisiana State	L, 2-12
J 3	vs. Louisiana State	L, 2-12
2003 // 30-30, 15-9 (3rd)		
H: 18-15 • A: 12-12 • N: 0-3		
Coach: Tony Robichaux		
F 8	Texas State	W, 5-2
F 8	Texas State	W, 5-3
F 9	Texas State	L, 3-4
F 11	at Northwestern State	L, 2-11
Houston (Texas) Astros College Classic		
F 14	vs. Alabama	L, 3-9
F 15	vs. Texas A&M	L, 1-11
F 16	vs. Baylor	L, 4-12
F 18	Northwestern State	L, 0-3
F 19	Southeastern La.	W, 10-0
F 21	Troy	W, 7-6
F 22	Troy	L, 1-3
F 23	Troy	W, 2-1
F 28	at Houston	L, 2-3
M 1	at Houston	L, 0-8
M 2	at Houston	L, 1-5
M 5	at Tulane	L, 4-11
Mardi Gras Baseball Classic (Lafayette, La.)		
M 7	Ohio State	L, 3-7
M 8	Wichita State	L, 4-11
M 9	McNeese State	L, 3-4
M 11	at Nicholls State	L, 5-15
M 14	Illinois-Chicago	L, 4-11
M 15	Illinois-Chicago	L, 6-7
M 16	Illinois-Chicago	W, 7-1
M 18	at McNeese State	L, 7-8
M 21	at Western Kentucky	L, 3-4
M 22	at Western Kentucky	W, 1-0
M 23	at Western Kentucky	L, 3-7
M 26	Tulane	W, 9-8
M 28	Middle Tennessee	W, 4-3
M 29	Middle Tennessee	L, 5-9
M 30	Middle Tennessee	W, 5-3
A 1	at Lamar	W, 7-4
A 4	at New Mexico State	W, 10-4
A 5	at New Mexico State	L, 5-12
A 6	at New Mexico State	L, 7-8
A 11	UALR	W, 14-2
A 12	UALR	W, 5-2
A 13	UALR	L, 5-8
A 15	Lamar	W, 12-5
A 18	Florida International	L, 1-5
A 19	Florida International	W, 4-0
A 20	Florida International	W, 4-1
A 25	at New Orleans	W, 17-4
A 26	at New Orleans	W, 18-7
A 27	at New Orleans	W, 4-3
A 29	at Southeastern La.	W, 8-1
M 2	at Nebraska	W, 4-2
M 3	at Nebraska	L, 2-6
M 4	at Nebraska	W, 8-2
M 7	Nicholls State	W, 16-1
M 9	at Arkansas State	W, 4-3
M 10	at Arkansas State	W, 13-8
M 11	at Arkansas State	W, 3-2
M 16	South Alabama	L, 1-7
M 17	South Alabama	L, 6-7
M 18	South Alabama	W, 12-5
SBC Tournament (Lafayette, La.)		
M 21	vs. Middle Tennessee	L, 4-6
M 22	vs. New Mexico State	W, 9-4
M 23	vs. Arkansas-Little Rock	W, 6-1
M 24	vs. Middle Tennessee	L, 2-10

2004 // 34-23, 11-11 (4th)

H: 25-6 • A: 6-15 • N: 3-2		
Coach: Tony Robichaux		
F 18	Louisiana-Monroe	W, 4-1
F 20	at Texas State	L, 4-6
F 21	at Texas State	W, 6-3
F 22	at Texas State	L, 0-2
F 27	Stony Brook	W, 5-0
F 28	Stony Brook	W, 7-3
F 29	Stony Brook	W, 9-0
M 2	Siena	W, 19-6
M 3	Siena	W, 9-3
M 5	at Wichita State	L, 2-4
M 6	at Wichita State	L, 6-12
M 7	at Wichita State	L, 7-13
M 10	Nicholls State	W, 11-6
M 12	Furman	W, 5-2
M 13	Furman	L, 3-6
M 13	Furman	W, 9-2
M 16	Texas Southern	W, 13-0
M 19	Michigan	W, 16-5
M 20	Harvard	W, 14-5
M 21	Harvard	W, 23-9
M 23	Lamar	L, 3-4
M 26	Western Kentucky	W, 4-3
M 27	Western Kentucky	W, 4-3
M 28	Western Kentucky	L, 7-9
A 2	at Middle Tennessee	W, 6-5
A 3	at Middle Tennessee	W, 9-3
A 4	at Middle Tennessee	L, 6-9
A 7	Northwestern State	W, 5-4
A 9	New Mexico State	W, 11-1
A 10	New Mexico State	W, 13-4
A 10	New Mexico State	W, 9-5
A 13	at McNeese State	L, 3-4
A 16	at UALR	L, 10-14
A 17	at UALR	W, 6-5
A 18	at UALR	W, 8-4
A 21	at Tulane	L, 6-7
A 23	at Florida International	L, 2-3
A 24	at Florida International	L, 1-8
A 25	at Florida International	L, 3-9
A 27	McNeese State	W, 15-6
A 28	at Lamar	L, 5-6
M 2	New Orleans	W, 3-2
M 2	New Orleans	L, 5-9
M 5	Southeastern La.	W, 10-0
M 8	Northwestern State	W, 4-0
M 9	Northwestern State	W, 6-1
M 10	Nicholls State	W, 4-3
M 15	Arkansas State	L, 11-12
M 15	Arkansas State	L, 2-7
M 21	at South Alabama	L, 8-10
M 22	at South Alabama	W, 14-6
M 23	at South Alabama	L, 7-10
SBC Tournament (Mobile, Ala.)		
M 26	vs. New Mexico State	W, 12-9
M 27	vs. Middle Tennessee	L, 6-8
M 28	vs. New Mexico State	W, 7-3
M 28	vs. Middle Tennessee	W, 6-2
M 29	vs. Middle Tennessee	L, 10-15
2005 // 48-19, 16-8 (1st)		
NCAA Regional at New Orleans		
Sun Belt Conference Champions		
H: 27-6 • A: 12-9 • N: 9-4		
Coach: Tony Robichaux		
F 11	Louisiana Tech	W, 10-0
F 12	Louisiana Tech	W, 9-3
F 12	Louisiana Tech	W, 10-5
F 16	at Sam Houston State	L, 5-6
Louisiana-Lafayette Invitational		
F 18	Southern	W, 11-7
F 19	St. John's	W, 7-2
F 20	Northwestern State	W, 4-0
F 22	Nicholls State	W, 6-2
Mardi Gras Baseball Classic (Lafayette, La.)		
F 25	Marist	W, 10-1
F 26	Miami (Ohio)	W, 4-3
F 27	Texas State	W, 10-1
Hawai'i Rainbow Classic (Honolulu, Hawai'i)		
M 1	vs. Wichita State	W, 19-3
M 2	vs. South Florida	W, 4-1
M 3	vs. Sacramento State	W, 4-2
M 4	vs. UC Davis	W, 6-2
M 5	at Hawai'i	L, 1-12
M 9	McNeese State	L, 3-4

A 6	at Louisiana-Monroe	W, 11-4
A 8	Texas-Pan American	W, 12-3
A 9	Texas-Pan American	W, 14-6
A 10	Texas-Pan American	W, 5-3
A 12	at Lamar	L, 1-3
A 15	at New Orleans	W, 6-0
A 16	at New Orleans	W, 13-5
A17	at New Orleans	W, 7-3
A 20	at Northwestern State	W, 2-1
A 22	Florida International	L, 5-7
A 23	Florida International	W, 9-5
A 24	Florida International	W, 10-2
A 27	at McNeese State	W, 6-2
A 29	UALR	W, 9-5
A 30	UALR	W, 17-1
M 1	UALR	L, 2-7
M 4	Sam Houston State	W, 14-5
M 6	at New Mexico State	W, 21-8
M 7	at New Mexico State	W, 14-4
M 8	at New Mexico State	L, 8-9
M 10	Southeastern La.	W, 11-0
M 13	Middle Tennessee	L, 1-10
M 14	Middle Tennessee	W, 16-3
M 15	Middle Tennessee	W, 16-7
M 17	at Nicholls State	L, 6-8
M 21	at Western Kentucky	L, 5-14
M 21	at Western Kentucky	W, 11-1
M 22	at Western Kentucky	L, 3-4
SBC Tournament (Miami, Fla.)		
M 25	vs. Western Kentucky	L, 7-10
M 26	vs. New Mexico State	W, 9-5
M 27	vs. Western Kentucky	W, 6-4
M 27	vs. Middle Tennessee	L, 5-7
NCAA Regional at New Orleans (La.)		
J 3	vs. (16) Alabama	L, 5-7
J 4	vs. Southern	W, 9-1
J 5	vs. (16) Alabama	L, 3-4

2006 // 39-20, 19-5 (2nd)

H: 23-7 • A: 12-10 • N: 4-3		
Coach: Tony Robichaux		
F 14	Louisiana-Monroe	W, 8-2
Mardi Gras Baseball Classic (Lafayette, La.)		
F 24	Purdue	L, 1-5
F 26	Louisiana-Monroe	W, 12-8
F 28	at Nicholls State	W, 10-2
M 1	McNeese State	W, 3-2
Louisiana-Lafayette Invitational		
M 3	Evansville	L, 5-11
M 4	Iowa	W, 14-9
M 5	Northwestern State	L, 0-2
M 7	Nicholls State	W, 8-0
Collegiate Baseball Classic (San Antonio, Texas)		
M 10	vs. Illinois	L, 12-14
M 11	vs. (15) Texas A&M	W, 7-1
M 12	vs. Iowa	W, 3-2
M 13	vs. Texas-San Antonio	L, 2-5
M 15	at McNeese State	L, 4-5
M 17	Minnesota	W, 2-0
M 18	Minnesota	L, 2-3
M 19	Minnesota	W, 3-1
M 21	at Lamar	L, 4-5
M 24	at South Alabama	L, 7-8
M 25	at South Alabama	W, 9-6
M 26	at South Alabama	L, 0-2
M 28	at Southeastern La.	W, 9-5
M 29	Northwestern State	L, 5-7
M 31	Arkansas State	W, 10-1
A 1	Arkansas State	W, 8-4
A 2	Arkansas State	W, 6-2
A 4	at Northwestern State	W, 3-1
A 5	at Louisiana Tech	L, 3-6
A 7	Texas A&M-CC	W, 5-0
A 8	Texas A&M-CC	W, 9-0
A 9	Texas A&M-CC	W, 9-5
A 11	at Louisiana-Monroe	W, 11-0
A 12	at Louisiana Tech	L, 3-9
A 14	New Orleans	W, 6-2
A 15	New Orleans	W, 3-2
A 16	New Orleans	W, 6-0
A 18	McNeese State	W, 8-4
A 21	at Florida International	W, 6-1
A 22	at Florida International	W, 12-2
A 23	at Florida International	W, 14-3
A 28	at UALR	W, 3-1
A 30	at UALR	L, 11-12
A 30	at UALR	W, 7-3
M 2	Southeastern La.	W, 9-2
M 3	at Northwestern State	L, 2-7
M 5	Troy	W, 15-7
M 6	Troy	L, 1-3
M 7	Troy	W, 6-5
M 12	at Middle Tennessee	W, 14-6
M 13	at Middle Tennessee	W, 7-5
M 14	at Middle Tennessee	L, 4-5
M 16	Northwestern State	L, 9-13
M 18	Western Kentucky	W, 11-3
M 19	Western Kentucky	W, 3-1
M 20	Western Kentucky	W, 13-3
SBC Tournament (Bowling Green, Ky.)		
M 24	vs. Arkansas State	W, 8-7
M 25	vs. Middle Tennessee	L, 2-5
M 26	vs. South Alabama	W, 8-5
M 26	vs. Middle Tennessee	L, 7-14

2007 // 45-17, 23-7 (1st)

NCAA Regional at College Station		
Sun Belt Conference Champions		
H: 22-2 • A: 18-13 • N: 5-2		
Coach: Tony Robichaux		
F 13	Nicholls State	W, 15-7
F 16	at Texas-San Antonio	W, 10-2
F 17	at Texas-San Antonio	W, 5-2
F 18	at Texas-San Antonio	W, 14-2
F 21	at Southeastern La.	W, 5-1
F 23	Illinois	W, 13-5
F 24	Illinois	W, 7-6
F 25	Illinois	W, 10-7
F 27	Louisiana Tech	W, 5-1
F 28	Northwestern State	W, 10-5
M 2	at Southern Miss	L, 4-7
M 3	at Southern Miss	W, 4-0
M 4	at Southern Miss	L, 0-1
M 6	at Northwestern State	L, 1-2
M 9	South Alabama	W, 7-2
M 10	South Alabama	W, 9-6
M 11	South Alabama	W, 10-6
M 16	at Middle Tennessee	W, 6-3
M 17	at Middle Tennessee	L, 6-12
M 18	at Middle Tennessee	L, 1-3
M 20	McNeese State	W, 9-5
M 21	at McNeese State	W, 9-5
M 23	Florida Atlantic	W, 5-2
M 24	Florida Atlantic	W, 5-2
M 25	Florida Atlantic	W, 3-2
M 27	at Louisiana Tech	W, 11-6
M 30	at Florida International	W, 10-3
M 31	at Florida International	W, 19-5
A 1	at Florida International	L, 13-14
A 3	Lamar	W, 5-4
A 6	Western Kentucky	W, 8-2
A 7	Western Kentucky	L, 5-6
A 7	Western Kentucky	W, 10-6
A 11	at Tulane	L, 4-5
A 13	at Troy	W, 13-3
A 14	at Troy	W, 4-3
A 15	at Troy	L, 4-14
A 17	Southeastern La.	W, 8-2
A 20	at Arizona State	L, 2-8
A 21	at Arizona State	L, 8-11
A 22	at Arizona State	L, 6-9
A 24	at Lamar	W, 3-1
A 27	Arkansas State	W, 6-5
A 28	Arkansas State	W, 11-7
A 29	Arkansas State	L, 2-4
M 4	at Louisiana-Monroe	W, 5-2
M 5	at Louisiana-Monroe	W, 6-5
M 6	at Louisiana-Monroe	W, 11-9
M 11	UALR	W, 13-3
M 12	UALR	W, 28-3
M 13	UALR	W, 8-5
M 17	at New Orleans	W, 5-4
M 18	at New Orleans	W, 3-1
M 19	at New Orleans	L, 3-9
SBC Tournament (Mobile, Ala.)		
M 23	at South Alabama	W, 3-2
M 24	vs. Troy	W, 9-7
M 25	at South Alabama	W, 5-0
M 26	vs. New Orleans	L, 2-8
NCAA Regional at College Station (Texas)		
J 1	vs. Ohio State	W, 5-4
J 2	at (10) Texas A&M	W, 5-4
J 3	at (10) Texas A&M	L, 1-5
J 4	at (10) Texas A&M	L, 2-4

2008 // 30-29, 16-14 (t-5th)

H: 16-12 • A: 12-16 • N: 2-1		
Coach: Tony Robichaux		
UTSA Baseball Classic (San Antonio, Texas)		
F 22	vs. Army	W, 2-1
F 23	vs. Texas Tech	W, 4-0
F 23	vs. Oral Roberts	L, 5-6
F 24	at Texas-San Antonio	L, 2-5
F 27	at (18) Tulane	L, 1-10
F 29	Southern Miss	L, 0-6
M 1	Miami (Ohio)	L, 1-3
M 2	Southern Miss	W, 2-0
M 4	at Houston	L, 8-14
M 5	Southeastern La.	W, 3-1
M 8	Arkansas State	L, 0-3
M 8	Arkansas State	L, 5-9
M 9	Arkansas State	L, 2-9
M 11	at Louisiana Tech	W, 11-2
M 14	at Florida Atlantic	L, 6-13
M 15	at Florida Atlantic	W, 9-3
M 16	at Florida Atlantic	L, 2-9
M 19	at (13) Rice	L, 6-17
M 21	at UALR	W, 12-1
M 22	at UALR	W, 7-6
M 23	at UALR	W, 8-7
M 26	at Northwestern State	W, 7-6
M 28	FIU	L, 1-9
M 29	FIU	W, 5-2
M 30	FIU	L, 4-8
A 1	Lamar	W, 3-2

A 5	at Middle Tennessee	L, 1-2
A 5	at Middle Tennessee	W, 4-2
A 6	at Middle Tennessee	W, 8-4
A 8	Northwestern State	W, 9-2
A 9	at McNeese State	W, 14-8
A 11	Louisiana-Monroe	W, 12-10
A 12	Louisiana-Monroe	L, 6-15
A 13	Louisiana-Monroe	L, 4-14
A 15	at Northwestern State	L, 2-3
A 16	Northwestern State	W, 4-3
A 18	at South Alabama	W, 9-3
A 19	at South Alabama	L, 2-9
A 20	at South Alabama	W, 8-6
A 22	at Lamar	L, 0-3
A 23	at Southeastern La.	L, 4-14
A 25	Troy	W, 7-3
A 26	Troy	W, 5-3
A 26	Troy	L, 4-11
A 29	at LSU	L, 3-5
M 3	at Nebraska	L, 3-4
M 3	at Nebraska	L, 3-4
M 6	Louisiana Tech	W, 4-3
M 7	McNeese State	W, 5-4
M 9	at Western Kentucky	W, 9-8
M 10	at Western Kentucky	L, 4-11
M 11	at Western Kentucky	L, 4-13
M 15	(22) New Orleans	W, 4-2
M 16	(22) New Orleans	W, 11-8
M 17	(22) New Orleans	W, 6-5
SBC Tournament (Lafayette, La.)		
M 21	Troy	W, 6-1
M 23	South Alabama	W, 8-1
M 24	New Orleans	L, 0-10
M 24	New Orleans	L, 5-6

2009 // 27-30-1, 14-15 (5th)

H: 14-10-1 • A: 11-18 • N: 2-2		
Coach: Tony Robichaux		
F 20	Nebraska	L, 3-4 (15)
F 21	Nebraska	W, 2-1
F 21	Nebraska	L, 8-9
F 22	Nebraska	T, 5-5 (10)
F 25	Southeastern La.	L, 7-9
F 27	at Southern Miss	L, 1-10
F 28	at Southern Miss	L, 6-13
M 1	at Southern Miss	W, 7-5
M 3	Houston	W, 6-1
M 4	Texas Southern	W, 13-0
M 6	at Arkansas State	L, 0-2
M 7	at Arkansas State	W, 3-2
M 8	at Arkansas State	L, 2-3 (10)
M 11	at LSU	W, 10-9
M 14	Florida Atlantic	L, 5-6 (10)
M 15	Florida Atlantic	L, 3-8
M 17	at McNeese State	W, 10-2
M 20	UALR	W, 11-1
M 21	UALR	W, 13-5
M 22	UALR	W, 16-6
M 24	at Houston	L, 4-6
M 27	at FIU	L, 10-11
M 28	at FIU	L, 7-11
M 29	at FIU	W, 11-4
A 1	Northwestern State	W, 11-5
A 3	Middle Tennessee	W, 5-2
A 4	Middle Tennessee	W, 10-5
A 5	Middle Tennessee	W, 14-7
A 7	at Tulane	W, 6-3
A 8	Southern	W, 4-1
A 10	at Louisiana-Monroe	L, 7-16
A 11	at Louisiana-Monroe	L, 7-8
A 11	at Louisiana-Monroe	L, 4-7
A 14	Stephen F. Austin	W, 8-7 (11)
A 15	at Southeastern La.	L, 2-9
A 17	South Alabama	L, 5-9
A 18	South Alabama	L, 6-8
A 19	South Alabama	L, 4-7
Wally Pontiff Classic (Metairie, La. - Zephyr Field)		
A 22	vs. LSU	L, 6-10
A 24	at Troy	W, 5-0
A 25	at Troy	W, 6-2
A 26	at Troy	L, 3-12
A 28	McNeese State	W, 4-1
A 29	at Northwestern State	L, 5-7
M 1	at East Carolina	L, 1-7
M 2	at East Carolina	L, 1-3
M 3	at East Carolina	L, 4-9
M 8	Western Kentucky	L, 3-6
M 9	Western Kentucky	L, 2-4
M 10	Western Kentucky	W, 6-5
M 12	at Rice	L, 2-7
M 14	at New Orleans	W, 10-4
M 15	at New Orleans	W, 12-5
M 16	at New Orleans	W, 18-2
SBC Tournament (Troy, Ala.)		
M 20	FIU	W, 11-3
M 21	Middle Tennessee	W, 5-4
M 22	Middle Tennessee	L, 8-17
M 23	Middle Tennessee	L, 2-6

2010 // 38-22, 21-9 (t-1st)

NCAA Regional at Austin		
Sun Belt Conference Champions		
H: 23-10 • A: 14-10 • N: 1-2		
Coach: Tony Robichaux		
F 19	Nicholls State	W, 6-2
F 20	Nicholls State	W, 6-2
F 21	at Nicholls State	W, 10-1
F 21	Miami University	L, 5-7 (11)
F 27	Miami University	W, 13-2
F 28	Miami University	W, 5-4
M 3	at Southeastern La.	L, 4-11
M 5	Southern Miss	L, 0-4
M 6	Southern Miss	L, 1-6
M 7	Southern Miss	W, 10-6
M 9	Alcorn State	W, 18-1
M 10	Alcorn State	W, 11-0
M 12	Arkansas State	W, 13-5
M 13	Arkansas State	L, 2-6
M 14	Arkansas State	L, 9-13
M 16	Southern	W, 13-2
M 17	(17) Southeastern La.	L, 4-9
M 19	at South Alabama	W, 3-1
M 20	at South Alabama	L, 4-9
M 21	at South Alabama	L, 11-12 (13)
M 24	(4) at LSU	L, 3-4
M 26	Florida Atlantic	W, 9-3
M 27	Florida Atlantic	L, 3-4
M 28	Florida Atlantic	L, 3-4
M 30	Northwestern State	W, 8-1
A 2	at FIU	L, 1-8
A 3	at FIU	W, 7-3
A 4	at FIU	L, 6-15
A 6	at Northwestern State	W, 4-3
A 9	Troy	W, 6-0
A 10	Troy	W, 9-5
A 11	Troy	W, 8-5
A 13	Houston Baptist	W, 5-3
A 16	at UALR	W, 4-3
A 17	at UALR	W, 9-3
A 18	at UALR	W, 13-7
A 20	McNeese State	W, 5-2
A 23	Le Moyne	W, 13-2
A 24	Le Moyne	L, 5-6
A 25	Le Moyne	W, 8-5
A 27	at Tulane	L, 1-2
A 30	Middle Tennessee	W, 3-1
M 1	Middle Tennessee	W, 6-4
M 1	Middle Tennessee	W, 2-1
M 7	at New Orleans	W, 16-7
M 8	at New Orleans	W, 4-1
M 9	at New Orleans	W, 5-4
M 11	at Southern	W, 7-5
M 14	Western Kentucky	L, 1-2
M 15	Western Kentucky	W, 12-5
M 16	Western Kentucky	W, 4-3 (10)
M 18	at McNeese State	L, 4-5
M 21	at La.-Monroe	W, 6-5 (13)
M 21	at La.-Monroe	W, 10-4
M 22	at La.-Monroe	W, 13-1
SBC Tournament (Murfreesboro, Tenn.)		
M 26	vs. Arkansas State	L, 6-8
M 27	at Middle Tennessee	L, 0-3
NCAA Regional at Austin (Texas)		
J 4	vs. (25) Rice	W, 1-0
J 5	at (5) Texas	L, 2-4
J 6	vs. (25) Rice	L, 1-9



RAGIN' CAJUNS

2011 LOUISIANA BASEBALL SCHEDULE

DATE	OPPONENT	LOCATION	TIME (CT)
Feb. 18-20 (Fri-Sun)	SOUTHEAST MISSOURI STATE	MOORE FIELD	6:00, 2:00, 1:00 PM
Feb. 22 (Tue)	NICHOLLS STATE	MOORE FIELD	6:00 PM
Feb. 23 (Wed)	at Nicholls State	Thibodaux, La.	6:00 p.m.
Feb. 25-27 (Fri-Sun)	SIENA	MOORE FIELD	6:00, 2:00 PM, 11:00 AM
Mar. 1 (Tue)	SOUTHERN	MOORE FIELD	6:00 PM
Mar. 4-6 (Fri-Sun)	at Southern Miss	Hattiesburg, Miss.	6:30, 4:00, 1:00 p.m.
Mar. 8 (Tue)	at Northwestern State	Natchitoches, La.	6:30 p.m.
Mar. 9 (Wed)	at Southeastern Louisiana	Hammond, La.	6:00 p.m.
Mar. 11 (Fri)	vs. California (Cal Tournament at AT&T Park)	San Francisco, Calif.	9:00 p.m. (CT)
Mar. 12 (Sat)	vs. UC Santa Barbara (Cal Tournament at AT&T Park)	San Francisco, Calif.	1:00 p.m. (CT)
Mar. 13 (Sun)	vs. San Francisco (Cal Tournament at AT&T Park)	San Francisco, Calif.	11:00 a.m. (CT)
Mar. 15 (Tue)	ALCORN STATE	MOORE FIELD	6:00 PM
Mar. 18-20 (Fri-Sun)	LA-MONROE•	MOORE FIELD	6:00, 2:00, 1:00 PM
Mar. 22 (Tue)	at LSU	Baton Rouge, La.	6:30 p.m.
Mar. 25-27 (Fri-Sun)	at Arkansas State•	Jonesboro, Ark.	6:00, 4:00, 1:00 p.m.
Mar. 29 (Tue)	NORTHWESTERN STATE	MOORE FIELD	6:00 PM
Apr. 1-3 (Fri-Sun)	FLORIDA ATLANTIC•	MOORE FIELD	6:00, 6:00 PM, 11:30 AM
Apr. 5 (Tue)	at Rice	Houston, Texas	6:30 p.m.
Apr. 8-10 (Fri-Sun)	at Western Kentucky•	Bowling Green, Ky.	6:00, 3:00, 1:00 p.m.
Apr. 12 (Tue)	MCNEESE STATE	MOORE FIELD	6:00 PM
Apr. 15-17 (Fri-Sun)	at FIU•	Miami, Fla.	6:00, 5:00, 12:00 p.m. (CT)
Apr. 19 (Tue)	at McNeese State	Lake Charles, La.	6:30 p.m.
Apr. 20 (Wed)	at Southern	Baton Rouge, La.	6:00 p.m.
Apr. 22-24 (Fri-Sun)	SOUTH ALABAMA•	MOORE FIELD	6:00, 6:00, 1:00 PM
Apr. 26 (Tue)	SOUTHEASTERN LOUISIANA	MOORE FIELD	6:00 PM
Apr. 29-May 1 (Fri-Sun)	UALR• (ALUMNI WEEKEND)	MOORE FIELD	6:00, 6:00, 1:00 PM
May 6-8 (Fri-Sun)	at Troy•	Troy, Ala.	6:00, 6:00, 1:00 p.m.
May 10 (Tue)	RICE	MOORE FIELD	6:00 PM
May 13-15 (Fri-Sun)	MIDDLE TENNESSEE•	MOORE FIELD	6:00, 6:00, 1:00 PM
May 19-21 (Thu-Sat)	at La.-Monroe•	Monroe, La.	6:00, 6:00, 6:00 p.m.
May 25-29 (Wed-Sun)	Sun Belt Conference Tournament	Monroe, La.	TBA
June 3-6 (Fri-Mon)	NCAA Regionals	Campus Sites	TBA
June 10-13 (Fri-Mon)	NCAA Super Regionals	Campus Sites	TBA
June 18-29 (Sat-Wed)	NCAA College World Series	Omaha, Neb.	TBA

www.RaginCajuns.com

• Sun Belt Conference series

All times listed are Central

Home Games Listed in ALL CAPS and **BOLD**