

# LOUISIANA'S RAGIN' CAJUNS<sup>®</sup>

## 2010 FOOTBALL HISTORY & RECORD BOOK



The 2010 University of Louisiana History & Record Book is dedicated in memory of former athletic director and head football coach Nelson Stokley. Thank you for 13 seasons of service to the University and for the countless amount of support that followed.



# Table of Contents

**Season in Review ..... 1-10**  
 Notes ..... 1  
 Game Recaps ..... 2-5  
 Statistics ..... 6-10

**History ..... 11-31**  
 Retired Jerseys ..... 11  
 Highlights ..... 12-13  
 Bowl Games ..... 14  
 All-Conference ..... 15  
 Letterwinners ..... 16-20  
 Head Coaches ..... 21  
 Series & Opponents ..... 22-25  
 All-time Results ..... 26-31

**Records ..... 32-55**  
 Total Offense ..... 32-33  
 Passing ..... 34-35  
 Rushing ..... 36-37  
 Receiving ..... 38-39  
 Scoring ..... 40-41  
 Defense ..... 42-43  
 Kick/Punt Returns ..... 44-45  
 Punt/Misc. .... 46-47  
 Top Performances ..... 48-51  
 Cajun Field ..... 52-53  
 NFL Draft ..... 54  
 NFL Players ..... 55

## 2010 Louisiana Football Quick Facts

<b>School Name</b>	University of Louisiana
<b>Location</b>	Lafayette, La.
<b>Founded</b>	1898
<b>Enrollment</b>	15,193 (Spring 2010)
<b>Nickname</b>	Ragin' Cajuns
<b>School Colors</b>	Vermillion (PMS 193) & White
<b>Stadium</b>	Cajun Field (Pro Grass Synthetic Turf System)
<b>Stadium Facts</b>	1st Season - 1971; Capacity 31,000
<b>Nickname</b>	"The Swamp" -playing surface 2' below sea level
<b>Affiliation</b>	NCAA Division I Football Bowl Subdivision;
<b>President</b>	Dr. E. Joseph Savoie (Louisiana '76)
<b>Athletic Director</b>	David Walker (Louisiana '76)
<b>Athletics Website</b>	www.ragincajuns.com

### History

<b>First year of Football</b>	1901
<b>Seasons Played</b>	108
<b>All-Time Record</b>	478-504-34 (.487)
<b>All-Time Bowl Record</b>	1-1 (.500)
<b>Last Postseason Appearance</b>	Dec. 12, 1970
	Grantland Rice Bowl (Baton Rouge, LA)
<b>Result</b>	Lost to Tennessee State, 26-25
<b>Conference Championships</b>	Seven, last was '05 Sun Belt
<b>Membership in NCAA</b>	Always FBS (formerly I-A)
	Louisiana has always been in the FBS (I-A since '78)

### Coaching Staff

<b>Head Coach</b>	<b>Rickey Bustle</b> (Clemson '76)
<b>Record at School</b>	38-56 (8 Seasons)
<b>Career Record</b>	Same
<b>Football Office Phone</b>	(337) 482-6318

### Assistant Coaches

	<b>Hurlie Brown</b> (Miami '91) – DB
	<b>Kevin Fouquier</b> (Louisiana '89) –Defensive Coordinator
	<b>Ron Hudson</b> (Muskingum College '87) – Offensive Coordinator, OL
	<b>Justin Lustig</b> (Bucknell '00) – Special Teams Coordinator, RB
	<b>Daryl Mason</b> (Arkansas '81) – Student-Athlete Development, WR
	<b>Jorge Munoz</b> (Bethany College '98) – Passing Game Coordinator, QB
	<b>Gerald Broussard</b> (Louisiana '84) – DL
	<b>Tim Rebowe</b> (Louisiana State '87) – Pro Liaison, LB
	<b>Troy Wingerter</b> (Louisiana '93) – Asst. Head Coach, Recruit Coordinator, TE

### Support Staff

	John Porche, Director of Athletic Training (337) 482-6325
	Rob Phillips, Strength & Conditioning Coach (337) 482-6315
	Lynn Williams, Equipment Manager (337) 482-6326
	Darren Walker, Video Coordinator (337) 482-6872

### Sports Information

<b>Sports Information Director</b>	Daryl Cetnar (Football Contact)
<b>Office Phone</b>	(337) 482-6331
<b>Email Address</b>	sportsinfo@louisiana.edu
<b>Asst. SID</b>	Matt Hebert
<b>Office Phone</b>	(337) 482-6330
<b>Email Address</b>	matth@louisiana.edu
<b>Assistant</b>	Cade Sirmans
<b>Office Phone</b>	(337) 482-6329
<b>Email Address</b>	sirmans@louisiana.edu
<b>Direct Fax</b>	(337) 482-6529
<b>Football Press Box</b>	(337) 851-2255
<b>Mailing/Overnight Address</b>	Sports Information Cox Communications Athletics Center 201 Reinhardt Drive; Lafayette, LA 70506



# 2009 season NOTEBOOK



A school and Sun Belt attendance record was set as 41,357 gathered for UL and Southern. **September 5, 2009**



Grant Fleming's fumble recovery sealed the Cajuns victory over La.-Monroe for win No. 6. **November 21, 2009**



Tyler Albrecht made his first collegiate field goal attempt one to remember. His 48-yard kick with 32 seconds left to play lifted Louisiana to a 17-15 victory over Kansas State. **September 12, 2009**

## ■ Season Notes

Brad McGuire and Ladarius Green combined for the third longest passing play in school history with a 91-yard TD strike vs. Troy ... Green (119) and Luke Aubrey (130) became the eighth Cajuns teammates to each have 100 yards receiving in the same game – last done in 2003 ... Andrew Joseph had a 33-yard blocked punt return – the second longest such play in school history ... Dwight Bentley's 70-yard INT return vs. North Texas was the sixth longest in Cajuns' record book ... Spencer Ortego finished the season with a 40.6 punting average, the best by a Cajuns' punter since 1998 and the fifth best single-season average in the last 50 years, dating back to 1960 ... Cajun Field saw 111,998 fans for the season – most since 1988.

## ■ Statistical Points of Interest

The Cajuns were 112-of-182 passing (61.5%) with seven passing TD's to just one interception in the team's six victories ... UL was 6-2 in 2009 when the defense forced at least two turnovers ... The Cajuns allowed only three sacks in their six victories.

## ■ That's a Lot of Fans

Cajun Field set a school and Sun Belt attendance record when 41,357 gathered on Sept. 5, 2009 for UL and Southern. The larger crowds are becoming more frequent, as four of the top 15 attendance marks in the 39-year history of Cajun Field have occurred since 2004.

### Top Cajun Field Crowds Under Bustle

Rank	Attendance	Date
1.	41,357	Sept. 5, 2009 vs. Southern
4.	33,828	Sept. 15, 2007 vs. McNeese State
6.	29,031	Nov. 1, 2008 vs. FIU
15.	25,083	Sept. 25, 2004 vs. Middle Tennessee

## ■ That's a Lot of Tackles

Linebacker Antwyne Zanders had 103 tackles, marking the highest tackle total since linebacker Kelcy Dotson had 112 tackles and safety Damon Mason had 135 tackles in 1996. Zanders finished his career with 308 total tackles, the third most by a linebacker in school history. His 27.5 tackles-for-loss were just shy of the career top five.

## ■ Cool Under Pressure

The Cajuns offense scored seven times with less than 90 seconds left in either the second or fourth quarter ... UL went 80 yards in nine plays, scoring a TD with 1:27 left in the 2Q vs. Southern ... Against K-State, UL went 12-73 to score a TD with 0:05 left in the 2Q and then drove 10-37 to kick the game-winning field goal with 0:32 remaining in the game ... Versus North Texas, UL drove 8-58 to score the game-winning TD with 0:27 left in regulation ... The Cajuns traveled 6-84 to score a TD with 1:07 left in the 2Q at FIU ... At Middle Tenn., the Cajuns quickly moved 72 yards in 1:03 (nine plays) to score a TD with nine seconds left in the 2Q ... Versus ULM, the Cajuns went 8-67 to score a TD with 0:12 left in the 2Q.

## ■ Touchdowns for Everyone

Sixteen different players scored a touchdown in 2009 (Aubrey, Bentley, Desormeaux, Gautier, Green, Hill, Joseph, Lawson, Lee, Masson, McGuire, Miller, Sails, Shankle, Y. Walker and Wolfe) ... Just 13 players found the Promised Land in 2008 for the highest scoring team in school history.

## ■ Blocked Kicks

The Cajuns have been one of the best at blocking kicks since the arrival of Coach Bustle. In 2009, UL blocked six kicks, including a punt that was returned for a touchdown. Only Fresno State (48) and Texas (46) and have put hands on kicks more often than Louisiana (41) since 2002.

## ■ Interceptions

The Cajuns had 16 interceptions (13 of the 16 picks came in the six victories), the most since 1994 (19) ... UL was 2nd in the SBC in picks and 23rd in the NCAA.

## ■ Home Success vs. Big XII

After defeating Kansas State by a final score of 17-15, the Cajuns are now 2-2 at home vs. the Big XII ... UL beat Texas A&M 29-22 in 1996, while losing to Oklahoma State in 1997 and Texas Tech in 1999 ... The Cajuns are winless on the road victory versus the Big XII (0-14).

## ■ Veteran Offensive Line

The Cajuns were just one of 13 FBS schools returning all five starters to their O-line in 2009 ... Three of those starters, Brad Bustle, Chris Fisher and Kyle Pirtle were seniors. Juniors Ian Burks and Jonathan Decoster will look to lead a young O-Line in 2010.

## ■ Long Drives

The Cajuns put together 28 drives greater than 60 yards this season, 23 of those drives resulted in a touchdown, while two others ended in a field goal.

## ■ Mason Has Strong Season

Chris Masson posted nine games of 200+ yards of total offense, just one game shy of tying the school single-season record ... Masson ranks ninth all-time in total offense (2,694) ... His 222 completions in 2009 rank as the third-best single-season total – just two shy of the school record ... Masson posted 2,406 yards passing, the fourth best single-season output ... He ranks eight all-time in passing (2,478).

## ■ In the Rankings

The Cajuns ranked in the top 50 of the NCAA in 11 statistical categories. The chart below lists some of the Cajuns best marks.



Category	Total	Avg/G	NCAA	SBC
Sacks Allowed	13	1.08	14th	2nd
Red Zone Efficiency	31 Scores 35 Chances	89%	16th	1st
INT's	16	1.33	23rd	2nd
Net Punting	66 punts 2,682 yards	37.56 Net	25th	1st
Turnovers Gained	26	2.17	29th	2nd

# 2009 game RECAPS

season review

## GAME 1

### vs. Southern

 Southern	19
 Louisiana	42

Sat., Sept. 5, 2009 • Cajun Field  
Lafayette, La. • Attendance: 41,357\*\* (New Record)

#### Record Crowd Witnesses Cajuns Victory

**LAFAYETTE**-After trailing 12-7 in front of a sold-out crowd at Cajun Field, Louisiana's Ragin' Cajuns scored a string of 35 unanswered points to comeback and cruise to a 42-19 victory over Southern.

The attendance of 41,357 broke the previous attendance record of 38,783 against Texas A&M on Sept. 14, 1996.

It was the first meeting between both schools.

Louisiana quarterback Chris Masson turned in an impressive debut in his first career start. The Miami native completed 18-of-24 passes for 283 yards and tossed two touchdown passes. It was the 24th highest passing output in school history.

Undrea Sails was the leading rusher for the Ragin' Cajuns (1-0). He piled up 114 yards on 19 carries with one score.

The highlight of the evening was a 42-yard touchdown pass by wide receiver Richie Falgout - the fourth of his career on his fourth career attempt - which triggered the string of 35 straight points that carried the Cajuns to victory.

The Cajuns jumped out to an early 7-0 lead mid way through the first quarter. A 1-yard touchdown run by Masson capped off a 12-play, 81 yard drive.

The Jaguars responded with scores on their next two touches - each time a touchdown pass from Bryant Lee to Juamorris Stewart - for a 12-7 lead after one quarter.

Falgout's TD toss returned the lead to UL for good at the 12:21 mark of the second quarter.

The Cajuns' defense then recorded interceptions on SU's next two touches. Sails accounted for two more Cajuns scores before the half, giving the hosts a 28-12 edge.

The UL defense held SU off the scoreboard until 1:15 remaining when Jeremiah McGinty added 1-yard TD run.

#### Scoring Summary

Southern	12	0	0	7	19
Louisiana	7	21	7	7	42
1st	7:25	UL - Masson 1 yd run (Albrecht kick)			
	3:03	SU - Stewart 26 yd pass from Lee (Duran kick failed)			
	0:18	SU - Stewart 51 yd pass from Lee (pass failed)			
2nd	12:21	UL - Hill 42 yd pass from Falgout (Albrecht kick)			
	7:19	UL - Sails 56 yd pass from Masson (Albrecht kick)			
	1:27	UL - Sails 2 yd run (Albrecht kick)			
3rd	6:58	UL - Aubrey 10 yd pass from Masson (Albrecht kick)			
4th	8:38	UL - Shankle 6 yd run (Albrecht kick)			
	1:15	SU - McGinty 1 yd run (Duran kick)			

#### Team Statistics

	SU	UL
First Downs	18	24
Rushes-Yards (Net)	36-115	39-208
Passing-Yards (Net)	20/34-265	19/25-325
Total Offense (Plays-Yards)	70-380	64-533
Punt Returns-Yards	2-2	2-24
Kick Returns-Yards	7-128	4-66
Punts-Average	4-48.5	2-54.0
Fumbles-Lost	0-0	3-2
Penalties-Yards	8-64	3-25
Time of Possession	33:38	26:22

#### Individual Statistics

**RUSHING:** SU - Threat 14-52; Williams 10-33; McGinty 6-28; Lee 5-8; Cushingberry 1-(-6). UL - Sails 19-114; Masson 5-36; McGuire 1-21; Shankle 5-16; McCullough 4-14; Miller 1-5; Booker 2-2; Dupre 1-1.  
**PASSING:** SU - Lee 18-29-2-254; McGinty 2-4-0-11; Matthews 0-1-1-0. UL - Masson 18-24-0-283; Falgout 1-1-0-42  
**RECEIVING:** SU - Stewart 10-173; Evans 2-31; Allen 2-19; Matthews 2-12; Paul 1-13; Nelson 1-6; Williams, J 1-6; Williams, B 1-5. UL - Lee 4-86; Aubrey 3-27; Miller 3-22; Hill 2-51; Joseph 2-10; Sails 1-56; Booker 1-33; Green 1-25; Lawson 1-12; Falgout 1-3.

## GAME 2

### vs. Kansas State

 Kansas State	15
 Louisiana	17

Sat., Sept. 12, 2009 • Cajun Field  
Lafayette, La. • Attendance: 16,431

#### Albrecht's Kick Lifts UL Over K-State

**LAFAYETTE**-Tyler Albrecht made his first collegiate field goal attempt one to remember. The junior from Destrehan converted a 48-yard field with 32 seconds remaining to lift Louisiana's Ragin' Cajuns to a 17-15 victory over Kansas State.

Albrecht's heroics sealed the Cajuns (2-0) first win over an automatic BCS conference school since Sept. 14, 1996 (Texas A&M).

UL set a new record for attendance in the first two home games of the season. Combined with attendance from the Southern game, 57,788 fans came to Cajun Field during the first two weeks of the season. The previous record was 57,030 set in 1996 after games against Texas A&M and Houston.

Offensive miscues led to a slow start for UL. The third mistake of the day cost the Cajuns a couple of points. After a bad snap from the Cajuns' 8-yard line, Chris Masson was forced to run out the back of the end zone for a safety.

Louisiana was able to regain the lead at the 9:37 mark in the second quarter. Undrea Sails found the end zone on a 13-yard run, capping off a 7-play, 61-yard drive.

K-State was deep in UL territory twice and both times the Cajuns defense got a stop. With 2:14 remaining in the first half, Masson directed a 12-play, 73 yard drive capped off by a 1-yard TD pass to Luke Aubrey with five seconds remaining.

The Wildcats added a pair of fourth quarter scores and by the 8:08 mark were ahead 15-14.

The Cajuns defense forced the Wildcats into a three-and-out on their next possession. That set up UL for the game-winning drive which started with 3:50 remaining in the contest. Masson completed an 18-yard pass to Ladarius Green to move Louisiana closer to field goal range.

#### Scoring Summary

Kansas State	2	0	0	13	15
Louisiana	0	14	0	3	17
1st	2:43	KS - Team safety			
2nd	9:37	UL - Sails 13 yd run (Albrecht kick)			
	0:05	UL - Aubrey 1 yd pass from Masson (Albrecht kick)			
4th	14:56	KS - Mastrud 3 yd pass from Thomas (Cherry kick failed)			
	8:08	KS - Thomas 3 yd run (Cherry kick)			
	0:32	UL - Albrecht 48 yd field goal			

#### Team Statistics

	KSU	UL
First Downs	16	16
Rushes-Yards (Net)	46-196	29-102
Passing-Yards (Net)	14/30-181	20/36-185
Total Offense (Plays-Yards)	76-377	65-287
Punt Returns-Yards	2-18	1-0
Kick Returns-Yards	4-76	2-37
Punts-Average	6-40.0	7-39.1
Fumbles-Lost	2-1	2-2
Penalties-Yards	8-64	4-39
Time of Possession	36:31	23:29

#### Individual Statistics

**RUSHING:** KSU - Thomas 27-136; Coffman 13-50; Gregory 3-13; Banks 1-2; Team 1-(-2); Doerr 1-(-3). UL - Sails 20-78; Masson 3-17; Booker 4-9; Joseph 1-6; Team 1-(-8).  
**PASSING:** KSU - Coffman 13-25-1-178; Gregory 0-4-0-0; Thomas 1-1-0-3. UL - Masson 20-36-1-185.  
**RECEIVING:** KSU - Snipes 3-78; Mastrud 3-35; Banks 3-33; Thomas 2-19; Brown 2-12; Smith 1-4. UL - Miller 6-47; Aubrey 6-38; Green 2-29; Joseph 2-20; Sails 2-15; Hill 1-19; Lee 1-17.

## GAME 3

### at Louisiana State

 Louisiana	3
 No. 9 Louisiana State	31

Sat., Sept. 19, 2009 • Tiger Stadium  
Baton Rouge, La. • Attendance: 92,443

#### Cajuns Play Tigers Tough

**BATON ROUGE**-Louisiana's Ragin' Cajuns kept pace with the ninth-ranked team in the nation in the first half, but the Louisiana State defense stood tall in the second half and the Tigers pulled away for a 31-3 victory.

After one half of play, the Cajuns were keeping pace with the Tigers. The defense held LSU to 150 yards while the offense gained 127 yards.

The Tigers needed only seven plays to add to their lead in the third quarter. Jordan Jefferson found Brandon LaFell for a 20-yard touchdown pass at 10:53 and it was 24-3.

UL made it LSU's goal line on the next possession, but was stood up four times by the Tigers' defense.

After that opportunity, the LSU defense would not allow UL to get any closer than the LSU 25-yard line the rest of the way. The Cajuns nearly recorded a safety on the ensuing possession but officials ruled that Keiland Williams' forward progress was stopped at the LSU 1-yard line.

The two teams started the game swapping drives that produced no points. On the team's third possession, UL went three-and-out the Tigers parlayed that into a touchdown score from Jefferson to LaFell at the 3:09 mark.

The Cajuns worked the ball to midfield, but Chris Masson was intercepted by Chad Jones. A return to the UL 23 followed by a personal foul set the Tigers at the Cajuns 11-yard line. On the next play, Trindon Holliday scampered 11 yards for a TD and a 14-0 lead.

Tyler Albrecht got the Cajuns on the scoreboard at 11:26 of the second quarter with a 40-yard field goal.

On the next possession, the Cajuns turned the ball over on downs after starting the drive at their own 45-yard line. LSU chewed up the final 6:18 of the half, adding a field goal.

#### Scoring Summary

Louisiana	0	3	0	0	3
Louisiana State	7	10	7	7	31
1st	3:09	LSU - LaFell 16 yd pass from Jefferson (Jasper kick)			
2nd	14:52	LSU - Holliday 11 yd run (Jasper kick)			
	11:26	UL - Albrecht 40 yd field goal			
	0:00	LSU - Jasper 52 yd field goal			
3rd	10:53	LSU - LaFell 20 yd pass from Jefferson (Jasper kick)			
4th	5:48	LSU - Scott 1 yd pass from Lee (Jasper kick)			

#### Team Statistics

	UL	LSU
First Downs	18	23
Rushes-Yards (Net)	29-109	36-163
Passing-Yards (Net)	17/37-163	17/26-166
Total Offense (Plays-Yards)	66-272	62-330
Punt Returns-Yards	1-0	3-15
Kick Returns-Yards	5-91	2-25
Punts-Average	4-39.5	3-44.0
Fumbles-Lost	1-1	1-0
Penalties-Yards	3-27	5-50
Time of Possession	28:01	31:59

#### Individual Statistics

**RUSHING:** UL - Sails 17-48; Masson 4-25; Walker 3-17; McGuire 3-14; Booker 1-4; Dupre 1-1. LSU - Scott 12-63; Williams 10-41; Jefferson 8-25; Shepard 4-21; Holliday 2-14.  
**PASSING:** UL - Masson 16-36-2-159; McGuire 1-1-0-4. LSU - Jefferson 16-25-1-165; Lee 1-1-0-1.  
**RECEIVING:** UL - Green 6-64; Lee 3-16; Aubrey 2-22; Miller 2-22; Sails 2-20; Joseph 1-6; Desormeaux 1-13. LSU - Toliver 6-68; LaFell 3-57; Dickson 3-27; Williams 2-minus 6; Randle 1-15; Mitchell 1-4; Scott 1-1.



# 2009 game RECAPS

## GAME 4

### at Nebraska

	<b>Louisiana</b>	<b>0</b>
	<b>No. 25 Nebraska</b>	<b>55</b>

Sat., Sept. 26, 2009 • Memorial Stadium  
Lincoln, Neb. • Attendance: 86,304

#### Cajuns Shutout at No. 25 Nebraska

LINCOLN, Neb.-Louisiana's Ragin' Cajuns met 25th-ranked Nebraska in a game that not only marked the Cornhuskers' homecoming, but 300th consecutive sell-out of Memorial Stadium.



Nebraska used a series of big plays to take a 34-0 lead just 24 minutes into the game and never looked back, taking the game by a final score of 55-0.

UL did manage to rush for 100 yards against the Cornhuskers' defense - the fourth straight game this season with 100-plus yards rushing.

Chris Masson completed 13-of-22 passes for 102 yards. For the second straight outing his top target was Ladarius Green who hauled in five receptions for 68 yards.

After a three-and-out and short 34-yard punt by the Cajuns, NU needed only three plays and 45 seconds to increase its lead to 10-0.

A 32-yard pass from Masson to Green pushed the Cajuns into NU territory late in the opening quarter. UL was unable to capitalize, as Tyler Albrecht's 50-yard field goal attempt was short.

Zac Lee found Chris Brooks with a four-yard touchdown pass to pad the hosts lead to 20-0 with 12 minutes remaining in the second quarter.

Two Cajuns turnovers then led to a pair of quick scores by the Cornhuskers that upped the lead to 34-0 at halftime.

Louisiana was unsuccessful at moving the ball in the second half which resulted in the shutout. Of their second half drives (five total), four ended in a punt and one ended with a fumble lost. On only two drives did the Cajuns get a fresh set of downs and the longest drive of the second stanza came on team's final possession (10 plays, 28 yards).

#### Scoring Summary

	Louisiana	0	0	0	0	0
Nebraska	13	21	7	14	55	
1st	7:06	NEB - Henery 39 yd field goal				
	5:03	NEB - Cotton fumble recovery (Henery kick)				
	0:08	NEB - Henery 46 yd field goal				
2nd	12:00	NEB - Brooks 4 yd pass from Lee (Henery kick)				
	11:11	NEB - Helu Jr. 2 yd run (Henery kick)				
	6:16	NEB - Asante 74 yd interception return (Henery kick)				
3rd	8:36	NEB - Helu Jr. 2 yd run (Henery kick)				
4th	11:04	NEB - Burkhead 24 yd pass from Green (Henery kick)				
	8:46	NEB - Green 24 yd run (Henery kick)				

#### Team Statistics

	UL	NEB
First Downs	14	21
Rushes-Yards (Net)	37-102	34-133
Passing-Yards (Net)	15/27-120	22/26-300
Total Offense (Plays-Yards)	64-222	60-433
Punt Returns-Yards	1-0	4-67
Kick Returns-Yards	4-67	1-21
Punts-Average	8-43.1	3-45.7
Fumbles-Lost	4-2	2-0
Penalties-Yards	3-14	6-54
Time of Possession	30:03	29:57

#### Individual Statistics

**RUSHING:** UL - Sails 10-41; Walker 12-37; Gautier 6-13; McGuire 5-13; Booker 1-4; Shankle 1-1; Masson 2-(-7). NEB - Helu Jr. 15-83; Burkhead 6-27; Green 3-22; Washington 2-10; Jones 2-9; Okafor 1-9; Lee 3-(-2); TEAM 2-(-25).

**PASSING:** UL - Masson 13-22-1-102; McGuire 2-5-0-18. NEB - Lee 15-18-0-238; Green 7-8-0-62.

**RECEIVING:** UL - Green 5-68; Aubrey 4-27; Lee 1-9; Booker 1-8; Joseph 1-4; Wolfe 1-3; Sails 1-1; Miller 1-0. NEB - Burkhead 4-26; Brooks 3-50; Gilleylen 2-85; McNeill 2-26; Cooper 2-26; Helu Jr. 2-11; Young 1-34; Reed 1-16; Legate 1-11; Paul 1-9; Bell 1-3; Cammack 1-2; Henry 1-1.

## GAME 5

### vs. North Texas

	<b>North Texas</b>	<b>34</b>
	<b>Louisiana</b>	<b>38</b>

Sat., Oct. 10, 2009 • Cajun Field  
Lafayette, La. • Attendance: 12,141

#### Fourth Quarter Rally Gives UL Victory

LAFAYETTE-Louisiana's Ragin' Cajuns were able to fight their way back from a 10-point disadvantage - after allowing North Texas to score 24 unanswered points - to claim a 38-34 win over the Mean Green.



Louisiana scored a pair of fourth quarter touchdowns to stun the Mean Green. Chris Masson completed the comeback when he connected with Marlin Miller for a touchdown pass on third-and-goal with 27 seconds remaining.

After entering the fourth quarter down 34-24, Louisiana was able to pull within three points at the 9:29 mark after a 17-play, 80-yard drive. A Brad McGuire was able to run a quarterback sneak from the one-yard line for the touchdown.

After North Texas moved the ball to their own 48-yard line on the ensuing possession, the Cajuns defense held strong on three straight plays and forced a punt. Following the punt, Masson completed a 20 yard pass to Louis Lee to the NT 38-yard line which put UL on track for the eventual game-winning tally.

After a Jeremy Knott field goal put NT up 3-0, Dwight Bentley intercepted a fourth-and-four pass attempt by Riley Dodge and returned it 70 yards for the Cajuns first score.

The teams traded scores and were tied at 10-all. Masson broke the tie with a 25 yard scamper into the end zone after NT was called for pass interference on the previous play which negated a UL turnover on downs.

UL built a 14-point edge just minutes later after a blocked punt by Richie Falgout was scooped up by Andrew Joseph and returned 33 yards for a score that made it 24-10.

A pair of rushing touchdowns by Lance Dunbar on NT's next two touches forged a 24-all tie heading into halftime.

#### Scoring Summary

	North Texas	3	21	10	0	34
Louisiana	7	17	0	14	38	
1st	8:10	NT - Knott 41 yd field goal				
	0:37	UL - Bentley 70 yd interception return (Albrecht kick)				
2nd	13:57	UL - Albrecht 45 yd field goal				
	9:42	NT - Dunbar 1 yd run (Knott kick)				
	6:14	UL - Masson 25 yd run (Albrecht kick)				
	4:41	UL - Joseph 33 yd blocked punt return (Albrecht kick)				
	3:48	NT - Dunbar 37 yd run (Knott kick)				
	0:37	NT - Dunbar 1 yd run (Knott kick)				
3rd	10:39	NT - Knott 27 yd field goal				
	3:51	NT - Dunbar 1 yd run (Knott kick)				
4th	9:26	UL - McGuire 1 yd run (Albrecht kick)				
	0:27	UL - Miller 4 yd pass from Masson (Albrecht kick)				

#### Team Statistics

	NT	UL
First Downs	23	18
Rushes-Yards (Net)	43-235	38-173
Passing-Yards (Net)	24/38-209	13/29-122
Total Offense (Plays-Yards)	81-444	67-295
Punt Returns-Yards	0-0	1-40
Kick Returns-Yards	7-163	7-108
Punts-Average	4-21.2	6-39.0
Fumbles-Lost	3-1	3-1
Penalties-Yards	11-84	5-65
Time of Possession	35:07	24:53

#### Individual Statistics

**RUSHING:** NT - Dunbar 32-187; Dodge 11-48. UL - Sails 18-93; Masson 8-31; Walker 4-15; McGuire 4-14; Lee 1-4; McCullough 1-0; TEAM 1-(-1); Falgout 1-(-2); Aubrey 0-19.

**PASSING:** NT - Dodge 24-38-3-209. UL - Masson 13-29-0-122.

**RECEIVING:** NT - Jackson 10-73; Outlaw 6-69; Dunbar 2-37; Carey 2-22; Lewis 1-22; Lott 1-8; Mosley 1-(-4); Dodge 1-(-18).

UL - Sails 3-30; Lee 2-30; Green 2-24; Miller 2-22; Falgout 2-11; Lawson 1-4; McCullough 1-1.

## GAME 6

### at Western Kentucky

	<b>Louisiana</b>	<b>30</b>
	<b>Western Kentucky</b>	<b>22</b>

Sat., Oct. 17, 2009 • L.T. Smith Stadium  
Bowling Green, Ky. • Attendance: 11,919

#### Cajuns 2-0 in SBC After Win at WKU

BOWLING GREEN, Ky.-Louisiana's Ragin' Cajuns posted a 30-22 victory over Western Kentucky on Saturday evening at chilly L.T. Smith Stadium. Temperature at kickoff was 48 degrees.



The Cajuns' defense used two interceptions and a fumble recovery to generate excellent field position for the offense. Through three quarters, the Cajuns average starting position was their 35-yard line. That helped the Cajuns generate enough points to hold off WKU.

Quarterbacks Masson and Brad McGuire provided an excellent compliment to each other for the second straight week. Masson finished the game 16-of-25 for 204 yards. He threw a pair of touchdown passes and ran for another. McGuire did not attempt a pass, but ran 11 times for 59 yards, including six that converted on third down.

The Cajuns finished 12-of-19 on third down, while holding WKU to 2-of-8.

After WKU struck first scoring on a 29-yard touchdown pass from Kawaun Jakes to Rod Johnson, it was all Cajuns after that. Louisiana answered, marching 72 yards in 11 plays, scoring on a two-yard touchdown pass from Chris Masson to Matt Desormeaux.

On the team's next possession, Tyler Albrecht nailed a 49-yard field goal to give the Cajuns a 10-7 lead with 2:07 left in the first quarter. An interception by Maurice Rolle, Jr. put the offense back on the field at the Cajuns 43-yard line. Six plays later, Masson found Javone Lawson with a 19-yard touchdown pass to increase the Cajuns lead to 17-7.

The Cajuns were dealt a crushing blow to their offense in the second quarter, as running back Andrea Sails injured his leg and ankle and was carted off the field.

#### Scoring Summary

	Louisiana	10	10	7	3	30
Western Kentucky	7	7	0	8	22	
1st	13:28	WKU - Johnson 29 yd pass from Jakes (Tinius kick)				
	9:00	UL - Desormeaux 2 yd pass from Masson (Albrecht kick)				
	2:07	UL - Albrecht 49 yd field goal				
2nd	13:45	UL - Lawson 19 yd pass from Masson (Albrecht kick)				
	11:51	UL - Albrecht 25 yd field goal				
	7:20	WKU - Rainey 2 yd run (Tinius kick)				
3rd	10:02	UL - Masson 6 yd run (Albrecht kick)				
4th	10:21	UL - Albrecht 25 yd field goal				
	5:11	WKU - Gaebler 23 yd pass from Jakes (Rainey rush)				

#### Team Statistics

	UL	WKU
First Downs	23	15
Rushes-Yards (Net)	58-230	33-167
Passing-Yards (Net)	16/25-204	9/17-141
Total Offense (Plays-Yards)	83-434	50-308
Punt Returns-Yards	3-48	2-2
Kick Returns-Yards	4-83	7-143
Punts-Average	4-38.2	5-41.8
Fumbles-Lost	2-1	1-1
Penalties-Yards	9-75	2-15
Time of Possession	37:48	22:12

#### Individual Statistics

**RUSHING:** UL - Walker 24-94; McGuire 11-59; Sails 13-58; Masson 4-16; Miller 1-15; Lawson 1-(-1); TEAM 3-(-5); Goodlett 1-(-6). WKU - Rainey 19-115; Jakes 7-46; Booker 3-7; Hayden 3-5; Gaebler 1-(-6).

**PASSING:** UL - Masson 16-25-0-204. WKU - Jakes 9-17-2-141.

**RECEIVING:** UL - Aubrey 5-54; Green 4-73; Lawson 3-50; Lee 1-18; Hill 1-5; Desormeaux 1-2; Goodlett 1-2. WKU - Sheppard 2-42; Gaebler 2-29; Jones 2-23; Johnson 1-29; Tammie 1-16; Vasquez 1-2.

# 2009 game RECAPS

season review

## GAME 7

### vs. Florida Atlantic

 Florida Atlantic	51
 Louisiana	29

Sat., Oct. 24, 2009 • Cajun Field  
Lafayette, La. • Attendance: 21,135

#### Owls Spoil Cajuns' Homecoming Game

**LAFAYETTE**—Brad McGuire rushed for three scores, but the Cajuns came up short as Florida Atlantic spoiled the 64th annual Homecoming contest with a 51-29 win.

The loss was the first for Louisiana in Sun Belt Conference play and first at home.

McGuire's three rushing TDs were an individual season-high for UL. He finished the game with seven carries and 33 yards.

On the game's opening drive, FAU's Rusty Smith connected with Chris Bonner on a 70-yard scoring pass.

Just over one minute later, the Cajuns evened the score following a FAU muffed punt return. Chris Masson hit Marlin Miller on an underneath route for a 13-yard strike at 12:03.

The teams traded scores before the first quarter expired to go into the second stanza deadlocked at 14-14.

UL caught a break when Chris Richard blocked an FAU extra point attempt and Dwight Bentley returned it for a defensive PAT. However, Smith and the Owls were able to light up the scoreboard again on the following drive to increase the lead to 27-16 with 6:51 left in the second.

The Cajuns came out in the second half and hit the ground running. Yobes Walker carried the ball nine consecutive times rushing for 52 yards. McGuire capped off the drive with a 10-yard plunge that propelled UL within five points, 27-22.

The Owls had an answer for each UL score, though, and Smith's 64-yard touchdown pass to Bonner put the Owls up 41-29 with 2:57 left to play in the third quarter.

FAU put the game out of reach after a 17-play drive used 9:36 of the fourth quarter.

#### Scoring Summary

Florida Atlantic	14	13	14	10	51
Louisiana	14	2	13	0	29
1st	13:41	FAU - Bonner 70 yd pass from Smith (Gornall kick)			
	12:03	UL - Miller 14 yd pass from Masson (Albrecht kick)			
	6:51	FAU - Jean 20 yd pass from Smith (Gornall kick)			
	0:24	UL - McGuire 9 yd run (Albrecht kick)			
2nd	11:19	FAU - Morris 17 yd run (Gornall kick blocked)			
	11:19	UL - Bentley Defensive PAT			
	6:51	FAU - Harmon 7 yd pass from Smith (Gornall kick)			
	10:38	UL - McGuire 10 yd run (McGuire rush failed)			
3rd	8:11	FAU - Rose 14 yd run (Gornall kick)			
	3:12	UL - McGuire 1 yd run (Albrecht kick)			
	2:57	FAU - Bonner 64 yd pass from Smith (Gornall kick)			
4th	5:14	FAU - Gornall 19 yd field goal			
	2:48	FAU - Morris 47 yd run (Gornall kick)			

#### Team Statistics

	FAU	UL
First Downs	27	20
Rushes-Yards (Net)	41-252	39-163
Passing-Yards (Net)	19/30-372	19/31-209
Total Offense (Plays-Yards)	71-624	70-372
Punt Returns-Yards	3-10	0-0
Kick Returns-Yards	5-106	8-148
Punts-Average	2-36.5	6-44.3
Fumbles-Lost	2-1	1-1
Penalties-Yards	7-51	8-75
Time of Possession	31:16	28:44

#### Individual Statistics

**RUSHING:** FAU - Morris 24-181; Rose 9-56; Stinson 6-9; VanCamp 1-7; Barasch 1-(-1). UL - Walker 21-105; McGuire 7-33; Masson 3-16; Shankle 3-15; Wolfe 1-3; Dupre 1-2; Booker 2-1; Gautier 1-(-12).

**PASSING:** FAU - Smith 18-28-0-359; VanCamp 1-2-0-13.

FIU - Masson 19-30-1-209; TEAM 0-1-0-0.

**RECEIVING:** FAU - Jean 4-62; Gent 3-56; Bonner 2-134; Harmon 2-21; Stinson 2-18; Williams 2-17; Rose 2-9; Morris 1-38; Holley 1-17. UL - Miller 7-115; Shankle 5-43; Aubrey 3-23; Walker 2-18; Booker 1-6; Joseph 1-4.

## GAME 8

### at FIU

 Louisiana	17
 FIU	20

Sat., Oct. 31, 2009 • FIU Stadium  
Miami Fla. • Attendance: 8,593

#### FIU Steals Victory From Cajuns in Overtime

**MIAMI**—Louisiana's Ragin' Cajuns wasted too many chances on Saturday afternoon, falling 20-17 in overtime at FIU stadium.

The two teams were locked in a defensive battle most of the game until the final minutes.

The Cajuns marched down into the FIU red zone with less than three minutes to play and faced a first-and-goal at the FIU six-yard line. The Cajuns could only get to the two-yard line and settled for a 20-yard field goal by Tyler Albrecht.

FIU then moved 69 yards in 13 plays, scoring on a three-yard fourth-and-goal pass from Paul McCall to Greg Ellingson with 10 seconds showing on the clock.

In overtime, FIU scored first on a 24-yard field goal by Dustin Rivest. The Cajuns attempt to answer in their portion of overtime was blocked.

Terrell Richardson recovered a fumble on the second FIU snap to give the Cajuns the ball on the FIU 30-yard line. Three plays later, Yobes Walker rumbled into the end zone from one-yard away, scoring his first career touchdown.

FIU tied the game late in the first quarter thanks to a 12-play, 80-yard drive.

The Cajuns mounted only 25 yards of offense in the second quarter until a long drive gave UL the late lead. Masson directed the team 84 yards in six plays, taking only 1:13 off the clock. Masson connected on long passes of 18 yards to Marlin Miller and 20 yards to Falgout. The Cajuns led 14-7 following a 40-yard pass from Masson to Louis Lee.

In prevent mode, the Cajuns' defense watched the Panthers go 60 yards in 10 plays, kicking a 26-yard field goal to close the gap to 14-10 at the break.

#### Scoring Summary

Louisiana	7	7	0	3	0	17
FIU	7	3	0	7	3	20
1st	11:35	UL - Walker 1 yd run (Albrecht kick)				
	2:02	FIU - Berry 1 yd run (Rivest kick)				
2nd	1:07	UL - Lee 40 yd pass from Masson (Albrecht kick)				
	0:00	FIU - Rivest 26 yd field goal				
4th	2:27	UL - Albrecht 20 yd field goal				
	0:10	FIU - Ellingson 3 yd pass from McCall (Rivest kick)				
OT	0:00	FIU - Rivest, Dustin 24 yd field goal				

#### Team Statistics

	UL	FIU
First Downs	19	24
Rushes-Yards (Net)	44-126	49-145
Passing-Yards (Net)	22/36-254	22/43-250
Total Offense (Plays-Yards)	80-380	92-395
Punt Returns-Yards	2-12	1-14
Kick Returns-Yards	2-43	4-83
Punts-Average	7-47.3	7-48.3
Fumbles-Lost	0-0	3-3
Penalties-Yards	7-46	6-51
Time of Possession	31:50	28:10

#### Individual Statistics

**RUSHING:** UL - Walker 18-40; Miller 5-39; Dupre 4-16; Booker 5-10; Lee 1-7; Shankle 5-6; Masson 3-5; Gautier 2-4; TEAM 1-(-1). FIU - Owens 13-58; Perry 16-47; Berry 7-23; Frierson 2-14; Times 1-5; Mallary 2-2; McCall 8-(-4).

**PASSING:** UL - Masson 22-36-1-254.

FIU - McCall 22-41-1-250; TEAM 0-2-0-0.

**RECEIVING:** UL - Aubrey 4-55; Shankle 4-22; Lee 3-62; Falgout 3-60; Joseph 3-26; Lawson 2-4; Miller 1-18; Walker 1-6; Booker 1-1. FIU - Times 5-60; Perry 4-39; Martinez 3-39; Anderson 3-31; Faucher 2-29; Frierson 2-19; Ellingson 2-19; Berry 1-14.

## GAME 9

### at Arkansas State

 Louisiana	21
 Arkansas State	18

Sat., Nov. 7, 2009 • ASU Stadium  
Jonesboro, Ark. • Attendance: 16,215

#### Cajuns "D" Big in Win at Arkansas State

**JONESBORO, Ark.**—Louisiana's Ragin' Cajuns did something that no Cajuns team had done since 1997 - win in Jonesboro. The Cajuns built a 21-3 lead and then held on for a 21-18 victory.

With ASU trailing by just three points and nearing scoring position at the Cajuns 39-yard line, Lance Kelley made a remarkable interception along the sidelines to stop the Red Wolves in their tracks.

Yobes Walker gained five yards on each of his first three carries to help the Cajuns run out the clock and secure victory.

Kelley's interception put an end to a fourth-quarter rally by ASU which saw backup quarterback Ryan Aplin lead the Red Wolves to two touchdown scores.

Despite allowing two late scores, the Cajuns defense was magnificent. The Cajuns collected three turnovers thanks to a pair of interceptions and a fumble recovery against the Red Wolves. ASU was 0-for-10 on third down.

The Cajuns were handed excellent field position after an opening three-and-out by the Red Wolves. UL marched 56 yards in 11 plays, scoring on a one-yard quarterback sneak by Blaine Gautier.

Chris Masson's fourth rushing score of the season gave the Cajuns a 14-0 lead with 3:07 left in the first half. The hosts cut the Cajuns lead to 14-3 thanks to a 36-yard field goal by Josh Arauco.

UL racked-up 204 yards of offense, while holding ASU to just 61 total yards in the game's first 30 minutes.

In the third quarter, Masson scored his second rushing touchdown of the game on fourth-and-goal from the two-yard line, giving the Cajuns a 21-3 lead.

#### Scoring Summary

Louisiana	7	7	7	0	21
Arkansas State	0	3	0	15	18
1st	8:11	UL - Gautier 1 yd run (Albrecht kick)			
2nd	3:07	UL - Masson 7 yd run (Albrecht kick)			
	0:29	ASU - Arauco 36 yd field goal			
3rd	5:48	UL - Masson 2 yd run (Albrecht kick)			
4th	12:39	ASU - Arnold 2 yd run (Arauco kick)			
	10:10	ASU - Arnold 5 yd run (Aplin rush)			

#### Team Statistics

	UL	ASU
First Downs	25	12
Rushes-Yards (Net)	39-147	28-57
Passing-Yards (Net)	28/40-229	11/24-182
Total Offense (Plays-Yards)	79-376	52-239
Punt Returns-Yards	2-18	0-0
Kick Returns-Yards	3-56	4-90
Punts-Average	4-32.8	5-45.0
Fumbles-Lost	2-2	4-1
Penalties-Yards	7-55	8-70
Time of Possession	35:38	24:22

#### Individual Statistics

**RUSHING:** UL - Walker 12-51; Miller 11-33; Masson 7-30; Hill 1-17; Joseph 1-12; McCullough 1-9; Lawson 1-3; TEAM 2-0; Dupre 1-minus 1; Gautier 2-minus 7. ASU - Arnold 10-38; Leonard 6-25; Aplin 6-7; Lawson 2-7; Robertson 1-5; Jones 2-0; TEAM 1-(-25).

**PASSING:** UL - Masson 28-40-0-229.

ASU - Aplin 8-14-1-147; Leonard 3-10-1-35

**RECEIVING:** UL - Miller 8-36; Joseph 5-60; Aubrey 4-33; Hill 3-27; Lee 3-21; Lawson 2-28; Wolfe 2-11; Falgout 1-13. ASU - Clements 4-55; Stockemer 2-89; Gillott 2-19; Blake 1-8; McLennan 1-6; Thompkins 1-5.



# 2009 game RECAPS

## GAME 10

### at Middle Tennessee

	<b>Louisiana</b>	<b>17</b>
	<b>Middle Tennessee</b>	<b>34</b>

Sat., Nov. 14, 2009 • Johnny "Red" Floyd Stadium  
Murfreesboro, Tenn. • Attendance: 16,411

#### MT Overtakes Louisiana in Second Half

**MURFREESBORO, Tenn.**-Louisiana had a 17-14 halftime lead, but couldn't hold off Middle Tennessee, falling 34-17.

The hosts regained the lead with the opening possession of the second half and never looked back.

Starting from their 40-yard line, Dwight Dasher ripped off a 46-yard rush to the Cajuns 14-yard line. After a false start penalty, Dasher connected with Garrett Andrews on a 19-yard touchdown for a 21-17 lead.

After allowing only four sacks all season, the Cajuns fell victim to five sacks by the Blue Raiders.

Chris Masson finished 25-of-43 for 220 yards and one touchdown, but the Cajuns couldn't get the ground game going, finishing with only 73 yards on 32 carries.

Dasher was 16-of-25 passing for 219 yards. D.D. Kyles had 177 yards rushing as MT rolled to 506 yards of total offense - 335 in the second half.

The Cajuns took the opening kickoff and drove 79 yards in 14 plays to grab an early 7-0 lead.

Six plays into MT's first possession, Dasher hit Patrick Honeycutt with a 17-yard touchdown pass to tie the game.

UL took a 10-7 lead early in the second quarter on a 24-yard field goal by Tyler Albrecht.

After the Cajuns blocked a field goal attempt by MT, Jamari Lattimore stepped in front of Masson's next pass attempt and returned the ball 20 yards for a touchdown and a 14-10 lead.

The Cajuns re-took the lead with nine seconds remaining in the second quarter on a seven-yard pass from Masson to Vernon Wolfe. The score capped a nine-play, 72-yard drive that lasted just 1:03. The score marked the sixth time UL scored in the final 90 seconds of a half this season.

#### Scoring Summary

Louisiana	7	10	0	0	17
Middle Tennessee	7	7	10	10	34

1st 9:19 UL - Masson 3 yd run (Albrecht kick)  
7:30 MT - Honeycutt 18 yd pass from Dasher (Gendreau kick)  
2nd 9:56 UL - Albrecht 24 yd field goal  
6:24 MT - Lattimore 20 yd interception return (Gendreau kick)  
0:09 UL - Wolfe 7 yd pass from Masson (Albrecht kick)  
3rd 14:05 MT - Andrews 19 yd pass from Dasher (Gendreau kick)  
1:29 MT - Gendreau 30 yd field goal  
4th 13:16 MT - Gee 7 yd run (Gendreau kick)  
9:16 MT - Gendreau 30 yd field goal

#### Team Statistics

	UL	MT
First Downs	20	21
Rushes-Yards (Net)	32-73	50-287
Passing-Yards (Net)	25/43-220	16/25-219
Total Offense (Plays-Yards)	75-293	75-506
Punt Returns-Yards	1-3	1-0
Kick Returns-Yards	7-164	4-29
Punts-Average	7-41.3	5-37.8
Fumbles-Lost	2-1	1-0
Penalties-Yards	2-19	9-89
Time of Possession	31:24	28:36

#### Individual Statistics

**RUSHING:** UL - Walker 10-22; Miller 3-17; Masson 16-16; Gautier 1-11; Joseph 2-7. MT - Kyles 20-177; Dasher 17-89; Gee 5-17; Burnette 3-10; Cunningham 4-2; TEAM 1-(8).  
**PASSING:** UL - Masson 25-43-1-220. MT - Dasher 16-25-0-219.  
**RECEIVING:** UL - Falgout 6-76; Joseph 5-30; Lee 4-26; Aubrey 3-47; Miller 3-(2); Wolfe 2-22; Hill 2-21. MT - Andrews 4-80; Honeycutt 3-42; McDonald 3-17; Kyles 2-10; Blissard 1-40; Caldwell 1-14; McClover 1-10; Turner 1-6.

## GAME 11

### vs. La.-Monroe

	<b>La.-Monroe</b>	<b>17</b>
	<b>Louisiana</b>	<b>21</b>

Sat., Nov. 21, 2009 • Cajun Field  
Lafayette, La. • Attendance: 8,689

#### Late Bounces Go Cajuns Way and Seal Victory

**LAFAYETTE**-Brad McGuire crossed the goal line with 7:16 remaining to put Louisiana in the lead for good, 21-17, and two key Louisiana-Monroe mistakes sealed the victory.

On the ensuing possession, the Warhawks were posed with a fourth-and-one at the UL 37. The Cajuns caught a break as UL Monroe was whistled for a false start penalty that forced a punt.

UL was then forced to punt with 1:38 remaining. Another bounce went the Cajuns way after Luther Ambrose muffed the punt return and Grant Fleming recovered.

With the Warhawks out of timeouts, the Ragin' Cajuns were able to kneel the ball twice and run out the clock.

Chris Masson went over 200 yards passing for the sixth straight game, finishing 16-of-27 for 252 yards. Ladarius Green turned in a career night as he posted seven receptions and 131 yards receiving, both totals being career highs.

Yobes Walker capped off a 70-yard, eight-play drive with a one-yard touchdown run on the game's opening drive for a quick 7-0 lead at 12:03 of the first quarter.

The Warhawks were able to knot the game at 7-7 with 12:34 left in the second quarter, after driving 89-yards in 12 plays with Trey Revell rushing four yards for the score.

After a missed 49-yard field goal by UL, the Warhawks took over at their own 32-yard line. UL Monroe drove 54 yards in seven plays, settling for a 32-yard field goal after a touchdown pass on a previous play was overturned by review.

The Cajuns countered with a scoring drive of their own at the end of the half. Brad McGuire scored on a quarterback keeper from one yard out to take a 14-10 lead. Three plays prior, Green caught a 52-yard pass stumbling his way to the four-yard line.

#### Scoring Summary

La.-Monroe	0	10	7	0	17
Louisiana	7	7	0	7	21

1st 12:03 UL - Walker 1 yd run (Albrecht kick)  
2nd 12:34 ULM - Revell 4 yd run (Jabour kick)  
3:21 ULM - Jabour 32 yd field goal  
0:12 UL - McGuire 1 yd run (Albrecht kick)  
3rd 2:41 ULM - Milton 11 yd pass from Revell (Jabour kick)  
4th 7:16 UL - McGuire 1 yd run (Albrecht kick)

#### Team Statistics

	ULM	UL
First Downs	16	17
Rushes-Yards (Net)	43-212	39-62
Passing-Yards (Net)	8/12-91	16/27-252
Total Offense (Plays-Yards)	55-303	66-314
Punt Returns-Yards	2(-5)	1-0
Kick Returns-Yards	4-86	3-42
Punts-Average	3-33.3	5-36.8
Fumbles-Lost	1-1	2-1
Penalties-Yards	7-38	6-60
Time of Possession	30:26	29:34

#### Individual Statistics

**RUSHING:** ULM - Goodin 22-108; Ambrose 3-55; Revell 13-41; Lovett 3-9; McNeal 1-0; TEAM 1-(1). UL - Miller 11-33; Walker 7-12; McGuire 7-11; Dupre 5-10; Joseph 2-7; Falgout 1-1; Desormeaux 1-(1); TEAM 2-(3); Masson 3-(8).  
**PASSING:** ULM - Revell 8-12-2-91. UL - Masson 16-27-0-252  
**RECEIVING:** ULM - McNeal 4-51; McCoy 1-19; Milton 1-11; Jordan 1-6; Taylor 1-4. UL - Green 7-131; Lawson 2-26; Falgout 1-26; Hill 1-23; Lee 1-18; Joseph 1-12; Dupre 1-7; Walker 1-7; Miller 1-2.

## GAME 12

### vs. Troy

	<b>Troy</b>	<b>48</b>
	<b>Louisiana</b>	<b>31</b>

Sat., Nov. 28, 2009 • Cajun Field  
Lafayette, La. • Attendance: 12,245

#### UL Rally Erased in Fourth Quarter

**LAFAYETTE**-Louisiana overcame a 24-0 deficit by scoring 25 unanswered points, but a 67-yard completion on the final play of the third quarter pulled Troy out of the shadow of its' end zone and led to 17 unanswered points and the victory.

The Trojans kicked a field goal to reclaim the lead for good with 13:01 remaining in the game.

The Trojans then turned around the field position on the Cajuns - holding them to three-and-out on the next two drives - and scored touchdowns on the next two possessions to open a 41-25 lead by the 4:47 mark.

UL saw three quarterback pass for 100 yards - Chris Masson (16-of-25, 187 yards), Brad McGuire (9-of-17, 119 yards) and Blaine Gautier (5-of-8, 109 yards).

McGuire completed a 91-yard touchdown pass to Ladarius Green with 1:15 left in the third quarter allowing the Cajuns to take their first lead of the contest at 25-24.

An interception by Troy on the game's opening drive set-up the Trojans at the Cajuns three-yard line. Shawn Southward waltzed into the end zone untouched to put the Trojans up 7-0 with 12:50 left in the first quarter.

When Southward scored his second rushing TD of the night at 12:07 of the second quarter the Trojans led 24-0.

UL put its first points of the game with a 6-yard run by McGuire. That capped off a 12-play, 82-yard drive that took 5:36 off the clock.

The Cajuns added another score before the half. Masson hit Luke Aubrey with a 57-yard catch-and-run. That play pulled UL within 24-13 with 4:30 left in the opening half.

The Cajuns moved within five points after a 15-play, 78-yard drive that took 6:12 off the clock in the third quarter.

#### Scoring Summary

Troy	14	10	0	24	48
Louisiana	0	13	12	6	31

1st 12:50 TROY - Southward 3 yd run (Taylor kick)  
3:49 TROY - Bruce 17 yd pass from Brown (Taylor kick)  
2nd 14:15 TROY - Taylor 31 yd field goal  
12:07 TROY - Southward 23 yd run (Taylor kick)  
6:31 UL - McGuire 6 yd run (Albrecht kick)  
4:30 UL - Aubrey 57 yd pass from Masson (Albrecht kick failed)  
3rd 8:08 UL - Green 1 yd pass from McGuire (Albrecht kick failed)  
4:11 UL - Green 91 yd pass from McGuire (McGuire pass failed)  
4th 13:01 TROY - Taylor 26 yd field goal  
10:44 TROY - Gill 14 yd pass from Brown (Taylor kick)  
4:47 TROY - Jernigan 26 yd pass from Brown (Taylor kick)  
2:16 UL - Wolfe 9 yd pass from Gautier (Gautier pass failed)  
2:10 TROY - Willis 38 yd kickoff return (Taylor kick)

#### Team Statistics

	TROY	UL
First Downs	22	26
Rushes-Yards (Net)	35-220	37-148
Passing-Yards (Net)	20/31-293	30/50-415
Total Offense (Plays-Yards)	66-513	87-563
Punt Returns-Yards	0-0	1(-1)
Kick Returns-Yards	5-138	3-34
Punts-Average	3-40.3	6-34.8
Fumbles-Lost	2-1	4-1
Penalties-Yards	11-88	9-90
Time of Possession	25:55	34:05

#### Individual Statistics

**RUSHING:** Troy - Southward 15-152; Harris 12-48; Jernigan 4-23; Brown 4(-17); Brown 0-14. UL - Miller 5-42; McGuire 15-32; Walker 5-19; Dupre 5-18; Gautier 2-15; Masson 4-15; Lawson 1-7.  
**PASSING:** Troy - Brown 20-31-1-293; Jernigan 0-0-0-0. UL - Masson 16-25-1-187; Gautier 9-17-0-119; McGuire 5-8-0-109.  
**RECEIVING:** Troy - Jernigan 5-142; Bruce 4-50; Gill 3-34; Reeves 2-15; Marcum 2-13; Southward 2-10; Cherry 1-24; Silvo 1-5. UL - Aubrey 7-130; Green 5-119; Falgout 4-32; Hill 4-28; Miller 3-43; Wolfe 3-35; Shankle 1-13; Lee 1-9; Joseph 1-6; Lawson 1-0.

# 2009 final STATISTICS

season review

## 2009 Game-by-Game Results

Record	Overall	Home	Away	Neutral
All Games	(6-6)	(4-2)	(2-4)	(0-0)
Sun Belt	(4-4)	(2-2)	(2-2)	(0-0)
Non-Conference	(2-2)	(2-0)	(0-2)	(0-0)

Date	Opponent	Result	Attendance
Sept. 5	SOUTHERN	W, 42-19	41,357
Sept. 12	KANSAS STATE	W, 17-15	16,431
Sept. 19	at #9 Louisiana State	L, 3-31	92,443
Sept. 26	at #25 Nebraska	L, 0-55	86,304
Oct. 10	NORTH TEXAS	W, 38-34	12,141
Oct. 17	at Western Kentucky	W, 30-22	11,919
Oct. 24	FLORIDA ATLANTIC	L, 29-51	21,135
Oct. 31	at FIU	L, 17-20 (OT)	8,593
Nov. 7	at Arkansas State	W, 21-18	16,215
Nov. 14	at Middle Tennessee	L, 17-34	16,411
Nov. 21	LOUISIANA-MONROE	W, 21-17	8,689
Nov. 28	TROY	L, 31-48	12,245

• Sun Belt Conference game

## Team Statistics

	UL	OPP
<b>SCORING</b>	<b>266</b>	<b>364</b>
Points Per Game	22.2	30.3
<b>FIRST DOWNS</b>	<b>240</b>	<b>238</b>
Rushing	102	106
Passing	120	118
Penalty	18	14
<b>RUSHING YARDAGE</b>	<b>1643</b>	<b>2183</b>
Yards gained rushing	1824	2439
Yards lost rushing	181	256
Rushing Attempts	460	474
Average Per Rush	3.6	4.6
Average Per Game	136.9	181.9
Rushing Touchdowns	19	22
<b>PASSING YARDAGE</b>	<b>2698</b>	<b>2669</b>
Completions-Attempts-INT	240-406-8	202-336-16
Average Per Pass	6.6	7.9
Average Per Catch	11.2	13.2
Average Per Game	224.8	222.4
Passing Touchdowns	14	21
<b>TOTAL OFFENSE</b>	<b>4341</b>	<b>4852</b>
Total Plays	866	810
Average Per Play	5.0	6.0
Average Per Game	361.8	404.3
<b>Kick Returns/Yards</b>	<b>52-939</b>	<b>54-1088</b>
<b>Punt Returns/Yards</b>	<b>16-144</b>	<b>20-123</b>
<b>Interception Returns/Yards</b>	<b>16-183</b>	<b>8-214</b>
<b>Fumbles/Lost</b>	<b>26-15</b>	<b>22-10</b>
<b>Penalties/Yards</b>	<b>66-590</b>	<b>88-718</b>
<b>Punts/Yards</b>	<b>66-2682</b>	<b>50-2043</b>
Time Of Possession/Game	30:09	29:51
<b>Third-Down Conversions</b>	<b>78-of-184</b>	<b>77-of-168</b>
<b>Fourth-Down Conversions</b>	<b>12-of-19</b>	<b>11-of-18</b>
<b>Sacks By-Yards</b>	<b>16-117</b>	<b>13-86</b>
<b>Attendance</b>	<b>111,998</b>	<b>231,885</b>
Games/Average Per Game	6/18,666	6/38,648

## Score By Quarters

	1ST	2ND	3RD	4TH	OT	TOTAL
Louisiana	66	111	46	43	0	266
Opponents	86	105	55	115	3	364

## Individual Statistics

RUSHING	GP	ATT	GAIN	LOSS	NET	AVG	TD	LG	AVG/G
Undrea Sails	6	97	446	14	432	4.5	2	40	72.0
Yobes Walker	10	116	421	9	412	3.6	2	23	41.2
Brad McGuire	8	53	217	20	197	3.7	7	21	24.6
Chris Masson	12	62	265	73	192	3.1	6	25	16.0
Marlin Miller	12	37	189	5	184	5.0	0	15	15.3
Matt Dupre	12	18	50	3	47	2.6	0	9	3.9
Julian Shankle	7	14	42	4	38	2.7	1	9	5.4
Andrew Joseph	12	6	33	1	32	5.3	0	12	2.7
Draylon Booker	11	15	32	2	30	2.0	0	8	2.7
Blaine Gautier	8	14	45	21	24	1.7	1	11	3.0
Geoffrey McCullough	11	6	23	0	23	3.8	0	9	2.1
Luke Aubrey	12	0	19	0	19	0.0	0	0	1.6
Pierre Hill	12	1	17	0	17	17.0	0	17	1.4
Louis Lee	12	2	11	0	11	5.5	0	7	0.9
Javone Lawson	12	3	10	1	9	3.0	0	7	0.8
Vernon Wolfe	11	1	3	0	3	3.0	0	3	0.3
Matt Desormeaux	10	1	0	1	-1	-1.0	0	0	-0.1
Richie Falgout	7	2	1	2	-1	-0.5	0	1	-0.1
Ross Goodlett	9	1	0	6	-6	-6.0	0	0	-0.7
TEAM	8	11	0	19	-19	-1.7	0	0	-2.4
<b>Louisiana</b>	<b>12</b>	<b>460</b>	<b>1824</b>	<b>181</b>	<b>1643</b>	<b>3.6</b>	<b>19</b>	<b>40</b>	<b>136.9</b>
<b>Opponents</b>	<b>12</b>	<b>474</b>	<b>2439</b>	<b>256</b>	<b>2183</b>	<b>4.6</b>	<b>22</b>	<b>53</b>	<b>181.9</b>

PASSING	GP	EFFIC	CMP-ATT-INT	PCT	YARDS	TD	LG	AVG/G
Chris Masson	12	118.3	222-373-8	59.5	2406	10	57	200.5
Blaine Gautier	8	131.2	9-17-0	52.9	119	1	22	14.9
Brad McGuire	8	182.9	8-14-0	57.1	131	2	91	16.4
TEAM	8	0.0	0-1-0	0.0	0	0	0	0.0
Richie Falgout	7	782.8	1-1-0	100.0	42	1	42	6.0
<b>Louisiana</b>	<b>12</b>	<b>122.4</b>	<b>240-406-8</b>	<b>59.1</b>	<b>2698</b>	<b>14</b>	<b>91</b>	<b>224.8</b>
<b>Opponents</b>	<b>12</b>	<b>137.9</b>	<b>202-336-16</b>	<b>60.1</b>	<b>2669</b>	<b>21</b>	<b>70</b>	<b>222.4</b>

RECEIVING	GP	NO	YARDS	AVG	TD	LG	AVG/G
Luke Aubrey	12	41	456	11.1	3	57	38.0
Marlin Miller	12	37	325	8.8	2	40	27.1
Ladarius Green	9	32	533	16.7	2	91	59.2
Louis Lee	12	24	312	13.0	1	44	26.0
Andrew Joseph	12	22	178	8.1	0	31	14.8
Richie Falgout	7	18	221	12.3	0	33	31.6
Pierre Hill	12	14	174	12.4	1	42	14.5
Javone Lawson	12	12	124	10.3	1	22	10.3
Julian Shankle	7	10	78	7.8	0	13	11.1
Undrea Sails	6	9	122	13.6	1	56	20.3
Vernon Wolfe	11	8	71	8.9	2	17	6.5
Draylon Booker	11	4	48	12.0	0	33	4.4
Yobes Walker	10	4	31	7.8	0	9	3.1
Matt Desormeaux	10	2	15	7.5	1	13	1.5
Matt Dupre	12	1	7	7.0	0	7	0.6
Ross Goodlett	9	1	2	2.0	0	2	0.2
Geoffrey McCullough	11	1	1	1.0	0	1	0.1
<b>Louisiana</b>	<b>12</b>	<b>240</b>	<b>2698</b>	<b>11.2</b>	<b>14</b>	<b>91</b>	<b>224.8</b>
<b>Opponents</b>	<b>12</b>	<b>202</b>	<b>2669</b>	<b>13.2</b>	<b>21</b>	<b>70</b>	<b>222.4</b>

SCORING	TD	FGs	KICK	RUSH	RCV	PASS	DXP	SAF	POINTS
Tyler Albrecht	0	8-11	30-32	0-0	0	0-0	0	0	54
Brad McGuire	7	0-0	0-0	0-1	0	0-1	0	0	42
Chris Masson	6	0-0	0-0	0-0	0	0-0	0	0	36
Undrea Sails	3	0-0	0-0	0-0	0	0-0	0	0	18
Luke Aubrey	3	0-0	0-0	0-0	0	0-0	0	0	18
Ladarius Green	2	0-0	0-0	0-0	0	0-0	0	0	12
Vernon Wolfe	2	0-0	0-0	0-0	0	0-0	0	0	12
Yobes Walker	2	0-0	0-0	0-0	0	0-0	0	0	12
Marlin Miller	2	0-0	0-0	0-0	0	0-0	0	0	12
Dwight Bentley	1	0-0	0-0	0-0	0	0-0	1	0	8
Blaine Gautier	1	0-0	0-0	0-0	0	0-1	0	0	6
Pierre Hill	1	0-0	0-0	0-0	0	0-0	0	0	6
Javone Lawson	1	0-0	0-0	0-0	0	0-0	0	0	6
Andrew Joseph	1	0-0	0-0	0-0	0	0-0	0	0	6
Matt Desormeaux	1	0-0	0-0	0-0	0	0-0	0	0	6
Louis Lee	1	0-0	0-0	0-0	0	0-0	0	0	6
Julian Shankle	1	0-0	0-0	0-0	0	0-0	0	0	6
<b>Louisiana</b>	<b>35</b>	<b>8-11</b>	<b>30-32</b>	<b>0-1</b>	<b>0</b>	<b>0-2</b>	<b>1</b>	<b>0</b>	<b>266</b>
<b>Opponents</b>	<b>46</b>	<b>14-19</b>	<b>40-43</b>	<b>2-2</b>	<b>0</b>	<b>0-1</b>	<b>0</b>	<b>1</b>	<b>364</b>

ALL PURPOSE (Top 5)	G	RUSH	REC	PR	KOR	IR	TOT	AVG/G
Louis Lee	12	11	312	50	390	0	763	63.6
Marlin Miller	12	184	325	0	229	0	738	61.5
Undrea Sails	6	432	122	0	0	0	554	92.3
Ladarius Green	9	0	533	0	0	0	533	59.2
Luke Aubrey	12	19	456	0	0	0	475	39.6
<b>Louisiana</b>	<b>12</b>	<b>1643</b>	<b>2698</b>	<b>144</b>	<b>939</b>	<b>183</b>	<b>5607</b>	<b>467.2</b>
<b>Opponents</b>	<b>12</b>	<b>2183</b>	<b>2669</b>	<b>123</b>	<b>1088</b>	<b>214</b>	<b>6277</b>	<b>523.1</b>

TOTAL OFFENSE (Top 5)	G	PLAYS	RUSH	PASS	TOTAL	AVG/G
Chris Masson	12	435	192	2406	2598	216.5
Undrea Sails	6	97	432	0	432	72.0
Yobes Walker	10	116	412	0	412	41.2
Brad McGuire	8	67	197	131	328	41.0
Marlin Miller	12	37	184	0	184	15.3
<b>Louisiana</b>	<b>12</b>	<b>866</b>	<b>1643</b>	<b>2698</b>	<b>4341</b>	<b>361.8</b>
<b>Opponents</b>	<b>12</b>	<b>810</b>	<b>2183</b>	<b>2669</b>	<b>4852</b>	<b>404.3</b>



# 2009 final STATISTICS

season review



PUNT RETURNS	NO	YARDS	AVG	TD	LG
Louis Lee	8	50	6.2	0	17
Orkeys Auriene	6	54	9.0	0	25
TEAM	1	0	0.0	0	0
Richie Falgout	1	7	7.0	0	0
Andrew Joseph	0	33	0.0	1	33
<b>Louisiana</b>	<b>16</b>	<b>144</b>	<b>9.0</b>	<b>1</b>	<b>33</b>
<b>Opponents</b>	<b>20</b>	<b>123</b>	<b>6.2</b>	<b>0</b>	<b>33</b>

INTERCEPTIONS	NO	YARDS	AVG	TD	LG
Gerren Blount	3	45	15.0	0	24
Maurice Rolle	3	13	4.3	0	12
Dwight Bentley	3	93	31.0	1	70
Orkeys Auriene	2	11	5.5	0	10
Lance Kelley	2	10	5.0	0	10
Hall Davis	1	0	0.0	0	0
Grant Fleming	1	0	0.0	0	0
Antwyn Zanders	1	11	11.0	0	11
<b>Louisiana</b>	<b>16</b>	<b>183</b>	<b>11.4</b>	<b>1</b>	<b>70</b>
<b>Opponents</b>	<b>8</b>	<b>214</b>	<b>26.8</b>	<b>2</b>	<b>74</b>

KICK RETURNS	NO	YARDS	AVG	TD	LG
Louis Lee	20	390	19.5	0	40
Marlin Miller	12	229	19.1	0	29
Javone Lawson	7	135	19.3	0	30
Orkeys Auriene	7	107	15.3	0	31
Julian Shankle	2	29	14.5	0	16
Blaine Gautier	2	31	15.5	0	17
Brandon Williams	1	9	9.0	0	9
Andrew Joseph	1	9	9.0	0	9
<b>Louisiana</b>	<b>52</b>	<b>939</b>	<b>18.1</b>	<b>0</b>	<b>40</b>
<b>Opponents</b>	<b>54</b>	<b>1088</b>	<b>20.1</b>	<b>1</b>	<b>50</b>

FIELD GOALS	FGM-FGA	PCT	01-19	20-29	30-39	40-49	50-99	LG	BLK
Tyler Albrecht	8-11	72.7	0-0	4-5	0-0	4-5	0-1	49	1

FIELD GOAL SEQUENCE	LOUISIANA	OPPONENTS
Southern	-	-
Kansas State	(48)	24,47
Louisiana State	(40)	(52)
Nebraska	50	(39),(46)
North Texas	(45)	(41),(27)
Western Kentucky	(49),(25),(25)	-
Florida Atlantic	-	36,(19)
FIU	(20),29	(26),(24)
Arkansas State	-	(36)
Middle Tennessee	(24)	35,(30),(30)
Louisiana-Monroe	49	(32),27
Troy	-	(31),(26)

Numbers in (parentheses) indicate field goal was made

PUNTING	NO	YARDS	AVG	LONG	TB	FC	I20	50+	BLKD
Spencer Ortego	66	2682	40.6	60	4	15	15	13	0
<b>Louisiana</b>	<b>66</b>	<b>2682</b>	<b>40.6</b>	<b>60</b>	<b>4</b>	<b>15</b>	<b>15</b>	<b>13</b>	<b>0</b>
<b>Opponents</b>	<b>50</b>	<b>2043</b>	<b>40.9</b>	<b>65</b>	<b>5</b>	<b>10</b>	<b>21</b>	<b>9</b>	<b>1</b>

## Louisiana Team Game-by-Game Comparison

Opponent	Score	1st Downs	[-RUSHING-] Number-Yards	[-PASSING-] Attempts-Comp-Int	Yards	[-TOTAL OFFENSE-] Plays	Yards	Return Yards	Penalty Yards	TO
SOUTHERN	42-19	24/18	39-208 / 36-115	19-25-0 / 20-34-3	325/265	64/70	533/380	87/130	25/64	2/3
KANSAS STATE	17-15	16/16	29-102 / 46-196	20-36-1 / 14-30-1	185/181	65/76	287/377	38/101	39/64	3/2
at Louisiana State	3-31	18/23	29-109 / 36-164	17-37-2 / 17-26-1	163/166	66/62	272/330	115/102	27/50	3/1
at Nebraska	0-55	14/21	37-102 / 34-133	15-27-1 / 22-26-0	120/300	64/60	222/433	67/183	14/54	3/0
NORTH TEXAS-	38-34	18/23	38-173 / 43-235	13-29-0 / 24-38-3	122/209	67/81	295/444	245/163	65/84	1/4
at Western Kentucky-	30-22	23/15	58-230 / 33-167	16-25-0 / 9-17-2	204/141	83/50	434/308	154/145	75/15	1/3
FLORIDA ATLANTIC-	29-51	20/27	39-163 / 41-252	19-31-1 / 19-30-0	209/372	70/71	372/624	148/116	75/51	2/1
at FIU-	17-20	19/24	44-126 / 49-145	22-36-1 / 22-43-1	254/250	80/92	380/395	55/100	46/51	1/4
at Arkansas State-	21-18	25/12	39-147 / 28-57	28-40-0 / 11-24-2	229/182	79/52	376/239	95/90	55/70	2/3
at Middle Tennessee-	17-34	20/21	32-73 / 50-287	25-43-1 / 16-25-0	220/219	75/75	293/506	167/49	19/89	2/0
LOUISIANA-MONROE-	21-17	17/16	39-62 / 43-212	16-27-0 / 8-12-2	252/91	66/55	314/303	62/81	60/38	1/3
TROY-	31-48	26/22	37-148 / 35-220	30-50-1 / 20-31-1	415/293	87/66	563/513	33/186	90/88	2/2
<b>Totals</b>	<b>266-364</b>	<b>240/238</b>	<b>460-1643 / 474-2183</b>	<b>240-406-8 / 202-336-16</b>	<b>2698/2669</b>	<b>866/810</b>	<b>4341/4852</b>	<b>1266/1446</b>	<b>590/718</b>	<b>23/26</b>

Opponent	3rd Dwn Conversions	4th Dwn Conversions	TOP	TOP Margin	Yds/Rush	Yds/Pass	Yds/Play	Punts-Avg.
SOUTHERN	6-9 / 11-18	1-1 / 1-2	26:22 / 33:38	-7:16	5.3 / 3.2	13.0/7.8	8.3/5.4	2-54.0 / 4-48.5
KANSAS STATE	7-15 / 3-16	0-0 / 3-4	23:29 / 36:31	-13:02	3.5 / 4.3	5.1/6.0	4.4/5.0	7-39.1 / 6-40.0
at Louisiana State	6-16 / 7-12	2-4 / 0-1	28:01 / 31:59	-3:58	3.8 / 4.6	4.4/6.4	4.1/5.3	4-39.5 / 3-44.0
at Nebraska	5-16 / 6-11	1-1 / 0-0	30:03 / 29:57	0:06	2.8 / 3.9	4.4/11.5	3.5/7.2	8-43.1 / 3-45.7
NORTH TEXAS-	4-15 / 8-16	1-2 / 1-2	24:53 / 35:07	-10:14	4.6 / 5.5	4.2/5.5	4.4/5.5	6-39.0 / 4-21.2
at Western Kentucky-	12-19 / 2-8	0-0 / 0-1	37:48 / 22:12	15:36	4.0 / 5.1	8.2/8.3	5.2/6.2	4-38.2 / 5-41.8
FLORIDA ATLANTIC-	5-13 / 9-14	1-1 / 0-0	28:44 / 31:16	-2:32	4.2 / 6.1	6.7/12.4	5.3/8.8	6-44.3 / 2-36.5
at FIU-	4-18 / 10-21	2-4 / 2-2	31:50 / 28:10	3:40	2.9 / 3.0	7.1/5.8	4.8/4.3	7-47.3 / 7-48.3
at Arkansas State-	10-16 / 0-10	1-2 / 3-3	35:38 / 24:22	11:16	3.8 / 2.0	5.7/7.6	4.8/4.6	4-32.8 / 5-45.0
at Middle Tennessee-	7-17 / 9-19	0-1 / 1-2	31:24 / 28:36	2:48	2.3 / 5.7	5.1/8.8	3.9/6.7	7-41.3 / 5-37.8
LOUISIANA-MONROE-	6-14 / 7-11	2-2 / 0-0	29:34 / 30:26	0:52	1.6 / 4.9	9.3/7.6	4.8/5.5	5-36.8 / 3-33.3
TROY-	6-16 / 5-12	1-1 / 0-1	34:05 / 25:55	8:10	4.0 / 6.3	8.3/9.5	6.5/7.8	6-34.8 / 3-40.3
<b>Totals</b>	<b>78-184 / 77-168</b>	<b>12-19 / 11-18</b>	<b>361:51 / 358:09</b>	<b>3:42</b>	<b>3.6 / 4.6</b>	<b>6.6 / 7.9</b>	<b>5.0 / 6.0</b>	<b>66-40.6 / 50-40.9</b>


Note: Game totals are displayed in the format TEAM/OPPONENT for each category

# 2009 defensive STATISTICS


season review

DEFENSIVE LEADERS (TOP 25)	GP	-----Tackles-----			TFL/Yds	-Sacks-		---Pass Def---		-Fumbles-		Blkd	
		Solo	Ast	Total		No-Yds	Int-Yds	BrUp	QBH	Rcv-Yds	FF	Kick	Saf
41 Antwyne Zanders	12	63	40	103	10.0-22	1.0-6	1-11	3	.	1-0	2	.	.
47 Grant Fleming	12	56	33	89	1.0-2	.	1-0	1	1	1-0	3	.	.
53 Jezreel Washington	12	45	18	63	5.0-19	3.0-13	.	1	.	.	.	.	.
5 Dwight Bentley	12	49	9	58	2.5-13	1.0-8	3-93	5	.	1-0	1	.	.
4 Daylon McCoy	9	34	21	55	4.5-12	1.5-6	.	2	2	.	1	.	.
2 Orkeys Auriene	12	36	9	45	.	.	2-11	6	.	.	1	1	.
30 Gerren Blount	10	21	15	36	.	.	3-45	1	.	.	.	.	.
36 Maurice Rolle	10	28	5	33	.	.	3-13	3	.	.	.	.	.
90 Derreck Dean	12	16	17	33	2.5-3	.	.	.	.	.	2	.	.
21 Lance Kelley	11	24	8	32	2.0-3	.	2-10	4	.	.	1	.	.
37 Devon Lewis-Buchanan	12	15	9	24	.	.	.	1	.	.	.	.	.
98 Jordan Topp	11	7	15	22	2.0-5	.	.	.	.	3-0	.	1	.
99 Tyrell Gaddies	12	12	10	22	4.5-35	2.5-29	.	.	2	.	.	.	.
93 Hall Davis	12	12	10	22	4.5-27	3.0-25	1-0	1	1	.	1	.	.
20 Chris Richard	8	14	6	20	.	.	.	2	.	.	.	1	.
94 Jermaine Rogers	12	11	8	19	.	.	.	.	.	.	1	.	.
24 Phillip Nevels	12	8	11	19	.	.	.	.	.	.	.	.	.
97 Terrell Richardson	12	9	10	19	2.0-4	.	.	2	.	1-0	.	.	.
96 Chris Lanaux	12	7	9	16	3.0-22	3.0-22	.	.	2	1-0	.	1	.
56 Richard Brooks	4	6	4	10	1.0-6	.	.	.	.	.	.	.	.
95 LaQuincy Williams	8	3	6	9	1.5-3	.	.	.	1	.	.	1	.
91 Sharrick Moore	10	5	3	8	3.0-10	.	.	2	.	.	.	.	.
85 Luke Aubrey	12	5	2	7	.	.	.	.	.	.	.	.	.
22 Melvin White	12	4	3	7	.	.	.	1	.	.	.	.	.
34 Geoffrey McCullough	11	3	2	5	.	.	.	.	.	.	.	.	.
<b>Louisiana</b>	<b>12</b>	<b>517</b>	<b>296</b>	<b>813</b>	<b>50-188</b>	<b>16-117</b>	<b>16-183</b>	<b>36</b>	<b>9</b>	<b>10-0</b>	<b>13</b>	<b>6</b>	<b>.</b>
<b>Opponents</b>	<b>12</b>	<b>504</b>	<b>350</b>	<b>854</b>	<b>52-144</b>	<b>13-86</b>	<b>8-214</b>	<b>48</b>	<b>17</b>	<b>15-21</b>	<b>13</b>	<b>1</b>	<b>1</b>


ANTWYNE ZANDERS	TT	TFL	SACKS	INT	FF/FR
SOUTHERN	9	0.0-0	0.0-0	0-0	0/0
KANSAS STATE	15	0.0-0	0.0-0	0-0	0/0
at LSU	7	2.0-6	0.0-0	0-0	0/0
at Nebraska	6	1.0-1	0.0-0	0-0	0/0
NORTH TEXAS*	10	1.0-1	0.0-0	0-0	1/0
at Western Kentucky*	8	1.0-2	0.0-0	1-11	0/0
FLORIDA ATLANTIC*	10	2.0-4	0.0-0	0-0	0/0
at FIU*	10	0.0-0	0.0-0	0-0	0/1
at Arkansas State*	6	1.0-6	1.0-6	0-0	1/0
at Middle Tennessee*	8	0.5-1	0.0-0	0-0	0/0
LOUISIANA-MONROE*	9	1.0-1	0.0-0	0-0	0/0
TROY*	5	0.5-0	0.0-0	0-0	0/0
SEASON TOTALS	103	10.0-22	1.0-6	1-11	2/1




DWIGHT BENTLEY	TT	TFL	SACKS	INT	FF/FR
SOUTHERN	7	1.0-3	0.0-0	1-(-3)	0/0
KANSAS STATE	3	0.0-0	0.0-0	0-0	0/0
at LSU	6	0.0-0	0.0-0	0-0	0/0
at Nebraska	2	0.0-0	0.0-0	0-0	0-0
NORTH TEXAS*	4	0.0-0	0.0-0	2-96	0/0
at Western Kentucky*	8	0.0-0	0.0-0	0-0	0/0
FLORIDA ATLANTIC*	2	0.0-0	0.0-0	0-0	0/0
at FIU*	6	0.0-0	0.0-0	0-0	0/0
at Arkansas State*	1	0.0-0	0.0-0	0-0	0/0
at Middle Tennessee*	7	0.5-2	0.0-0	0-0	0/0
LOUISIANA-MONROE*	4	0.0-0	0.0-0	0-0	0/0
TROY*	8	1.0-8	1.0-8	0-0	1/1
SEASON TOTALS	58	2.5-13	1.0-8	3-93	1/1




GRANT FLEMING	TT	TFL	SACKS	INT	FF/FR
SOUTHERN	4	0.0-0	0.0-0	0-0	0/0
KANSAS STATE	5	0.0-0	0.0-0	0-0	1/0
at LSU	6	0.0-0	0.0-0	0-0	1/0
at Nebraska	6	0.0-0	0.0-0	0-0	1/0
NORTH TEXAS*	12	1.0-2	0.0-0	0-0	0/0
at Western Kentucky*	10	0.0-0	0.0-0	0-0	0/0
FLORIDA ATLANTIC*	8	0.0-0	0.0-0	0-0	0/0
at FIU*	9	0.0-0	0.0-0	0-0	0/0
at Arkansas State*	4	0.0-0	0.0-0	0-0	0/0
at Middle Tennessee*	10	0.0-0	0.0-0	0-0	0/0
LOUISIANA-MONROE*	9	0.0-0	0.0-0	0-0	0/1
TROY*	6	0.0-0	0.0-0	1-0	0/0
SEASON TOTALS	89	1.0-2	0.0-0	1-0	3/1




DAYLON MCCOY	TT	TFL	SACKS	INT	FF/FR
SOUTHERN	3	0.0-0	0.0-0	0-0	0/0
KANSAS STATE	6	2.0-3	0.0-0	0-0	0/0
at LSU	5	0.0-0	0.0-0	0-0	0/0
at Nebraska	9	1.5-6	0.5-3	0-0	0/0
NORTH TEXAS*	4	0.0-0	0.0-0	0-0	0/0
at Western Kentucky*	6	0.0-0	0.0-0	0-0	0/0
FLORIDA ATLANTIC*	6	0.0-0	0.0-0	0-0	0/0
at FIU*	13	1.0-3	1.0-3	0-0	1/0
at Arkansas State*	3	0.0-0	0.0-0	0-0	0/0
at Middle Tennessee*	DNP				
LOUISIANA-MONROE*	DNP				
TROY*	DNP				
SEASON TOTALS	55	4.5-12	1.5-6	0-0	1/0



JEZREEL WASHINGTON	TT	TFL	SACKS	INT	FF/FR
SOUTHERN	4	0.0-0	0.0-0	0-0	0/0
KANSAS STATE	3	0.0-0	0.0-0	0-0	0/0
at LSU	3	0.0-0	0.0-0	0-0	0/0
at Nebraska	4	1.0-4	0.0-0	0-0	0/0
NORTH TEXAS*	2	0.0-0	0.0-0	0-0	0/0
at Western Kentucky*	2	1.0-2	0.0-0	0-0	0/0
FLORIDA ATLANTIC*	4	0.0-0	0.0-0	0-0	0/0
at FIU*	8	0.0-0	0.0-0	0-0	0/0
at Arkansas State*	6	0.0-0	0.0-0	0-0	0/0
at Middle Tennessee*	11	0.0-0	0.0-0	0-0	0/0
LOUISIANA-MONROE*	10	1.0-3	1.0-3	0-0	0/0
TROY*	6	2.0-10	2.0-10	0-0	0/0
SEASON TOTALS	63	5.0-19	3.0-13	0-0	0/0



ORKEYS AURIENE	TT	TFL	SACKS	INT	FF/FR
SOUTHERN	2	0.0-0	0.0-0	0-0	0/0
KANSAS STATE	5	0.0-0	0.0-0	0-0	0/0
at LSU	4	0.0-0	0.0-0	0-0	0/0
at Nebraska	7	0.0-0	0.0-0	0-0	0/0
NORTH TEXAS*	3	0.0-0	0.0-0	1-1	0/0
at Western Kentucky*	4	0.0-0	0.0-0	0-0	0/0
FLORIDA ATLANTIC*	3	0.0-0	0.0-0	0-0	0/0
at FIU*	2	0.0-0	0.0-0	0-0	0/0
at Arkansas State*	3	0.0-0	0.0-0	0-0	0/0
at Middle Tennessee*	2	0.0-0	0.0-0	0-0	0/0
LOUISIANA-MONROE*	4	0.0-0	0.0-0	1-10	0/0
TROY*	6	0.0-0	0.0-0	0-0	1/0
SEASON TOTALS	45	0.0-0	0.0-0	2-11	1/0





# 2009 season SUPERLATIVES

## Louisiana Team Game Highs

Rushes	58 at Western Kentucky (10/17)
Yards Rushing	230 at Western Kentucky (10/17)
Yards Per Rush	5.3 vs. Southern (9/5)
TD Rushes	3 vs. Southern (9/5) vs. Florida Atlantic (10/24) at Arkansas State (11/7) vs. Louisiana-Monroe (11/21)
Pass attempts	50 vs. Troy (11/28)
Pass completions	30 vs. Troy (11/28)
Yards Passing	415 vs. Troy (11/28)
Yards Per Pass	13.0 vs. Southern (9/5)
TD Passes	4 vs. Troy (11/28)
Total Plays	87 vs. Troy (11/28)
Total Offense	563 vs. Troy (11/28)
Yards Per Play	8.3 vs. Southern (9/5)
Points	42 vs. Southern (9/5)
Sacks By	4 vs. Troy (11/28)
First Downs	26 vs. Troy (11/28)
Penalties	9 at Western Kentucky (10/17) vs. Troy (11/28)
Penalty Yards	90 vs. Troy (11/28)
Turnovers	3 vs. Kansas State (9/12) at Louisiana State (9/19) at Nebraska (9/26)
Interceptions By	3 vs. Southern (9/5) vs. North Texas (10/10)

## Louisiana Individual Game Highs

Rushes	24 by Yobes Walker at Western Kentucky (10/17)
Yards Rushing	114 by Undrea Sails vs. Southern (9/5)
TD Rushes	3 by Brad McGuire vs. Florida Atlantic (10/24)
Long Rush	40 by Undrea Sails vs. Southern (9/5)
Pass attempts	43 by Chris Masson at Middle Tennessee (11/14)
Pass completions	28 by Chris Masson at Arkansas State (11/7)
Yards Passing	283 by Chris Masson vs. Southern (9/5)
TD Passes	2 by Chris Masson vs. Southern (9/5) Chris Masson at Western Kentucky (10/17) Brad McGuire vs. Troy (11/28)
Long Pass	91 by Brad McGuire vs. Troy (11/28)
Receptions	8 by Marlin Miller at Arkansas State (11/7)
Yards Receiving	131 by Ladarius Green vs. Louisiana-Monroe (11/21)
TD Receptions	2 by Ladarius Green vs. Troy (11/28)
Long Reception	91 by Ladarius Green vs. Troy (11/28)
Field Goals	3 by Tyler Albrecht at Western Kentucky (10/17)
Long Field Goal	49 by Tyler Albrecht at Western Kentucky (10/17)
Punts	8 by Spencer Ortego at Nebraska (9/26)
Punting Avg	54.0 by Spencer Ortego vs. Southern (9/5)
Long Punt	60 by Spencer Ortego at FIU (10/31)
Long Punt Return	33 by Andrew Joseph vs. North Texas (10/10)
Long Kickoff Return	40 by Louis Lee at Middle Tennessee (11/14)
Tackles	15 by Antwyne Zanders vs. Kansas State (9/12)
Sacks	2.0 by Jezreel Washington vs. Troy (11/28)
Tackles For Loss	2.0 (Four Times)
Interceptions	2 by Dwight Bentley vs. North Texas (10/10)

## Opponent Team Game Highs

Rushes	50 at Middle Tennessee (11/14)
Yards Rushing	287 at Middle Tennessee (11/14)
Yards Per Rush	6.3 vs. Troy (11/28)
TD Rushes	4 at Nebraska (9/26) vs. North Texas (10/10)
Pass attempts	43 at FIU (10/31)
Pass completions	24 vs. North Texas (10/10)
Yards Passing	372 vs. Florida Atlantic (10/24)
Yards Per Pass	12.4 vs. Florida Atlantic (10/24)
TD Passes	4 vs. Florida Atlantic (10/24)
Total Plays	92 at FIU (10/31)
Total Offense	624 vs. Florida Atlantic (10/24)
Yards Per Play	8.8 vs. Florida Atlantic (10/24)
Points	55 at Nebraska (9/26)
Sacks By	5 at Middle Tennessee (11/14)
First Downs	27 vs. Florida Atlantic (10/24)
Penalties	11 vs. North Texas (10/10) vs. Troy (11/28)
Penalty Yards	89 at Middle Tennessee (11/14)
Turnovers	4 vs. North Texas (10/10) at FIU (10/31)
Interceptions By	2 at Louisiana State (9/19)

## Opponent Individual Game Highs

Rushes	32 by Lance Dunbar of North Texas (10/10)
Yards Rushing	187 by Lance Dunbar of North Texas (10/10)
TD Rushes	4 by Lance Dunbar of North Texas (10/10)
Long Rush	53 by D.D. Kyles of Middle Tennessee (11/14)
Pass attempts	41 by Paul McCall of FIU (10/31)
Pass completions	24 by Riley Dodge of North Texas (10/10)
Yards Passing	359 by Rusty Smith of Florida Atlantic (10/24)
TD Passes	4 by Rusty Smith of Florida Atlantic (10/24)
Long Pass	70 by Rusty Smith of Florida Atlantic (10/24)
Receptions	11 by Juamorris Stewart of Southern (9/5)
Yards Receiving	179 by Juamorris Stewart of Southern (9/5)
TD Receptions	2 by Juamorris Stewart of Southern (9/5) Brandon LaFell of Louisiana State (9/19) Chris Bonner of Florida Atlantic (10/24)
Long Reception	70 by Chris Bonner of Florida Atlantic (10/24)
Field Goals	2 (Five Times)
Long Field Goal	52 by Josh Jasper of Louisiana State (9/19)
Punts	7 by Carlos Munera of FIU (10/31)
Punting Avg	48.5 by Joshua Duran of Southern (9/5)
Long Punt	65 by Carlos Munera of FIU (10/31)
Long Punt Return	33 by Rex Burkhead of Nebraska (9/26)
Long Kickoff Return	50 by Jerrel Jernigan of Troy (11/28)
Tackles	13 by Orlando Misaalefua of Western Kentucky (10/17)
Sacks	2.0 by Jeremy Kellem of Middle Tennessee (11/14)
Tackles For Loss	2.5 by Jeremy Kellem of Middle Tennessee (11/14)
Interceptions	2 by Chad Jones of Louisiana State (9/19)

## Louisiana Inside Opponent Red Zone

Opponent	Score	Times in RZ	Times Scored	Total Points	Total TD	Rush TD	Pass TD	FG Made	----- Failed to Score Inside Red Zone -----					Game
									FGA	Dwns	INT	Fumb	Half	
SOUTHERN	42-19	4	4	28	4	3	1	0	0	0	0	0	0	0
KANSAS STATE	17-15	2	2	14	2	1	1	0	0	0	0	0	0	0
at Louisiana State	3-31	1	0	0	0	0	0	0	0	0	0	1	0	0
at Nebraska	0-55	1	0	0	0	0	0	0	0	0	0	1	0	0
NORTH TEXAS-	38-34	2	2	14	2	1	1	0	0	0	0	0	0	0
at Western Kentucky-	30-22	5	5	27	3	1	2	2	0	0	0	0	0	0
FLORIDA ATLANTIC-	29-51	4	4	27	4	3	1	0	0	0	0	0	0	0
at FIU-	17-20	3	2	10	1	1	0	1	1	0	0	0	0	0
at Arkansas State-	21-18	4	3	21	3	3	0	0	0	0	0	1	0	0
at Middle Tennessee-	17-34	3	3	17	2	1	1	1	0	0	0	0	0	0
LOUISIANA-MONROE-	21-17	3	3	21	3	3	0	0	0	0	0	0	0	0
TROY-	31-48	3	3	19	3	1	2	0	0	0	0	0	0	0
<b>TOTALS</b>		<b>35</b>	<b>31</b>	<b>198</b>	<b>27</b>	<b>18</b>	<b>9</b>	<b>4</b>	<b>1</b>	<b>0</b>	<b>0</b>	<b>3</b>	<b>0</b>	<b>0</b>
31 of 35 (88.6%)														


# 2009 game-by-game STATISTICS

## Passing

Chris Masson	Comp	Att	Int	Yards	TD	Lg
SOUTHERN	18	24	0	283	2	56
KANSAS STATE	20	36	1	185	1	19
at Louisiana State	16	36	2	159	0	23
at Nebraska	13	22	1	102	0	32
NORTH TEXAS*	13	29	0	122	1	20
at Western Kentucky*	16	25	0	204	2	22
FLORIDA ATLANTIC*	19	30	1	209	1	40
at FIU*	22	36	1	254	1	40
at Arkansas State*	28	40	0	229	0	31
at Middle Tennessee*	25	43	1	220	1	29
LOUISIANA-MONROE*	16	27	0	252	0	52
TROY*	16	25	1	187	1	57
<b>Season Totals</b>	<b>222</b>	<b>373</b>	<b>8</b>	<b>2406</b>	<b>10</b>	<b>57</b>



Brad McGuire	Comp	Att	Int	Yards	TD	Lg
SOUTHERN	0	0	0	0	0	0
KANSAS STATE	DNP					
at Louisiana State	1	1	0	4	0	4
at Nebraska	2	5	0	18	0	10
NORTH TEXAS*	0	0	0	0	0	0
at Western Kentucky*	0	0	0	0	0	0
FLORIDA ATLANTIC*	0	0	0	0	0	0
at FIU*	DNP					
at Arkansas State*	DNP					
at Middle Tennessee*	DNP					
LOUISIANA-MONROE*	0	0	0	0	0	0
TROY*	5	8	0	109	2	91
<b>Season Totals</b>	<b>8</b>	<b>14</b>	<b>0</b>	<b>131</b>	<b>2</b>	<b>91</b>




## Rushing

Undrea Sails	Att	Yards	TD	Lg
SOUTHERN	19	114	1	40
KANSAS STATE	20	78	1	13
at Louisiana State	17	48	0	12
at Nebraska	10	41	0	10
NORTH TEXAS*	18	93	0	18
at Western Kentucky*	13	58	0	9
FLORIDA ATLANTIC*	DNP			
at FIU*	DNP			
at Arkansas State*	DNP			
at Middle Tennessee*	DNP			
LOUISIANA-MONROE*	DNP			
TROY*	DNP			
<b>Season Totals</b>	<b>97</b>	<b>432</b>	<b>2</b>	<b>40</b>




Yobes Walker	Att	Yards	TD	Lg
SOUTHERN	DNP			
KANSAS STATE	DNP			
at Louisiana State	3	17	0	15
at Nebraska	12	37	0	9
NORTH TEXAS*	4	15	0	5
at Western Kentucky*	24	94	0	18
FLORIDA ATLANTIC*	21	105	0	23
at FIU*	18	40	1	6
at Arkansas State*	12	51	0	10
at Middle Tennessee*	10	22	0	7
LOUISIANA-MONROE*	7	12	1	5
TROY*	5	19	0	4
<b>Season Totals</b>	<b>116</b>	<b>412</b>	<b>2</b>	<b>23</b>




## Receiving

Ladarius Green	Rec	Yards	TD	Lg
SOUTHERN	1	25	0	25
KANSAS STATE	2	29	0	18
at Louisiana State	6	64	0	23
at Nebraska	5	68	0	32
NORTH TEXAS*	2	24	0	20
at Western Kentucky*	4	73	0	21
FLORIDA ATLANTIC*	0	0	0	0
at FIU*	DNP			
at Arkansas State*	DNP			
at Middle Tennessee*	DNP			
LOUISIANA-MONROE*	7	131	0	52
TROY*	5	119	2	91
<b>Season Totals</b>	<b>32</b>	<b>533</b>	<b>2</b>	<b>91</b>



Luke Aubrey	Rec	Yards	TD	Lg
SOUTHERN	3	27	1	11
KANSAS STATE	6	38	1	14
at Louisiana State	2	22	0	16
at Nebraska	4	27	0	10
NORTH TEXAS*	0	0	0	0
at Western Kentucky*	5	54	0	19
FLORIDA ATLANTIC*	3	23	0	9
at FIU*	4	55	0	20
at Arkansas State*	4	33	0	19
at Middle Tennessee*	3	47	0	29
LOUISIANA-MONROE*	0	0	0	0
TROY*	7	130	1	57
<b>Season Totals</b>	<b>41</b>	<b>456</b>	<b>3</b>	<b>57</b>



Other Rushers	No-Yds/TD	SU	KSU	LSU	NEB	NT	WKU	FAU	FIU	ASU	MT	ULM	TROY
Brad McGuire	53-197/7	1-21/0	DNP	3-14/0	5-13/0	4-14/1	11-59/0	7-33/3	DNP	DNP	DNP	7-11/2	15-32/1
Chris Masson	62-192/6	5-36/1	3-17/0	4-25/0	2-(-7)/0	8-31/1	4-16/1	3-16/0	3-5/0	7-30/2	16-16/1	3-(-8)/0	4-15/0
Marlin Miller	37-184/0	1-5/0	-	-	-	-	1-15/0	-	5-39/0	11-33/0	3-17/0	11-33/0	5-42/0
Matt Dupre	18-47/0	1-1/0	-	1-1/0	-	-	-	1-2/0	4-16/0	1-(-1)/0	-	5-10/0	5-18/0
Julian Shankle	14-38/1	5-16/1	DNP	DNP	1-1/0	-	DNP	3-15/0	5-6/0	DNP	-	DNP	-
Andrew Joseph	6-32/0	-	1-6/0	-	-	-	-	-	-	1-12/0	2-7/0	2-7/0	-
Draylon Booker	15-30/0	2-2/0	4-9/0	1-4/0	1-4/0	-	-	2-1/0	5-10/0	-	-	-	DNP
Blaine Gautier	14-24/1	DNP	DNP	DNP	6-13/0	-	-	1-(-12)/0	2-4/0	2-(-7)/1	1-11/0	DNP	2-15/0
Geoffrey McCullough	6-23/0	4-14/0	-	-	-	1-0/0	-	-	-	1-9/0	DNP	-	-
Pierre Hill	1-17/0	-	-	-	-	-	-	-	-	1-17/0	-	-	-
Louis Lee	2-11/0	-	-	-	-	1-4/0	-	-	1-7/0	-	-	-	-
Javone Lawson	3-9/0	-	-	-	-	-	1-(-1)/0	-	-	1-3/0	-	-	-
Vernon Wolfe	1-3/0	DNP	-	-	-	-	-	1-3/0	-	-	-	-	-
Matt Desormeaux	1-(-1)/0	-	-	-	DNP	DNP	-	-	-	-	-	1-(-1)/0	-
Richie Falgout	2-(-1)/0	-	DNP	DNP	DNP	1-(-2)/0	DNP	DNP	-	-	-	1-1/0	-
Ross Goodlett	1-(-6)/0	DNP	-	-	-	-	1-(-6)/0	-	-	-	DNP	-	DNP
Other Receivers	No-Yds/TD	SU	KSU	LSU	NEB	NT	WKU	FAU	FIU	ASU	MT	ULM	TROY
Marlin Miller	37-325/2	3-22/0	6-47/0	2-22/0	1-0/0	2-22/1	0-0/0	7-115/1	1-18/0	8-36/0	3-(-2)/0	1-2/0	3-43/0
Louis Lee	24-312/1	4-86/0	1-17/0	3-16/0	1-9/0	2-30/0	1-18/0	-	3-62/1	3-21/0	4-26/0	1-18/0	1-9/0
Richie Falgout	18-221/0	1-3/0	DNP	DNP	DNP	2-11/0	DNP	DNP	3-60/0	1-13/0	6-76/0	1-26/0	4-32/0
Andrew Joseph	22-178/0	2-10/0	2-20/0	1-6/0	1-4/0	-	-	1-4/0	3-26/0	5-60/0	5-30/0	1-12/0	1-6/0
Pierre Hill	14-174/1	2-51/1	1-19/0	-	-	-	1-5/0	-	-	3-27/0	2-21/0	1-23/0	4-28/0
Javone Lawson	12-124/1	1-12/0	-	-	-	1-4/0	3-50/1	-	2-4/0	2-28/0	-	2-26/0	1-0/0
Undrea Sails	9-122/1	1-56/1	2-15/0	2-20/0	1-1/0	3-30/0	-	DNP	DNP	DNP	DNP	DNP	DNP
Julian Shankle	10-78/0	-	DNP	DNP	-	-	DNP	5-43/0	4-22/0	DNP	-	DNP	1-13/0
Vernon Wolfe	8-71/2	DNP	-	-	1-3/0	-	-	-	-	2-11/0	2-22/1	-	3-35/1
Draylon Booker	4-48/0	1-33/0	-	-	1-8/0	-	-	1-6/0	1-1/0	-	-	-	DNP
Yobes Walker	4-31/0	DNP	DNP	-	-	-	-	2-18/0	1-6/0	-	-	1-7/0	-
Matt Desormeaux	2-15/1	-	-	1-13/0	DNP	DNP	1-2/1	-	-	-	-	-	-
Matt Dupre	1-7/0	-	-	-	-	-	-	-	-	-	-	1-7/0	-
Ross Goodlett	1-2/0	DNP	-	-	-	-	1-2/0	-	-	-	DNP	-	DNP
Geoffrey McCullough	1-1/0	-	-	-	-	1-1/0	-	-	-	-	DNP	-	-



# retired JERSEYS

history



Brian Mitchell

## 1 • Brian Mitchell


**Quarterback (1986-89)**

Brian Mitchell led the Cajuns to four straight winning seasons, becoming the first player in NCAA history to pass for more than 5,000 yards and rush for more than 3,000 yards in a career. He also left UL as the NCAA record holder for most rushing touchdowns in a career by a quarterback with 47.

Mitchell was picked by the Washington Redskins in the fifth round of the 1990 NFL Draft and was a member of the Redskins' Super Bowl XXVI championship team. He spent 10 seasons in Washington, earning Pro Bowl honors in 1996, before playing three seasons with Philadelphia and one with the New York Giants. Mitchell retired as the NFL career leader in combined yards with 23,330. He is still the league's all-time leader in career kick returns (607), kick return yards (14,014), punt returns (463), punt return yards (4,999) and return TD (13). Mitchell was inducted into the Redskins Ring of Fame in October 2009.

### Mitchell's Career Statistics

Year	G	Comp.	Att.	Yards	TD	INT	Lg
1986	11	41	102	574	3	8	64
1987	10	72	156	1100	6	9	56
1988	11	129	273	1807	8	9	60
1989	11	143	312	1966	6	17	92
<b>Career</b>	<b>43</b>	<b>385</b>	<b>843</b>	<b>5447</b>	<b>23</b>	<b>43</b>	<b>92</b>



Damon Mason

### Rushing

Year	Att.	Yards	Avg.	TD	Lg
1986	111	514	4.6	4	63
1987	150	767	5.1	9	61
1988	180	743	4.1	15	70
1989	237	1311	5.5	19	67
<b>Career</b>	<b>678</b>	<b>3335</b>	<b>4.9</b>	<b>47</b>	<b>70</b>

## 9 • Damon Mason

**Defensive Back (1994-96)**

Damon Mason posted 135 tackles as a senior, putting him atop Louisiana's all-time list for tackles in a season by a defensive back. It was also the third-highest, single-season total for any Cajuns defender.


He was honored as a national Defensive Player of the Week and was featured in Sports Illustrated after posting two interceptions, one for a TD, to go along with two forced fumbles, one sack and a team-best nine tackles in the Ragin' Cajuns 29-22 upset over nationally-ranked Texas A&M in 1996.

He was a first team All-Big West Conference selection in 1995.

Mason signed a free agent contract with the Orlando Predators of the Arena Football League in November 1997. He completed his 11th season in the league during the 2008 season, competing as a defensive specialist for the Utah Blaze. Mason's tour of duty in the AFL also includes stops with Orlando, New Jersey, Las Vegas, Carolina, Grand Rapids and Austin. Mason is the all-time leading tackler in AFL history.

### Mason's Career Statistics

Year	G	U-A	Total	TFL	Sacks	INT	PBU
1994	11	12-8	20	1(-1)	0	0	0
1995	11	66-22	88	14(-48)	3(-19)	2	4
1996	11	81-54	135	13(-31)	1(-9)	4	10
<b>Career</b>	<b>33</b>	<b>159-84</b>	<b>243</b>	<b>28(-80)</b>	<b>4(-28)</b>	<b>6</b>	<b>14</b>



Jake Delhomme



Brandon Stokley

## 12 • Jake Delhomme

**Quarterback (1993-96)**

Jake Delhomme, who led the Carolina Panthers to Super Bowl XXXVIII in Houston in 2004, left an indelible mark during his four-year career at Louisiana, especially on the field and in the record books.

Delhomme started 43 consecutive games at quarterback. He ranks atop all of the Cajuns passing charts and is listed in the NCAA record books alongside some of college football's best quarterbacks.

He led the Cajuns to three consecutive winning seasons and a pair of Big West Conference championships in 1993 and 1994. He also quarterbacked the Cajuns to arguably the biggest win in school history over nationally-ranked Texas A&M.

Delhomme signed as a free agent out of college with the New Orleans Saints, then with the Carolina Panthers as a free agent in 2003.

In seven seasons with the Panthers, Delhomme completed 1,580 passes for 19,258 yards and 120 TDs. In 2004, he had career-bests for completions (310), passing yards (3,886) and TDs (29). Delhomme was selected to the 2006 Pro Bowl.

He left Carolina following the 2009 season as the franchise's career leader in passing attempts, completions, yards, touchdowns and 300-yard games. Delhomme signed as a free agent with the Cleveland Browns.

### Delhomme's Career Statistics

Year	G	Comp.	Att.	Yards	TD	INT	Lg
1993	11	145	259	1842	14	12	53
1994	11	119	259	1712	10	18	63
1995	11	190	351	2761	20	10	62
1996	11	201	377	2901	20	17	79
<b>Career</b>	<b>44</b>	<b>655</b>	<b>1246</b>	<b>9216</b>	<b>64</b>	<b>57</b>	<b>79</b>



Glenn LaFleur



Tyrell Fenroy



Orlando Thomas

## 14 • Brandon Stokley

**Wide Receiver (1995-98)**

Brandon Stokley became the first player in NCAA Division I-A history to average more than 100 yards receiving per game over a four-year career. He was the most prolific freshman receiver in the history of college football, catching 75 passes for 1,121 yards in 1995.

Stokley still owns the three best receiving seasons in Cajuns history.

He was drafted by the Baltimore Ravens in the fourth round of the 1999 NFL Draft and was a member of the Super Bowl XXXV championship team.

Stokley signed with Indianapolis in 2003 and was a member of the Colts Super Bowl XLI championship team. In 2004, he had 68 receptions for 1,077 yards and 10 TDs, catching Peyton Manning's then-record 49th touchdown pass of the season. In 11 NFL seasons, the son of former head coach Nelson Stokley has caught 307 passes for 4,319 yards and 34 TDs.

### Stokley's Career Statistics

Year	G	Rec.	Yards	Avg.	TD	Lg
1995	11	75	1121	14.9	9	52
1996	11	81	1160	14.3	7	78
1997	4	20	248	12.4	1	35
1998	11	65	1173	18.0	8	77
<b>Career</b>	<b>37</b>	<b>241</b>	<b>3702</b>	<b>15.4</b>	<b>25</b>	<b>78</b>

## 28 • Glenn LaFleur

**Running Back/Linebacker (1967-69)**

**Second Team Little All-American (1967)**

**First Team Little All-American (1968)**

Glenn LaFleur was the first Ragin' Cajuns football player in Louisiana history to have his jersey retired.

He was a three-year starter at linebacker who earned All-Gulf South Conference honors for three consecutive seasons and was honored as a second-team Little All-American following his junior season.

He capped off his collegiate career by being named first-team Little All-American. LaFleur was a brave player who battled through injuries for much of his career.

### LaFleur's Career Interceptions

Year	No.	Yards	Long
1967	4	84	35
1968	2	13	13
1969	2	0	0
<b>Career</b>	<b>8</b>	<b>97</b>	<b>35</b>

## 32 • Tyrell Fenroy

**Running Back (2005-08)**

**Sun Belt Conference Player of the Year (2008)**

Tyrell Fenroy, who had one of the most prolific careers by a running back in NCAA history, saw his number retired during a pre-game ceremony at his final college game. He was a four-time All-Sun Belt selection, 2005 SBC Freshman of the Year and 2008 SBC Player of the Year.

Fenroy became only the seventh player in NCAA history with four 1,000-yard rushing seasons and shattered the UL and Sun Belt records for career rushing yards and career rushing touchdowns. As a senior, Fenroy was one of 10 semifinalists for the prestigious Doak Walker Award.

He was the nation's active career rushing leader and set the all-time career rushing record in the State of Louisiana en route to being named 2008 Louisiana Sportswriters Offensive Player of the Year.

### Fenroy's Career Statistics

Year	G	Att.	Yards	Avg.	TD	Lg
2005	11	179	1,053	5.9	12	60
2006	12	223	1,197	5.4	10	57
2007	11	180	1,021	6.1	7	69
2008	12	226	1,375	6.1	19	89
<b>Career</b>	<b>46</b>	<b>808</b>	<b>4,646</b>	<b>5.8</b>	<b>48</b>	<b>89</b>

## 42 • Orlando Thomas

**Defensive Back (1991-94)**

**Second Team UPI All-American (1993)**

**Third Team AP All-American (1993)**

Orlando Thomas was an All-American performer who led the nation in interceptions during his junior season in 1993. He was selected as a second team All-American by UPI and a third team selection by the Associated Press.

He finished second on the Cajuns all-time career tackle list with 347 stops and ranks first among all Cajuns defensive backs. His 18 career interceptions rank third in school history.


Thomas was drafted by the Minnesota Vikings in the second round of the 1995 NFL Draft. Thomas spent seven seasons with the Vikings, amassing 473 career tackles and 22 interceptions in 98 games before retiring following the 2001 season.

### Thomas' Career Statistics

Year	G	U-A	Total	TFL	Sacks	INT	PBU
1991	11	55-30	85	1(-1)	0	2	3
1992	11	41-23	64	3(-5)	0	1	4
1993	11	62-34	96	7(-34)	3(-22)	9	9
1994	11	66-36	102	7(-45)	3(-31)	6	9
<b>Career</b>	<b>44</b>	<b>224-123</b>	<b>347</b>	<b>18(-85)</b>	<b>6(-53)</b>	<b>18</b>	<b>25</b>

# historial HIGHLIGHTS

history



**October 16, 1902: Louisiana Hosts LSU in Lafayette**

**December 21, 1901**  
Louisiana (then known as the Southwestern Louisiana Industrial Institute) plays its first known collegiate football game, a 6-5 victory over Opelousas.

**October 16, 1902**  
UL hosts LSU, marking the Cajuns' first intercollegiate game.

**December 12, 1905**  
A yellow fever epidemic hampers the football team, forcing it to disband for the season.

**September 23, 1929**  
Former Ragin' Cajuns standout **Christian "Keener" Cagle** appears on the cover of Time Magazine. He is later inducted into the College Football Hall of Fame.

**October 10, 1931**  
The Cajuns play their first night game, a home contest against the Crockett Aviators from Fort Crockett, Texas.

**January 1, 1944**  
UL makes its first-ever bowl appearance at the Oil Bowl in Houston, Texas. The Cajuns defeat Arkansas A&M 24-7. **Alvin Dark**, who would later manage in the Major Leagues for four different teams, kicks a field goal, throws a touchdown pass, and runs for a score for SLI.

**November 2, 1946**  
Louisiana plays Louisiana Tech in the first Homecoming game in Ragin' Cajuns history, falling 34-6.

**December 19, 1947**  
Guard **Ted Andrus** is the first Ragin' Cajun to be selected in the NFL Draft. Andrus is picked in the 12th round of the 1948 draft by the Washington Redskins.

**September 23, 1950**  
**F.G. Mixon** (108 yards) and **George Crowson** (108 yards) are the first Cajuns pair to rush for more than 100 yards in the same game.

**October 27, 1951**  
**F.G. Mixon** (261 yards) becomes the first Cajun to rush for 200 yards in a game.

**November 22, 1952**  
A 20-13 win at McNeese State gives UL its first conference title in school history. The Cajuns are crowned Gulf States Conference champions under coach **Raymond Didier**.

**November 19, 1955**  
**Louis Roth** returns a punt 95 yards for a score against McNeese State - longest punt return in school history.

**October 26, 1957**  
For the first time in school history, the football team travels by plane to a game. UL lost 27-7 to Trinity College.

**September 28, 1968**  
**Mike McDonald** returns a kickoff 99 yards for touchdown at Pensacola Navy. McDonald's return is the longest kickoff return in school history.

**October 31, 1970**  
**Mike McDonald** sets a single-game school-record with four interceptions, helping UL to a 9-7 victory at ULM.

**December 12, 1970**  
In their second-ever bowl appearance, the Cajuns fall to Tennessee State 26-25 in the Grantland Rice Bowl in Baton Rouge. Trailing 14-0 early, UL storms back to take a 25-14 lead behind two touchdown passes from **George Coussan** to **Nelson Schexnayder**. Two Tennessee State scores in a 2:50 span in the fourth quarter coupled with eight interceptions cost the Cajuns their second bowl victory.

**September 18, 1971**  
**Reggie Dupre** breaks the longest run from scrimmage in school history - a 90-yard sprint against Southeastern La. Dupre was tackled six yards shy of the end zone.

**September 25, 1971**  
Cajun Field is christened by a 21-0 shutout in favor of the Cajuns. UL finished 3-3 in their first season at "The Swamp."

**October 5, 1974**  
**Rafael Septien** kicks a school-record 57-yard field goal.

**October 26, 1974**  
**Randy Fontenot** connects with **Harold Porter** for a 95-yard touchdown against Tennessee-Chattanooga for the longest pass and catch in Cajuns history.

**December 4, 1976**  
A crowd of 19,315 enjoys a 7-5 Cajuns victory over ULM. The season's final home game brought the year's total attendance to a school-record 163,143.

**November 5, 1977**  
**Ron Irving** sets a modern-day school record with a 90-yard interception return at Arkansas State.

**November 18, 1978**  
**Frank Bartley** sets the school record for tackles in a game with 30 vs. Southern Illinois.

**January 21, 1979**  
**Rafael Septien** is the first Ragin' Cajun to play in a Super Bowl. Septien's Dallas Cowboys lose to Pittsburgh 35-31.

**January 25, 1981**  
**Randy McClanahan** is the first Ragin' Cajun to win the Super Bowl, as Oakland defeats Philadelphia 27-10.

**November 6, 1982**  
The Cajuns pull off the greatest homecoming comeback in school history. Trailing ULM 26-0 at halftime, a 60-yard touchdown run by quarterback **Dwight Prudhomme** sparks the rally. The Cajuns score 40 points in 17:20 to beat ULM 40-26.

**November 11, 1986**  
**Willie Culpepper** hauls in eight catches for a school-record 220 yards in a 33-13 win at McNeese State.

**November 21, 1987**  
**Brian Mitchell** carries the ball 26 times for 271 yards and adds 205 yards passing for a school-record 476 yards of total offense. The Cajuns defeat Colorado State 35-28. It is only the third time in NCAA history that a player accumulates at least 200 yards rushing and passing in the same game.

**November 19, 1988**  
Five-foot-four kick return specialist **Joe Redding** has four kickoff returns for 89 yards to finish his career with 114 returns for 2,642 yards - both NCAA career records that would last for eight years.

**October 21, 1989**  
With the best passing performance of his career (313 yards), **Brian Mitchell** becomes the first player in NCAA history to pass for 5,000 yards and rush for 3,000 yards in a career.

**November 18, 1989**  
**Brian Mitchell's** 7-yard touchdown run with 40 seconds left in the fourth quarter pulled the Cajuns within one point, 28-27. After the first two-point conversion was called back, Mitchell found **Corey Williams** for a second two-pointer to give UL a 29-28 victory over Arkansas State. Mitchell finished with 232 rushing yards and four rushing scores (he tallied 214 yards rushing and a school-record five rushing scores the week prior). Nine rushing TDs in his final two games gave Mitchell 47 for his career and set a NCAA record that would stand for nine seasons.



# historial HIGHLIGHTS

history



October 21, 1989



November 18, 1995



November 9, 1996



November 15, 2003



November 1, 2008

**September 14, 1996: Cajuns Upset #25 Texas A&M, 29-22**

**October 6, 1990**

A crowd of 36,133 watches as the Cajuns take on Alabama at Cajun Field. The Crimson Tide is the only SEC team to ever play at Cajun Field.

**November 27, 1993**

After a 2-9 season in 1992, the Cajuns make one of the biggest turnarounds in college football history en route to winning the Big West championship. A 21-17 win over Louisiana Tech propels UL to an 8-3 record and first conference crown since 1970. **Nelson Stokley** is honored as Big West Coach of the Year, while **Orlando Thomas** is BWC Defensive Player of the Year.

**October 28, 1995**

**Brandon Stokley** (113 yards) and **Donald Richard** (102) become the first 100-yard receiving pair in Cajuns history.

**November 4, 1995**

In a 40-33 win over Louisiana Tech, **Jake Delhomme** (371 pass), **Marcus Prier** (113 rush), **Brandon Stokley** (147 receive) and **Donald Richard** (117 receive) become the first UL foursome to pass for 300 yards, rush for 100 yards and record two 100-yard receivers in the same game.

**November 18, 1995**

**Brandon Stokley's** 130 receiving yards give him 1,121 yards, an NCAA record for receiving yards by a freshman.

**September 14, 1996**

Quarterback **Jake Delhomme** leads the Cajuns to a 29-22 upset over #25 Texas A&M in front of 38,783 at Cajun Field.

**November 9, 1996**

**Jake Delhomme** saved one of the best performances of his stellar career for his final outing at Cajun Field. He threw a school-record five touchdown passes in guiding the Cajuns to a 45-31 win over Northern Illinois. Delhomme also sets the State of Louisiana career mark with 9,216 passing yards.

**November 21, 1998**

**Brandon Stokley's** 110 receiving yards give him a total of 3,702 yards in 37 career games, thus becoming the first player in NCAA Division I-A history to average 100 yards receiving per game over a career.

**September 4, 1999**

Football is the first athletics team to compete as the University of Louisiana following the University's centennial celebration and name change from Southwestern La.

**October 20, 2001**

The Cajuns win their first Sun Belt Conference game in school history, a 54-37 triumph vs. Idaho in Pullman, Wash.

**September 7, 2002**

The Big 10 Conference makes its first appearance in Lafayette, as the Minnesota Golden Gophers travel to "The Swamp".

**April 26, 2003**

With the third pick in the second round of the 2003 NFL Draft, the Chicago Bears make **Charles Tillman** the highest drafted player in school history (35th overall). Tillman would go on to be named NFL Rookie of the Year and an All-Pro by Sports Illustrated, while receiving the NFL Defensive Rookie of the Year honor from Football Digest.

**October 11, 2003**

**Eric Rekieta** goes 33-of-54 for a school-record 473 passing yards and adds four touchdowns in a 45-42 homecoming loss to ULM.

**November 8, 2003**

**Derace James'** blocked field goal is returned 45 yards for a touchdown by **Antwain Spann**. Earlier in the season at South Carolina, **Michael Adams'** blocked field goal was returned 89 yards for a touchdown by **Pat Lamy**. It was the first time in NCAA history that a team has returned two blocked field goals for touchdowns in the same season.

**November 15, 2003**

In one of the most thrilling games in school history, UL downs Middle Tennessee in a 57-51 four-overtime contest. **Fred Stamps** records a career-high 13 receptions for 201 yards - extending his school-record reception streak to 44 games. Freshman **Jerry Babb** goes 37-of-56 for a career-best 435 yards and five TDs (4 pass / 1 rush).

**November 5, 2004**

The Cajuns play North Texas in a Friday night game nationally televised to 86 million homes via ESPN2. The game is viewed in Iraq by troops serving in the U.S. Armed Forces.

**November 26, 2005**

A 54-21 thrashing of ULM gives the Cajuns a share of the Sun Belt Conference title. True freshman **Tyrell Fenroy** runs for 164 yards and three TD's. Fenroy becomes the first Cajuns running back to rush for 1,000 yards - finishing the season with 1,053 yards and 12 scores. UL loses the Sun Belt tie-breaker and watches Arkansas State play at Cajun Field in the New Orleans Bowl at Lafayette.

**October 4, 2008**

**Tyrell Fenroy** rattles off a school record 297 yards rushing on just 20 carries at ULM. He appears to score his fourth TD and top 300 yards with less than one minute remaining, but the run is called back on a holding penalty. Fenroy doesn't get another carry as the Cajuns run out the clock. He is awarded National Offensive Player of the Week honors.

**October 11, 2008**

**Jason Chery** touches the ball seven times in the first half at North Texas and gains 335 all-purpose yards and five touchdowns. He scores on an 81-yard run, receptions of 17, 49 and 57 yards and has a 97-yard kickoff return for a TD.

**November 1, 2008**

In the 1,000th game in school history, **Tyrell Fenroy** becomes the seventh player in NCAA history with four 1,000-yard rushing seasons, joining Tony Dorsett, Amos Lawrence, Dennis Manns, Ron Dayne, Cedric Benson and DonTrell Moore. Fenroy has already become the school and Sun Belt all-time leader in rushing yards and soon becomes the State of Louisiana career leader.

**December 3, 2008**

**Michael Desormeaux** gains 42 yards rushing to finish the season with 1,035 yards and become just the eighth QB in NCAA history with back-to-back 1,000-yard rushing seasons.

**December 9, 2008**

**Tyrell Fenroy** and **Michael Desormeaux** are named Sun Belt Player of the Year and Offensive POY, respectively, after leading the Cajuns to new school single-season records in total yards (5,390) and touchdowns (54).

**September 5, 2009**



A new attendance record is set, as 41,357 fans "sell-out" Cajun Field. The Southern band plays a tribute to the late Michael Jackson and the Cajuns beat the Jaguars 42-19.

**September 12, 2009**


The Big XII's Kansas State comes to Cajun Field and is upset by the Cajuns 17-15. **Tyler Albrecht** nails his first career field goal attempt (48 yards with 32 seconds left).

# bowl HISTORY

## 1944 Oil Bowl vs. Arkansas A&M

 Louisiana	24
 Arkansas A&M	7

Sat., Jan. 1, 1944 • Robertson Stadium • Houston, Texas



### Dark Leads "Louisiana's Best Team" to Win

What many consider to be "The Best Team in Louisiana History", Louisiana (then known as Southwestern Louisiana Institute) defeated Arkansas A&M (the present-day University of Arkansas at Monticello) 24-7 to claim the 1944 Oil Bowl Championship.

The New Year's Day rematch was played under the same rainy, muddy and foggy conditions as the earlier meeting between the two teams on Nov. 6 in Memphis, Tenn. That game ended in a 20-20 tie.

The Cajuns versatile backs and strong offensive line was no match for the Aggies. "I say that no team, and I put the emphasis on Notre Dame, could have beaten us that day," said Louisiana-Lafayette head coach Louis Whitman.

Louisiana-Lafayette was led by quarterback Alvin Dark, who either scored or set-up each of the Cajuns tallies.

The Cajuns struck in the first quarter when Dark returned an Aggies punt 24 yards down to the AAM 21 yard-line. Following an offsides penalty and a first down run by Dark, Dark then split the uprights from 16 yards to give the Cajuns a 3-0 lead.

Louisiana-Lafayette upped their lead to 10-0 just two possessions later. Moe Richmond made a sensational leaping catch between two defenders for a 12-yard score from Dark.

Arkansas A&M moved down to the Cajuns 19 on the next possession, but came away empty handed. AAM's quarterback needed just two completions to move the Aggies 51 yards, but then threw three consecutive incompletions to turn the ball back over to Louisiana-Lafayette.

The Aggies scored on their first possession of the second half to cut the Cajuns lead to 10-7. A running into the kicker penalty on the Cajuns helped extend the AAM 64-yard drive that ended in a 27 yard touchdown pass from Gray to Bill Coomer.

Dark pinned the Aggies deep in their own territory with a 48-yard punt and then returned the ensuing AAM kick 15-yards to Cajuns 33 yard-line. Back-to-back first down runs by Bob Pillow and Dark set-up a seven-yard touchdown plunge by Pillow to give the Cajuns back their 10-point cushion.

Another excellent punt by Dark led to a short field for the Cajuns offense and another touchdown. Runs by Dark and Vincent Buckley set-up a 10-yard touchdown run by Dark to complete the scoring.



### Scoring Summary

Louisiana	3	7	7	7	24
Arkansas A&M	0	0	7	0	7

1st	UL - Dark 16 yard field goal
2nd	UL - Richmond 12 yard pass from Dark (Dark kick)
3rd	AAM - Cromer 27 yard pass from Gray (Marshall kick)
	UL - Pillow 7 yard run (Dark kick)
4th	UL - Dark 10 yard run (Dark kick)



## 1970 Grantland Rice Bowl vs. Tennessee State

 Tennessee State	26
 Louisiana	25

Sat., Dec. 12, 1970 • Memorial Stadium • Baton Rouge, La.



### Cajuns Victim to Turnovers, Lose 26-25

The Ragin' Cajuns, appearing in their second bowl in school history, fell victim to turnovers and special teams miscues en route to a 26-25 loss to the Tennessee State University Tigers.

Tennessee State scored two touchdowns in 1:28 to take a 14-0 lead after one quarter.

Louisiana-Lafayette responded with two touchdowns in the second quarter. Nelson Schexnayder hauled in a seven-yard touchdown pass from George Coussan, but Roy Pendergraft's extra point was blocked. Robert Gill scored on a four yard run just 3:46 later, but Coussan's pass to Dickie Haik was broken-up, and the Cajuns trailed 14-12 at the half.

A scoreless third quarter led to a frenzy of activity in the fourth stanza.

Schexnayder caught his second touchdown of the game on a 17-yard toss from Coussan with 8:57 remaining in the game. Pendergraft's extra point gave the Cajuns a 19-14 lead.

The ensuing kickoff was fumbled by J. Thaxton into the end zone where Mike Courville recovered for a Cajuns touchdown. Pendergraft's extra point was blocked again, giving Louisiana-Lafayette a 25-14 lead.

TSU traveled 55 yards on seven plays in 2:45 culminating in a three-yard touchdown scramble by Joe Gilliam. Albert Davis was cut down on the try for two, keeping the score 25-20 in favor of the Cajuns.

Coussan's seventh interception of the game led to a short touchdown run by Davis with 3:22 remaining in the game.

The Cajuns comeback hopes were dashed when Tom Hauser's pass was intercepted by Donald Pinson, his fifth pick of the game, TSU's eighth.

### Scoring Summary

Tennessee State	14	0	0	12	26
Louisiana	0	12	0	13	25

1st	1:58 TSU - Coleman 18 yard pass from Gilliam
	0:30 TSU - Reese 63 yard pass from Gilliam
2nd	11:38 UL - Schexnayder 7 yard pass from Coussan (Pendergraft kick blocked by Winn)
	7:52 UL - Gill 4 yard run (Coussan pass to Haik failed)
4th	8:57 UL - Schexnayder 17 yard pass from Coussan (Pendergraft kick)
	8:57 UL - Courville fumble recovery in end zone (Pendergraft kick blocked by Wafer)
	6:12 TSU - Gilliam 3 yard run (A. Davis run failed)
	3:22 TSU - A. Davis 5 yard run (Gilliam pass to Coleman failed)

### Team Statistics

	UL	TSU
First Downs	13	16
Rushes-Yards (Net)	41-22	35-(-1)
Passing-Yards (Net)	107	302
Total Offense (Plays-Yards)	72-129	73-301
Punt Returns-Yards	1-9	4-53
Kick Returns-Yards	7-158	3-46
Punts-Average	7-35.1	5-34.6
Fumbles-Lost	5-1	7-4
Penalties-Yards	8-84	18-149
Sacks-Yards Lost	6-64	5-43
Time of Possession	2-27	8-54

### Individual Statistics

**Rushing** - TSU: Lane 8-18, Reese 7-17, Davis, A. 10-14, Gilliam 10-(-50). UL: Gill 22-44, English 4-14, Haik 2-8, Dupre 1-4, Coussan 12-(-48)

**Passing** - TSU: Gilliam 19-37-2-280, Davis, A. 1-1-0-22. UL: Coussan 10-31-7-107, Hauser 0-1-1-0.

**Receiving** - TSU: Davis, D. 9-131, Reese 7-111, Coleman 2-42, Lane 2-18.

UL: Schexnayder 3-48, Hauser 2-33, Michel 1-15, Dupre 1-13, English 1-1, Gill 2-(-3).

**Defense** - TSU: Pinson 5 INT (5-19), Herring 2 INT (2-17), West 1 INT (1-18), Stevenson 3 SK (-29), Wynn 1 SK (-11), TEAM 1 SK (-3) Sims 1 FR. UL: St. Amant 1 INT (1-27) Inhern 1 INT, (1-0), Blanchard 1 SK (-12), TEAM 5 SK (-52), Kleinpeter 2 FR, McDonald 1 FR, Courville 1 FR.



# all-conference HISTORY



history

## First Team

### Southland Conference

- 1971 Louis Age, OL; Don Blair, OL
- 1972 Don Blair, OL; Les Vogel, DL; Ken Williams, LB
- 1973 David Neustrom, LB; Neal O'Brien, DL; Les Vogel, DL
- 1975 G.A. Rodrigue, LB; Rafael Septien, K
- 1976 Roy Henry, QB; Bob Rule, LB; Rafael Septien, K; Keith Walker, DE
- 1977 Ron Irving, DB; John Roveto, K; Keith Walker, DL
- 1978 Frank Bartley, LB; Ken Chenier, DL; Ron Irving, DB
- 1979 Rodney Breaux, DB; Rodney Smith, RB; Dale Thomas, DL
- 1980 Willie Allen, DB; Tyrone Copper, OL; Dennis Peoples, OL; Dale Thomas, DL
- 1981 Brent Anderson, TE; Andy Martin, DE

### Big West Conference

- 1993 Harry Lemming, Sr.-OL; Conrad Lewis, Sr. DL; Charles Poole, Sr.-LB; John Robinson, Sr.-DL; Orlando Thomas, Jr.-DB
- 1994 Patrice Alexander, Sr.-LB; Keno Hills, Jr.-OL; Jeff Mitchell, Jr.-DL; Orlando Thomas, Sr.-DB; Fernando Thomas, Sr.-DB
- 1995 Pat Brennan, Jr.-LB; Sam Heinen, Sr.-OL; Keno Hills, Sr.-OL; Britt Jackson, Jr.-DB; Damon Mason, Jr.-DB; Jeff Mitchell, Sr.-DL

### Sun Belt Conference

- 2001 Charles Tillman, Jr.-DB
- 2002 Fred Stamps, Jr.-WR; Charles Tillman, Sr.-DB
- 2003 Fred Stamps, Sr.-WR; Antonio Floyd, Sr.-DE; Sean Comiskey, So.-K
- 2004 C.C. Brown, Sr.-DB
- 2005 Brandon Cox, Jr.-OL; Michael Desormeaux, Fr. (All-Purpose); Greg Hodges, Sr.-OL
- 2006 Tyrell Fenroy, So.-RB; Brandon Cox, Sr.-OL; Drew Edmiston, So.-K
- 2007 Tyrell Fenroy, Jr.-RB; Rodney Hardeway, Sr.-DE; Jesse Newman, Sr.-OL
- 2008 Brad Bustle, Jr.-OL; Michael Desormeaux, Sr.-QB; Tyrell Fenroy, Sr.-RB; Chris Fisher, Jr.-OL
- 2009 Brad Bustle, Sr.-OL; Chris Fisher, Sr.-OL; Spencer Ortego, Jr.-P

## Second Team

### Big West Conference

- 1993 Patrice Alexander, Jr.-LB
- 1994 Kenyon Cotton, So.-RB; Clifton Sylvester, Jr.-DL
- 1995 Paul Cabble, Jr.-DL; Kelcy Dotson, Jr.-LB; Marcus Prier, Sr.-RB; Tim Sensley, Sr.-DB; Brandon Stokley, Fr.-WR

### Sun Belt Conference

- 2001 Ross Brupbacher, Jr.-LB; Nick Dugas, Jr.-WR; Kyries Hebert, Sr.-DB; Jonathon Raush, Sr.-OL
- 2002 Josh Joerg, Jr.-TE; Jonathon Raush, Sr.-OL; Walter Sampson, Sr.-DL
- 2003 D'Anthony Batiste, Sr.-OL; C.C. Brown, Jr.-DB
- 2004 Bill Sampsy, Jr.-WR
- 2005 Tyrell Fenroy, Fr.-RB; Eugene Kwarteng, Sr.-DL; Jesse Newman, So.-OL
- 2006 Michael Desormeaux, So. (All-Purpose)
- 2007 Chris Fisher, So.-OL; Drew Edmiston, Jr.-K; Antwyne Zanders, Jr.-LB; Michael Desormeaux, Jr. (All-Purpose)
- 2008 Jason Chery, Sr.-WR; Derik Keyes, Sr.-DB; Jason Chery, Sr. (All-Purpose);
- 2009 Ladarius Green, So.-TE; Antwyne Zanders, Jr.-LB

## Honorable Mention

### Big West Conference

- 1993 Marcus Carter, Sr.-WR; Keno Hills, So.-OL; Jeff Mitchell, So.-DL; Robby Waguespack, Sr.-OL
- 1994 Jake Delhomme, So.-QB; Sam Heinen, Jr.-OL; Steve Mocek, Sr.-RB; Donald Richard, So.-WR; Cody Romero, So.-TE; Mike Shafer, Jr.-K; Tim Sensley, Jr.-DB
- 1995 Kenyon Cotton, Jr.-RB; Jake Delhomme, Jr.-QB; Lerodric Gilmore, Sr.-DB; Donald Richard, Jr.-WR; Mike Shafer, Sr.-K; Chucky Woodall, Fr.-LB; Lucas Yarnell, Sr.-OL

### Sun Belt Conference

- 2005 Michael Adams, Jr.-DB; Tony Hills, Jr.-DE
- 2006 Rodney Hardeway, Jr.-DE; Jesse Newman, Jr.-OL
- 2007 Grant Fleming, Fr.-LB; Corey Raymond, Sr.-DE
- 2008 Jonathan Decoster, So.-OL; Antwyne Zanders, Jr.-LB
- 2009 Dwight Bentley, So.-DB; Grant Fleming, Jr.-LB

## Coach of the Year

### Southland Conference

- 1980 Sam Robertson

### Big West Conference

- 1993 Nelson Stokley

## Player of the Year

### Sun Belt Conference

- 2008 Tyrell Fenroy

## Offensive Player of the Year

### Sun Belt Conference

- 2008 Michael Desormeaux

## Defensive Player of the Year

### Big West Conference

- 1993 Orlando Thomas
- 1994 Orlando Thomas

## Freshman of the Year

### Sun Belt Conference

- 2005 Tyrell Fenroy

## National Football Foundation & College Hall of Fame

### Hampshire Honor Society

- 2010 Chris Fisher 3.33 (Accounting)
- 2010 Scott Hayes 3.80 (Accounting)
- 2010 Phillip Nevels 3.82 (Anthropology)
- 2009 Michael Desormeaux 3.91 (General Studies)
- 2008 Lamar Morgan 3.34 (Management)

## Conference Players of the Week

### Sun Belt Conference

- |                |                         |               |
|----------------|-------------------------|---------------|
| Nov. 23, 2009  | Grant Fleming, Jr.      | Special Teams |
| Oct. 19, 2009  | Tyler Albrecht, Jr.     | Special Teams |
| Oct. 12, 2009  | Dwight Bentley, So.     | Defense       |
| Sept. 14, 2009 | Antwyne Zanders, Sr.    | Defense       |
| Sept. 14, 2009 | Tyler Albrecht, Jr.     | Special Teams |
| Sept. 7, 2009  | Spencer Ortego, Jr.     | Special Teams |
| Dec. 8, 2008   | Michael Desormeaux, Sr. | Offense       |
| Dec. 8, 2008   | Drew Edmiston, Sr.      | Special Teams |
| Nov. 3, 2008   | Tyrell Fenroy, Sr.      | Offense       |
| Oct. 20, 2008  | Daylon McCoy, So.,      | Defense       |
| Oct. 13, 2008  | Jason Chery, Sr.        | Offense       |
| Oct. 6, 2008   | Tyrell Fenroy, Sr.      | Offense       |
| Oct. 6, 2008   | Jason Chery, Sr.        | Special Teams |
| Sept. 29, 2008 | Tyrell Fenroy, Sr.      | Offense       |
| Sept. 29, 2008 | Derik Keyes, Sr.        | Defense       |
| Nov. 12, 2007  | Rodney Hardeway, Sr.    | Defense       |
| Sept. 10, 2007 | Jarrett Jones, Sr.      | Defense       |
| Sept. 3, 2007  | Jason Chery, Jr.        | Special Teams |
| Oct. 23, 2006  | Drew Edmiston, So.      | Special Teams |
| Oct. 9, 2006   | Jerry Babb, Sr.         | Offense       |
| Oct. 2, 2006   | Drew Edmiston, So.      | Special Teams |
| Oct. 2, 2006   | Jerry Babb, Sr.         | Offense       |
| Sept. 25, 2006 | Jason Chery, So.        | Special Teams |
| Sept. 25, 2006 | Jerry Babb, Sr.         | Offense       |
| Nov. 28, 2005  | Sean Comiskey, Sr.      | Special Teams |
| Nov. 28, 2005  | Tyrell Fenroy, Fr.      | Offense       |
| Oct. 31, 2005  | Sean Comiskey, Sr.      | Special Teams |
| Oct. 31, 2005  | Tyler Norman, Sr.       | Defense       |
| Oct. 31, 2005  | Tyrell Fenroy, Fr.      | Offense       |
| Oct. 24, 2005  | Eugene Kwarteng, Sr.    | Defense       |
| Sept 19, 2005  | Derrick Smith, Fr.      | Offense       |
| Sept 19, 2005  | Johnny Hardway, Jr.     | Defense       |
| Oct. 4, 2004   | Sean Comiskey, Jr.      | Special Teams |
| Sept. 6, 2004  | Jerry Babb, So.         | Offense       |
| Nov. 17, 2003  | Sean Comiskey, So.      | Special Teams |
| Nov. 17, 2003  | Jerry Babb, Fr.         | Offense       |
| Oct. 27, 2003  | C.C. Brown, Jr.         | Defense       |
| Oct. 20, 2003  | Sean Comiskey, So.      | Special Teams |
| Sept. 29, 2003 | Sean Comiskey, So.      | Special Teams |
| Sept. 1, 2003  | Travis Smothers, Jr.    | Offense       |
| Sept. 1, 2003  | Patrick Lamy, Sr.       | Special Teams |
| Nov. 18, 2002  | Charles Tillman, Sr.    | Special Teams |
| Nov. 11, 2002  | Sean Comiskey, Fr.      | Special Teams |
| Nov. 11, 2002  | Eric Rekieta, Jr.       | Offense       |
| Sept. 16, 2002 | Fred Stamps, Jr.        | Offense       |
| Sept. 9, 2002  | Nick Dugas, Jr.         | Special Teams |
| Oct. 22, 2001  | Jon Van Cleave, So.     | Offense       |
| Sept. 3, 2001  | Jonathon Knott, Jr.     | Special Teams |

### Big West Conference

- |                |                       |         |
|----------------|-----------------------|---------|
| Nov. 6, 1995   | Jake Delhomme-Jr.     | Offense |
| Nov. 5, 1994   | Patrice Alexander-Sr. | Defense |
| Oct. 22, 1994  | Patrice Alexander-Sr. | Defense |
| Sept. 19, 1994 | John Harris-Sr.       | Defense |
| Nov. 20, 1993  | Jeff Mitchell-So.     | Defense |
| Oct. 23, 1993  | Jeff Mitchell-So.     | Defense |
| Oct. 9, 1993   | Orlando Thomas-Jr.    | Defense |
| Oct. 2, 1993   | Orlando Thomas-Jr.    | Defense |
| Sept. 18, 1993 | Conrad Lewis-Sr.      | Defense |

# all-time LETTERWINNERS

history

**NOTE:** The following is a compilation of **LETTERWINNERS**, including the year in which they lettered. However, it is NOT a list of squad members, for the Louisiana-Lafayette football program dating back as far as records exist. To make corrections or provide information that will aid in its accuracy, please contact the UL Sports Information Office at (337) 851-2255 or write to us at Cox Communications Athletic Center, 201 Reinhardt Dr., Lafayette, LA 70506. Please also visit the Athletic Network at [www.athleticnetwork.net](http://www.athleticnetwork.net) for the names and contact information of former athletes and support group members.

<b>A</b>	AUGUST, Clifton	2000	BERNARD, Karl	1985-86	BRANDEN, Justin	2007-08	CALDARERA, Curt	1980-81	
ABADIE, Ulysses	1973-76	AURIENE, Orkeys	2007-09	BERNHARD, William	1941	BREAUX, Dwayne	1980-82	CALHOUN, Curtis	1978-80
ABEL, Doug	1972	AUTIN, David	1970-72	BERRY, Marrious	2000-02	BREAUX, Rodney	1977-79	CALLOWAY, Joe	1960
ABEL, Glynn	1937-38	AUTREY, Grant	1999-00, 2002-03	BERTRAND, D.	1910	BRENNAN, Jim	1964-67	CAMBRE, B.J. Roland	1923-25
ABRAHAM, J.J.	1944	AYCOCK, Roy E.	1910-11	BERTRAND, Charles	1975-76, 1979	BRENNAN, Pat	1993-96	CAMP, Wilbur	1938-39
ABRAMS, Tyrone	1997	AZIOS, Richard	1970-73	BEST, Jack	1947-48	BRENNER, Jim	1986-87	CAMPBELL	1919
ABRAMSON, Albert	1926	<b>B</b>		BIAS, Jerome	2000	BRETZ, Tim	1978-79	CAMPBELL	1946
ACCIME, Frantz	2007-08	BABB, Jerry	2003-06	BICKHAM, T.E.	1940-42	BRIAN, Ben	1946-47	CAMPBELL, Clint	1984-87
ACHEE, Henry	1925	BABIN, Maury A.	1943-44	BICKHAM, Tom	1932-34	BRIDGES, Danny	1960	CAMPBELL, Louis	1940-41
ADAMS, E.P.	1969	BABINEAUX, Baron	1967-69	BIENVENU, George	1914-15	BRIGHAM, Kim	1970-72	CAMPBELL, Xavier	2004
ADAMS, Earl	1925	BABINEAUX, Baron	1967-69	BIENVENU, Marcel	1929-30	BRIGNAC, Jack	1947-48	CANNON, Marty	1994-97
ADAMS, Ed	1938-40	BABINEAUX, Dexter	1995	BIENVILLE, Angelle	1927	BRISTER, Darren	1996, 1998-2000	CANNON, Tommy	1970
ADAMS, Emory H.	1923-26	BAER, Brett	2009	BILICH, Andrew	1950-51	BROCK, Hoyd	1932-34	CAPRIOTTI, Mark	1976-77
ADAMS, Ewart J.	1924-25	BAGGETT, Randy	1991-92	BILLON, Henri	1949-51	BROCKMAN, Harold	1943	CAREY, Benny	1984-86
ADAMS, Michael	2003-06	BAILEY, Joe	1944-45	BLACKBURN, William	1943	BROGGIE, Bob (FB)	1961-62	CARGILE, J.S.	1944
ADAMS, Ronnie	1998-99	BAILEY, Joe	1993-94	BLACKLEDGE, Glynn	1952-54	BROOKS, Demetrios	2001-03	CARRIERE, E.J.	1919-20
ADAMS, Roy	1945	BAILEY, Robert	1931	BLACKMAN, Brad	1992-93	BROOKS, Matt	1977-79	CARROLL, Dan	1953
ADAMS, Seth	2007	BAKER, Charles	1954-57	BLACKSON, Kenneth	1981-83	BROOKS, Richard	2008	CARSON, F.M.	1917-18, 1920
ADKINS, Aylmer	1933-35	BAKER, Donnell	1992	BLAIR, Donald	1969-72	BROUSSARD, D.	1945	CARSON, S.E.	1944
ADKINS, Dave	1960-62	BAKER, Greg	1994-95	BLAIR, Wayne	1972	BROUSSARD, Edward	1945-47	CART, Jack	1930-32
ADKINS, Horace	1936, 1938-39	BAKER, Jack	1950-51	BLANCHARD, Herbert	1955-57	BROUSSARD, Gerald	1980, 1982-83	CARTER, Jerrell	2002-04
AGE, Louis	1970-71	BAKER, Jason	1997	BLANCHARD, Hubert	1952-55	BROUSSARD, Glenn	1962-63	CARTER, John	1986-87
AGE, Louis	1989-91	BALDWIN, Gene	1942	BLANCHARD, Ken	1968-70	BROUSSARD, Kevin	1984-85	CARTER, Marcus	1993
AGUILLARD, L.E.	1917-18, 1921	BALDWIN, Russell	1975	BLANCHET, Paul	1913	BROUSSARD, P.D.	1987-90	CASANOVA, Johnny	1982-83
ALBERT, Darrell	1997	BALEN, Mike	1943	BLANCO, Ed	1979-80	BROUSSARD, Patrick	1984-87	CASBON, Myles	1968-71
ALBRECHT, Tyler	2007, 2009	BALLARD, Georg	1956-57, 1960-61	BLAPPERT, Darryl	2003	BROUSSARD, Rodney	1946-47	CASEY, Jay	1988-89
ALBRITTE, Bill	1949	BANDURA, John	1939-41	BLOUNT, Gerren	2006-09	BROUSSARD, Wilson	1940-42	CASHEN, Pershing	1940-41
ALEXANDER, Danny	1982-85	BARKER, Leon	1939-40	BODDEN, Steve	1982-84	BROWN, C.C.	2003-04	CASSIDY, E.	1915
ALEXANDER, Patrice	1992-94	BARBER, Melvin	1985-88	BOGGS, Elgin	1927-28	BROWN, Charles	1951-53	CASTON, E.E. "Butch"	1962
ALEXANDER, Van Ray	1988-90	BARR, William T.	1922-24	BOLTON, Billy	1941	BROWN, Charles	1982-83	CAVALIER, Dave	1960-62
ALEXANDER, Wylie	1940	BARROUSSE, Victor	1929	BOLTON, Larry	1971, 1973	BROWN, Charles	1997-98	CELLA, Eugene	1932-34
ALLEMAN, Slattery	1912-14	BARTEL, Eric	2000-03	BONIN, Tilden	1930-31	BROWN, Clay	1984	CHAMBERS, Eugene	1996-99
ALLEN, G.M.	1944	BARTLEY, Frank	1974-76, 1978	BONSALL, Jim	1954-55	BROWN, E.	1919-20	CHAMBLISS, Stuart	1983-85
ALLEN, J.C.	1960	BARTON, Jim	1967-69	BOOK, Mike	1987	BROWN, Raymond	1929-31	CHAMP, Clifford	1987-90
ALLEN, Jerry	1960	BASILE, A.	1945	BOOKER, Draylon	2009	BROWN, Ty	2003	CHAMPAGNE, Kirk	1991-92
ALLEN, Mickey	1952-53	BASS, Cassie	1932-34	BOOKER, Leroy	1969-71	BRUMMEL, Bob	1950, 1954-56	CHAMPAGNE, Randy	1976-79
ALLEN, Willie	1978-80	BASS, Travis	2003-04	BOOKSH, R.W.	1944	BRUND, Mike	1966	CHANCE, William	2005, 2007
ALONZO, Don	1953-54	BASS, William	1938-40	BORDELON, John	1973-76	BRUPBACHER, Ross	1999-01, 2003	CHANEY, N.H.	1944
ANDERSON, Brent	1980-81	BATISTE, D'Anthony	2000-03	BORDELON, P.W.	1929-30	BRYANT, Brad	2008	CHAPLAIN, F.	1945
ANDERSON, Jermal	1996	BATTON, Peter	1984-86	BOUDREAUX, Bobby	1962	BRYANT, Paul	1985	CHAPMAN, Kevin	1994
ANDREPONT, Milton	1959-60	BAUER, Phil	1962	BOUDREAUX, Chris	1981-84	BUCKLES, Mike	1978-80	CHAPPUIS, Maurice	1947-48
ANDREWS, Doyle	1943	BAYARD, Bill	1963-66	BOUDREAUX, Craig	1962-63	BUCKLEY, John J.	1911-12	CHARKALIS, Garrett	2000-01
ANDREWS, Dwayne	1993-95	BEADLE, Merritt	1932	BOUDREAUX, Doyle	1951-53	BUDD, Charles J.	1946	CHARLES, Claude	1978-80
ANDRUS, Chad	1990-91	BEALE, L.S.	1918	BOUDREAUX, Jerry	1952-55	BUFORD, Frederick D.	1963, 1965	CHARLES, Dallas	2001-02
ANDRUS, Ray Ted	1946-47	BEARD, Carl	1949-50	BOUDREAUX, Kelly	1995-98	BUFORD, Mark	1996-97	CHAROULEAUX, Ronald	1952-54
ANGELLOS, Cyrus	1914	BEAVERS, Bill	1954	BOUDREAUX, Leroy	1969-71, 1973	BUIS, Otto	1952-53	CHATMAN, David	1979-81
ANNULIS, Keith	1987-89	BEDD, Charles	1946	BOUDREAUX, Pat	1980-82	BUJARD, Alton M.	1922-25	CHAUVIERE, Raoul	1931
ARABIE, Brandon	1997-98	BELL, Vernon	1936-38	BOUDREAUX, Ray	1945, 1947, 1949-50	BUJOL, James	1958	CHAUVIN, Jay E.	1970-71
ARCHANGEL, Stephen	2001-02	BELLARD, Greg	1984	BOULET, Lloyd	1927, 1929-30	BULLIARD, Dan	1929-30	CHEVENVERT, Eddie	1962
ARCHER, Ben	1995-98	BELTON, Kevin	2004-07	BOURGEOIS, Antonio	1982-84	BURKHALTER, Brent	2005-07	CHENIER, Ken	1975-78
ARENA, Phil	1956-59	BENEFIELD, Isaac	1991-92	BOURGEOIS, Ashton	1936-38	BURKS, Ian	2007-09	CHERY, Jason	2005-08
ARMANT, Jacques	1995-96	BENHAM, Mickey	1956-59	BOURQUE, Blake	1999-2002	BURLEIGH, Gene	1955-57	CHIASSON, Ed	1970-72
ARMIT, James	1983	BENNETT, Charles	1983-84	BOURQUE, G.	1910-11	BURRIS, Carlton	1984-85	CHIASSON, Steve	1992
ARMS, Johnny	1959-60	BENOIT, George	1961-63	BOURQUE, Tommy	1986-87	BURROWS, A.M.	1941	CHILDERS, Allen	1972-73
ARMSTRONG, Henry	1943	BENOIT, John	1966-67	BOURQUE, U.	1911	BUSTLE, Brad	2006-09	CIESLAK, Matt	1998-2001
ARMSTRONG, Laurie	1960	BENOIT, Kyron	2008-09	BOWEN, Kevin	1991	BUTLER, Wayde	1989-92	CLARK, C.	1943
ARMSTRONG, Robert E.	1960	BENSON, George	2003	BOYD, Quinton	2002	BYARS, Freddie	1962-64	CLARK, John	1962
ARNAUD, Chad	1995	BENTLEY, Dwight "Bill"	2008-09	BOYER, Jason	1996-99	<b>C</b>		CLARK, Ronald	1942
ARONS, Gary	1973-74	BERCEGEAY, Linden	1955-58	BOYNICK, Kenny	1973	CABBLE, Paul	1993-96	CLAYTON, John	1988-89
ARVIE, Robert	1987, 1989-91	BERCEGEAY, M.	1910-11	BRABHAM, Casey	1992-94	CADE, Ryan	1997-2000	CLEMENT, Anthony	1994-97
ASHLEY, Billy Joe	1956-57	BERGERON, Brent	1999-2000	BRADLEY, Joe	2004-06	CAESAR, John	1946-47	CLEMENT, Danny	1970-73
ATER, Dan	1995-96	BERGERON, C.	1913	BRADLEY, Kim	1973-74	CAGLE, Bugs	1929	CLEMENT, James	1997-98
ATKINS, James	1989-92	BERGERON, Mickey	1966-68	BRADLEY, William	1946-47, 1949	CAGLE, Christian Keener	1922-25	CLEMMONS, Edward	1951
ATKINS, Murray	1986-89	BERNARD, A.J.	1958	BRAMMELL, Dave	1982-85	CALAIS, Ricky	2000-03	CLOUD, Edward	1943
AUBREY, Luke	2008-09	BERNARD, Allen	1929, 1931	BRANCH, Ken	1985-87	CALCAGNO, Tim	1986-87	COCKRELL, J.R.	1944
AUCOIN, Raymond	1925-26	BERNARD, John	1998-2000	BRAND, Elvin	1928-29			COE, Leo	1940-41, 1945



# all-time LETTERWINNERS

COFFEE, Richard	1958-60	DAVIS, Dave	1986	DUCOTE, Ewell	1929-31	FERGERTSON, W.A.	1944	GARTH, William	1936-37
COFIELD, Charley	1994	DAVIS, Ed	1976	DUFFY, Darius	2006	FERGUSON, Travis	2003-06	GARY, S.	1945
COLEMAN, Gerald	1985	DAVIS, Farris	1946	DUFRENE, Randy	1974	FERNANDEZ, Terry	1962, 1964	GASAWAY, Byron	1995-96
COLEMAN, Jerome	2000-02	DAVIS, Fred	2007	DUGAL, E.C.	1919-21	FERRELL, Jimmy	1933	GASAWAY, Keddric	1991, 1993
COLEMAN, Lanier	2007-08	DAVIS, Greg	1981, 1983	DUGAS, Charles	1971	FERTITTA, Sam	1932-34	GATEWOOD, Dexter	1987-89
COLEY, R.J.	1910	DAVIS, Hall	2007-09	DUGAS, Gerald	1967-69	FINCKE, Eric	1972-73	GAUDEAU, Burnice A.	1914-17
COLLINS, Donald	1988-90, 1992	DAVIS, J.V.	1944	DUGAS, Nick	2000-01	FINLEY, Kent	1964-67	GAUDET, Louis	1947-50
COLLINS, Patrick	1988-89	DAVIS, Ralph	1955-58	DUGAS, Peter	1996	FIRMAN, Madison	1962	GAUDIN, Charles	1951-52
COLQUITT, L.A.	1944-45	DAVIS, Robert	2000	DUGAS, Ross	2000	FISHER, Aaron	1993	GAUTIER, Blaine	2009
COMEAX, A.P.	1945	DAVIS, Rufus	1939	DUGAS, W.J.	1922-23	FISHER, Chris	2006-09	GEAREN, Frank	1953-55
COMFORT, Charles	1912	DAWN, Lamar	1996-97	DUGGER, Mike	1974-76	FISHER, David	1946-49	GENTRY, Thurman	1936
COMISKEY, Sean	2002-05	DAY, L.R.	1944	DUHON, Rodney	1989-90	FITZGERALD, James Robert	1941-42	GEORGE, Andre	1999-02
COMPTON, Elan	1911-12	DEACH, Jeremy	1995-97	DUKE, Weidman	1936	FLEMING, Grant	2007-09	GERAMI, F.	1945
CONERLY, Jerry	1953-54	DEAMER, Brian	1999-02	DUMOND, Lindsay	1954-55, 1959	FLETCHER, Jason	1995-96	GIBBENS, Jerry	1971-73
CONES, Travis	2003-04	DEAN, Derreck	2008-09	DUNCAN, J.Y.	1935-37	FLETCHER, Robert	1972-75	GIBBS, Allen	1966
COOK, D.A.	1944	DEAN, Jimmy	1951	DUPONT, Tody	1965-66	FLOOD, Robb	1995	GILBERT, Buddy	1947
COOK, Jeremy	2008	DECOSTER, Jonathan	2007-09	DUPRE, C. Reggie	1969-72	FLOOD, Richard	1960	GILL, Ralph	1958
COOPER, Jacco	1997	DECUIR, Pat	1987-90	DUPRE, Jeff	1993	FLOYD, Antonio	2000-03	GILL, Robert	1971-73
COPE, Charles	1952-53	DeFOREST, Joe	1983-86	DUPRE, Matt	2008-09	FLOYD, Glen	1985-86	GILLES, Ryan	2006
COPPER, Tyrone	1979-80	DEGEYTER, Roland	1968-70	DUPRE, Michael	1979-81	FLUGENCE, Phillip	1980-81	GILMORE, Anthony	1986-89
CORBIN, Robert	1939-41	DeJEAN, Fred	1981-84	DUPUIS, Andre	1926	FOGG, Ken	1988-90	GILMORE, Lerodric	1992-93, 1995
CORDILL, Olie	1961	DELAHOUSSAYE, William	1999-02	DUPUIS, Gladu	1925-27	FOLEY, David	1925-26	GISCLAIR, Corey	1992
CORMIER, Jay	1967-69	DELCAMBRE, A.T.	1934	DURANT, Nathaniel	1975-78	FOLSE, Barton	1996-99	GISCLAIR, Troy	1995-96
CORMIER, Jon	1926-28	DELESDERNIER, Marshall	2003-06	DUTNELL, Steve	1979-82	FONDREN, Hebert	1952-55	GISTORB, Chris	2000-01
COTTON, Kenyon	1993-96	DELHOMME, Jake	1993-96	DUTSCH, Thomas	1914-15	FONSECA, Kerry	2000	GIVENS, Ray	2004-07
COTTONHAM, Darrell	2000-01	DELHOMME, Tim	1989	DYER, Derek	1998-00	FONTENETTE, Dwayne	1987-90	GLENN, Clarence	1982-85
COURVILLE, J.R.	1980	DeMAHY, Bernard	1967	DYKES, Valdean	1946-48	FONTENOT, Steve	1984	GLIDEWELL, William	1947
COURVILLE, Tony	1978-79	DENABURG, Damon	1989-92			FORD, Oliver	1980, 1982-84	GOERTZ, Gerald	1952-54
COUSSAN, George	1968-70	DENBO, Marshall	1912			FOREMAN, Barney	1938	GOERTZ, Harold	1952-54
COUSTE, Tom	1964-66	DENMAN, A.B.	1944	<b>E</b>		FOREMAN, Frank	1954-57	GOFF, David	1975-76
COX, Brandon	2003-06	DENNIS, Zachary	1980-83	EAGER, Sam	1989-90	FORET, David	1979-82	GOFF, Marlon	1994-95
COX, John	1943	DENNISON	1918	EAGLES, Greg	1985-88	FORET, Gerald	1950-51	GOLDEN, Hunter	1990-91
CRAWFORD, A.M.	1924	DENT, James	1952-53	EARLES, W.	1952	FORET, Russell	1957	GOOCH, Stacy	1928-29
CRAWFORD, D.R.	1944-45	DeROUEN, Robert	1935-37	EARLY, Harold	1971-74	FORMAN, Charlie	1990-91	GOODLETT, Ross	2008
CRAWEUR, Don	1972-73	DESROTELS	1916	EASON, J.	1945	FORTIER, W.J.	1944	GORDON, A.	1945
CRESAPS, Stanley	1935-36	DESORMEAUX, Matthew	2008-09	EDMISTON, Drew	2006-08	FOSTER, Stan	1995	GORDY, M.	1918
CRIST, B.J.	2001-04	DESORMEAUX, Michael	2005-08	EDNEY, Jimmy	1964-67	FOURNET, Howard	1947-48, 1950-51	GORE, G.L.	1944-45
CROCHET, Ronnie	1953-56	DEVILLE, Delbert	1971-73	EHASZ, Mike	1984	FOURNET, Robert	1949-50	GOSNELL, Chester	1963-66
CROCKER, George	1924	DIBENDETTO, Mike	1977	EIKENBERG, Virgil	1943	FOX, Charles	1969-72	GOSNELL, Miles	1964-65
CROSS, Leslie	1968-71	DIBOLL, Dewey	1980-81	ELLER, Morris	1960	FRAMEL, Brit	2005-06	GOSSEN, Steve	1957-60
CROWDER, C.E.	1930-31	DICKERSON, David	1996-98	ELLIS, Mike	1996-97	FRANCEZ, Jules	1914	GRAY, Charles	1977
CROWE, M.W.	1944	DIDIER, Raymond	1938-39, 1946	ENGLISH, Ron	1968-70	FRANCOIS, Jonas	1989-90, 1992	GRAY, David	1977-79
CROWSON, George	1948-51	DIGIOVANNI, Paul	1946-49	ENNIS, Gavin	1974-75	FRANCOIS, Reginald	1990-92	GREEN, Bertrand	1982-84
CRUSE, Matt	1990-92	DIMMICK, O.	1920-22	ERNEST, Justin	2004-05	FRANK, Marshall	1991	GREEN, Ladarius	2008-09
CRUTHIRDS, Joe	1936	DOBYNS, Robert	1957-58	ESCHETTE, J.D.	1950	FRANKLIN, Brad	1998-01	GREEN, Tre'	2004-07
CULPEPPER, Willie	1985-88	DODD, Lawrence	1940-41, 1946	ESCOYNE, Tony	1984	FREDERICK, Dennis	1985-87	GREER, R.S.	1919
CUMBO, Larry	1954	DODSON, Robert	1951-52	ESPERAN, C.R.	1944	FREDRICK, Corey	2005-06	GREIG, Kenny	1963-66
CUNNINGHAM, Chevis	1932	DOLLOHITE, Hillery	1939	EUGENE, Micah	1994	FREDRICKSON, Freddie	1962	GREMILLION, Larry	1974-77
CUNNINGHAM, Richie	1989-92	DOMAS, Mike	1975-76	EVANS, Joe	1981-84	FREEMAN, David	1997	GRESHAM, Billy	1973-76
CURLEY, F.	1911	DOMEC, Lance	1997-2000	EVANS, Joseph	1993-96	FREEMAN, James	1990-92	GRIFFIN, Dick	1955
CURRY, Dominic	1995	DOMENGEAUX, J.R.	1921-22	EVANS, Lamar	1986-87, 1989-90	FREEMAN, Luther	1988-89	GRIFFIN, James J.	1948, 1950
CUTLER, Christopher	2003	DOMENGEAUX, Roy	1952-54	EVELAND, Roland	1977	FROMENTAL, Logan	1962	GRIFFIN, Jim	1954
		DOMINGUE, Jim	1961-63	EXPOSITO, Joe	1966	FROST, Jack	1972	GROS, George	1965-66
<b>D</b>		DONALD, Larue	1934			FRUGE	1917	GROTEFEND, John	2006
DABBS, Phil	1964-65	DOTSON, Kelcy	1995-96	<b>F</b>		FUEHRER, Paul	1963	GROUCHY, Cyril	1914
DAIGLE, Brian	1978	DOUCET, L.	1917	FAIR, Mack	2003-06	FUNK, Charles	1948	GRUNSON, G	1919
DAIGLE, Edwards	1913-16	DOUCET, Maxime	1913-14	FAKIER, Theo	1942, 1946	FUSELIER, Charles	1962-64	GUERIMER, Gaston	1912
DAIGLE, G.A.	1917	DOUGLAS, Eddie	1933-35	FALGOUT, Carlton	1959-61			GUIDROZ, George	1910
DAIGLE, L.	1919-20	DOUGLAS, Nate	2008	FALGOUT, John	1949-52	<b>G</b>		GUIDRY, Danny	1989, 1991
DALY, Herbert	1951	DOUGLAS, Warren	1942, 1946-48	FALGOUT, Lanny	1961-62	GAAR, David	1997-00	GUIDRY, David	1978-79
DANDRIDGE, Kenny	2009	DOWDLE, Wayne	1972	FALGOUT, Richie	2007-09	GADDIES, Tyrell	2009	GUIDRY, Emmanuel	1973-76
DANIELS, John	1941-43	DOXEY, R.C.	1915-17	FALGOUT, Terry	1982-85	GAGNET, Thomas Rupert	1937-39	GUIDRY, Keith	1981-84
DANIELS, Rod	1992	DOYLE, Edward	1970	FALIVENE, Rob	1979-81	GAJAN, Chipper	1978	GUIDRY, Louis	1942
DARK, Alvin	1943	DOYLE, James	1968-70	FALTER, Tim	2005-06	GAMMILL, Mike	1966	GUIDRY, Paul	1958
DAUZART, Atiba	2001	DOYLE, Jamie	1998	FARRIS, Davis J.	1945, 1947	GALLOWAY, Joe	1958	GUIDRY, Randy	1985-88
DAVID, Jerry	1979-80	DOZIER, Anthony	1997-98	FAUCHEAUX, Danny	1971	GANNON, Chris	1985-88	GUIDRY, Rocky	1990-93
DAVID, Randy	1963	DRESSER, Edwin	1946-48	FAULK, Boyd	1929	GARBER, Charles	1951-54	GUIDRY, Todd	1990
DAVIDSON, Hyder	1913-15	DROUANT, Lou	1953-55	FAULK, C.	1921-22	GARCIA, Ernie	1980-81	GUIDRY, Tommy	1965-66
DAVIES, Bernie	1938	DUBAZ, Brian	1979	FELDRS, Johnny	2002, 2004-06	GARDINER, Harvey	1936	GUILBEAU, Thomas	1913-15
DAVIS, Brickley	1985	DUCHARME, Robert	1941	FENROY, Tyrell	2005-08	GARRETT, Don	1966-68	GUILLORY, Bob	1966-68
DAVIS, Carlos	2002	DUCHARME, Sidney	1937-39	FENTON, Terry	2002-05	GARRY, Calise	1929-30	GUILLORY, Sean	1996



# all-time LETTERWINNERS

GUNNER, Ronald	1992-94
GUNTER, Sam	1937
GUY, Robert	1943
<b>H</b>	
HACKEY, Benjamin	1925
HAGAN, Ethbert	1930-32
HAIK, Dickie	1968-71
HAIRSTON, Bill	1972-74
HAJECATE, Thenes	1933, 1935-36
HAKEMACK, Chad	1995-98
HALL, A.	1916
HALL, Juan	1994-95
HALL, Keith	1980-81
HALL, Mark	1987-88
HALL, Stanley	1985-87
HAMILTON, Brad	1963-66
HAMILTON, George	1981, 1983-84
HAMILTON, Gregg	1994-95
HAMILTON, James	1981
HAMM, Norris	1979-82
HAMMER, Jake	1998
HANCHEY, Clinton G.	1925-28
HANCHEY, Theron A.	1920, 1922-24
HANDY, Carvin	1999
HANNAH, Clarence	1976-78
HANNAH, Hank	1971
HANSEN, Arthur	1977
HARDEE, Emanuel	1978
HARDEN, Linc	1991
HARDEWAY, Rodney	2004-07
HARDIN, Steve	1973-76
HARGETT, E.C.	1944
HARMON, Jesse	2000
HARRELL, Dean	1939
HARRIS, Joe	1988-89
HARRIS, John	1991-94
HARRIS, Julian	2004-05
HARRISON, Andy	1975-77
HARRISON, Josh	2003, 2005
HARRISON, Terrance	1986-87
HARRISON, Theron	1985-88
HART, Victor	1997-00
HARVEY, Guy	1963-66
HARVEY, Ronnie	2002-04
HARWELL, Lance	1981-83
HATHORN, Greg	2006-07
HATTEBERG, Al	1945-47
HAUSER, Tom	1967-70
HARVERTY, Mickey	1965-66
HAWKINS, F.G.	1917
HAYDEL, Marius	1989
HAYES, Tommy	1964
HAYES, Reggie	1991-92, 1994
HAYES, Scott	2006-09
HAYES, Tyjuan	1990-92
HAYNES, Ken	2003-04
HEAD, Kent	1978-81
HEARD, Holley	1943
HEARD, Nathaniel	1998, 2001
HEBERT, Aden	1912
HEBERT, Kyries	1999-01
HEBERT, J.O.	1917
HEBERT, Jay	1983-86
HEBERT, Jed	1983-86
HEBERT, Jimmy	1952-55
HEBERT, Kim	1989-90
HEBERT, Oscar	1910
HEBERT, Raymond	1942, 1946-48
HECKER, John	1950-51, 1953-54
HEINEN, Sam	1992-95

HELLESTINE, Henry	1999-00
HENCKEL, Roy	1951-54
HENDEREICH, Benny	1952
HENDERSON, Jackie	1959
HENDERSON, Shawn	2002
HENRY, Danny	1987-88
HENRY, Hutch	1948, 1950-51
HENRY, Roland	1968-70
HENRY, Roy	1975-77
HENSGENS, Christian	1998
HERBERT, Barry	1977-79
HEREFORD, R.M.	1918-19
HERMIS, Ken	1970-71
HERNANDEZ, Lynn	1958-60
HERNANDEZ, Mark	1979-80
HERPIN, Joe	1936-37
HERRICK, Dana	1985-86
HERRON, Jack	1950-52
HEWELL, Bill	1955
HEWITT, Dennis	1995
HICKMAN, Didi	1954
HICKS, Carlos	2001-02
HIGGINBOTHAM, Billy	1951-53
HIGGINS, Edgar	1932-34
HILL, Pierre	2008-09
HILL, Robert	1940
HILLS, Anthony	2003-06
HILLS, Keno	1993-95
HIRREL, Ignace	1911
HOBBS, Greg	1980-83
HOCKEY, Ben	1926
HODGES, Gerry	1947-49
HODGES, Greg	2001-02, 2004-05
HOFFMAN, Mike	1979-80, 1982
HOFFPAUIR, Robert	1970
HOHEISEL, Chad	1996
HOLIDAY, Emmitt	2000
HOLLIER, Ken	1968-69
HOLLINGSWORTH, Jim	1986-88
HOLLOWAY, Doyle	1959
HOLLOWAY, James	1926-28
HOLM, Jeff	1977-80
HOMER, Vernon	1981-84
HONEYCUTT, J.B.	1933-34
HOPKINS, Harvey	1913-15, 1917
HOPKINS, John	1977
HORNE, Patrick	1999
HOUSER, John	1938-40
HOWARD, John	1988-90
HOWELL, Evans	1978-79
HUDSON, Clay	1951-54
HUGHES, C.	1915-16
HULL, Tony	2001-02
HULS, William	1940-41, 1946
HUMBLE, Weldon	1943
HUNDLEY, Doug	1974, 1976-77
HUNT, Chad	1995
HUNTER, Jim	1967-70
HUNTER, Terrence	2000
HURST, Otis	1937-39
HYPOLITE, Peter	1989-91
<b>I</b>	
ILES, H.	1925
INHERN, Gary	1969-71
IRVING, Ron	1976-78
ISAAC, Carl	1985-86
ISAAC, Curtis	2004-05
ISACKS, Leonard	1984-86

<b>J</b>	
JACKSON	1918
JACKSON, Brian	1993-94
JACKSON, Britt	1993-96
JACKSON, Bruce	1980-82
JACKSON, Delbert	1935-36
JACKSON, Jordan	2004-05, 2007
JACKSON, Steve	1980-82
JACKSON, Thomas	1982-85
JACOB, Fred	1943
JACOBS, Chris	1982-85
JACOBS, Craig	1985-86
JACOBS, Laurence	1933-35
JAGAU, C.	1922
JAGOU, Lionel	1912
JAMES, Calvin	1977
JAMES, Crawford	1960
JAMES, Derace	2002-03
JANDE, Walter	1958-60
JEAN, Junior	2006, 2009
JEANSONNE, Ryan	1932-34
JEFFRIES, Shannon	1994-97
JEFFS, Brad	1992
JENKINS, Booker	2004-05
JENKINS, George	1990
JOERG, Josh	2000-03
JOFFRION, Eloi	1912-13
JOHNS, Leroy	1971-72
JOHNSON	1918
JOHNSON, Adam	1989-91
JOHNSON, Barry	1973-76
JOHNSON, Charles	1995-97
JOHNSON, Chester	2002-04, 2006
JOHNSON, Derick	1986-88
JOHNSON, Doug	2000
JOHNSON, Garrett	1994-97
JOHNSON, Gerald	1974-76
JOHNSON, Juan	1932
JOHNSON, Kenneth	1978
JOHNSON, Lawrence	2001-04
JOHNSON, Leadrew	1981-83
JOHNSON, O.S.	1946-48
JOHNSON, Robert	1986-88
JOHNSON, Steve	1971-74
JOHNSON, Thomas	1989-90
JONES, Brian	1999-00
JONES, Creighton	1981-83
JONES, Damian	2006
JONES, Dickie	1966
JONES, Erik	2005-08
JONES, Jarrett	2003-05, 2007
JONES, J.B.	1917
JONES, Julian	2008-09
JONES, Mike	1994-96
JONES, Muncie	2000
JONES, William	1998
JORDAN, Levi	1926-28
JOSEPH, Andrew "Rico"	2009
JOSEPH, Elvis	1997-99
JOSEPH, Gerald	1976-78
JOSEPH, Melvin	1961-62
JOSHUA, Jeremy	1997-99
JUDD, Jack	1943
JUDD, Saxon	1943
JUDICE, Steve	1984-86
JUUL, Robbie	1969-72
JUUL, Robert	1994, 1996-97

<b>K</b>	
KAPP, Gerald	1958-60
KASSEM, Chockey	1959-60
KEATING, Rick	1975
KEENUM, Jeff	1991
KELLER, Gay	1942, 1946-48
KELLY, Joe	1978-79
KELLY, Lance	2008-09
KELLY, Tommy	1961-63
KEMP, Jim	1966-69
KEMPER, W.Y.	1916
KENNEDY, Alfred	1977-78
KENNISON, James	1951-54
KEYES, Derik	2005-08
KEYS, Tim	1998-99
KIELY, Don	1963
KING, Darien	1998-01
KING, Hal	1979
KING, Jerry	1960
KING, Thomas	1985-88
KINGERY, Wayne	1948
KINGSBY, Torres	2004-07
KIRKPATRICK, Kyle	1982
KIRKPATRICK, Lavelle	1951-52
KITE, Joe	1950-51
KIZER, Jerry	1985
KLEINPETER, Leonard	1965-66
KLEINPETER, Vince	1968-70
KLING, Ty	1982, 1984-85
KLOAR, Morris	1927-29
KLOCK, Chris	2001, 2003-04
KLUNE, Joseph R.	1943-44
KNOTT, Jonathon	2001-02
KNOWLES, Charles	1969
KRAMER, Kasey	1991-94
KWARTENG, Eugene	2002-05
<b>L</b>	
LABBE, J.S.	1919-20
LACOUR, Andrew	1926
LACY, S.J.	1917
LAFLEUR, D.	1915
LAFLEUR, Glenn	1967-69
LAFLEUR, Harold	1926-28
LAMBERT, Greene	1934-35
LAMBOUSAY, George	1942
LAMERE, Mark	1997-98, 2000
LAMY, Patrick	2002-03
LANAUX, Chris	2006-09
LANCASTER, Art	1945
LANCON, Ray	1958-59
LANDERS, Nathan	1997
LANDRY, A.O.	1924
LANDRY, G.A.	1944
LANDRY, Gerald	1963-66
LANDRY, Henry	1930-32
LANDRY, Leland	1945-48
LANDRY, Lindsey	1962-63
LANDRY, Louis	1962-65
LANDRY, Maxie E.	1921-25
LANDRY, Pat	1981-82
LANDRY, Raoul	1925
LANDRY, Raoul	1935
LANE, Matt	2002-04
LANG, B.A.	1922-23
LANGSTON, Mike	1976-77
LAPEROUSE, Expidre	1959-60
LARCADE, Danny	1977-78
LATHAM, Bart	1980
LATION, Raymond	1973-76

LAUNY, Vorlies	1912
LAWSON, Javone	2009
LAXEY, Greg	1991
LEATHERWOOD, Vernon	1940
LEAUMONT, Pat	1969
LeBLANC, E.	1916
LeBLANC, Herbie	1964-67
LeBLANC, John	1988
LeBLANC, Marc	1990-93
LeBLANC, Rayford	1950-51
LeBLANC, Roy	1929
LeBLANC, Sidney	1935-36
LeBOUEF, Farrel	1972-73
LeCOMPTE, Jesse	1969-71
LEDET, Tony	1959-60
LEDET, Winston	1960-62
LEE, Henry	1978
LEE, J. Lloyd	1911-12
LEE, Louis	2006-09
LEGER, Sherwood	1965-66
LEGER, Zach	2006-07
LEIBERT, Fred	1948, 1950-52
LeJEUNE, Dale	1962
LeJEUNE, Geoff	1987-88
LEMMING, Harry	1992-93
LEMMON, H.	1920-21
LEMOINE, Mike	1988-90
LENNOX, Tom	1943
LENNUAU	1918
LEONARD, Marvin	1953-56
LEVENHAGEN, Scott	1972
LEVERT, Charles	1986-88
LEVIER, Abdule	2005-07
LEVY, T.L.	1930-31
LEWIS, Conrad	1991-93
LEWIS, E.J.	1949-51
LEWIS, Henry	1927
LEWIS, J.M. Jr.	1917-19
LEWIS, Jerry	1956-57
LEWIS, Kimmie	2003-04
LEWIS, Marty	1983-84
LEWIS, Robert	1924
LEWIS-BUCHANAN, Devon	2008-09
LINDSAY, Mason	1969-72
LINDSAY, Mosby	1933-35
LINDSEY, Eric	1996-97
LINDON, Dwight	2002-05
LINK, Gerald	1969
LITTLE, Knox	1937
LOYD, Bryan	2002-04
LLOYD, Rodney	1988-91
LOFLIN, J.T.	1943
LOLLEY, Jimmy	1986-87
LONG, Craig	1983-86
LOPRESTO, Greg	1975-76
LOTT, J.P.	1944
LOTT, Vernon	1959-61
LOVE, Alonzo	1972
LOVE, Randolph	1936
LOWRY, William	1950-51
LOWERY, Robert	1911-13
LOY, Shawn	1988
LUFFEY, George	1947, 1949
LUNDY, Robert	2000
LUQUETTE, Leslie	1986-88
LYONS, Sam	1912



# all-time LETTERWINNERS

history

<b>M</b>	
MACHEN, Richard	1958-60
MACK, Dusty	2008-09
MAGEE, John	1943
MAGGIO, Roy	1968
MAHONY, G.	1921
MAHONY, J.	1921
MAHTOOK, Ronnie	1980-81
MAIER, Freddie	1956-57
MAJORS, Danny	1960
MALKEMUS, Mark	1978-81
MALLERY, Elijah	2000
MALONEY, Michael	1994-95
MALVEAUX, Marcus	1999
MANSUR, Weber P. "Cooter"	1980-82
MANUEL, R.	1913
MARCELLO, L.J. "Buddy"	1947-49
MARKS, Al	1947
MARSHALL, Derrick	1998-01
MARSHALL, Larry	1975-76
MARSHALL, Lorenzo	1976
MART, Dickey	1966-69
MARTIN, Andy	1979-82
MARTIN, Andy	1997
MARTIN, James	1998-00
MARTIN, Jerry	1957
MASON, Damon	1994-96
MASON, S.A.	1916-18
MASSON, Chris	2008-09
MASTREAN, Don	1960
MATHEWS, Ken	1978
MATHEWS, Mike	1992-93
MATINGLY, Phillip	1977
MATTHEWS, Terrance	1989-91
MAURIN, Nemour	1956-57
MAY, Engle	1932-33
MAYEUX, Lee	1930
MAYWEATHER, Derrick	1993
MAYWEATHER, Garrick	1993-96
McCALL, Carroll	1927-28
McCANN, Howard	1960
McCLANAHAN, Randy	1975-76
McCOLLUM, Quent	1988-90
McCOY, Daylon	2007-09
McCULLOUGH, Geoffrey	2008-09
McCULLOUGH, Rex	1927-29
McDANIEL, Bobby	1960
McDONALD, Mike	1968-71
McDONALD, Randy	1971-73
McFARLAND, Wayne	1962-63
McGIBBONEY, Pat	1967
McGEE, A.E.	1917
McGOVERN, Al	1951-53
McGOWAN, Byron	1984
McGRATH, Ryan	1992-93
McGRAW, John	1941-42
McGUIRE, Brad	2008-09
McKAY, Jim	1965-68
McKAY, Wendell	1982-84
McKENZIE, Mike	1961-62
McKINLEY, Deryk	1994-95
McKINNEY, Steve	1986-88
McMILLAN, James	1969-71
McMURRY, Thurman	1932-34
McNUTT, Jim	1961-64
McRAIE, Dave	1978-79
MEAUX, H.E.	1921-22
MEISCHEN, Blake	1987-90
MELANCON, Dale	1971-74
MELKILD, Bill	1974

MENARD, Mike	1974-76
MENTEL, Adrian	1966-67
MERCHANT, Mike	1999
MERRY, Matt	1996-99
MESTEPEY, James	1949
MEYERS, Allen	1950-52
MICHEL, Donald	1970-72
MICHELET, Jim	1955-57
MILANO, Mike	1952-56
MILLER, Allen	1969-72
MILLER, Berr	1910
MILLER, Greg	1974-76
MILLER, Harold	1952-55
MILLER, Jeff	1989-90
MILLER, Lewis	1932
MILLER, Marlin	2007, 2009
MILLER, Rusty	1979
MILLER, Ted	1971-73
MILLER, Trikeith	1999-01
MILLET, Morris	1954
MITCHELL, Bobby	1988
MITCHELL, Brian	1986-89
MITCHELL, Jeff	1992-95
MITCHELL, Larry	1966-69
MITCHELL, Lester	1989
MITCHELL, Terry	1966-69
MIXON, F.G.	1949, 1951-53
MOAK, Stacey	1962
MOCEK, Steve	1991-94
MODICUT, Joseph "Moose"	1948
MOLKENBUHR, W.V.	1944
MONCLA, Buck	1990-93
MONCLA, Edward F.	1914-16
MONEY, Lanny	1960
MONK, Dewitt	1974
MONTALBANO, Nad	1925
MONTGOMERY, Lauree	1960
MONTGOMERY, Wilson	1938
MONTIE, Valsin	1928
MONROE, Cory	2001
MOORE, B.L.	1910
MOORE, Curtis	1956-57
MOORE, David	1951-54
MOORE, Jessie	1994
MOORE, Mike	2004-05
MOORE, Sharrick	2007-09
MOORE, Verlin	2007-08
MOREAU, Curry	1934-35
MOREL, Connor	2007
MOREL, Derek	2004
MORGAN, Chip	1988-90
MORGAN, Donovan	2001
MORGAN, Lamar	2003, 2005-07
MORGAN, Minis	1927, 1929
MORGAN, Welton	1983-85
MORRIS, A.C.	1915-16, 1921
MORRIS, J.W.	1921-22
MORRIS, Johnny	1927-29
MORROW, Chris	1983-85
MOSELEY, M.B.	1944
MOSING, Donald	1949
MOSS, Monroe	1931-33
MUEHR, Keith	1974-75
MULLA, J.Y.	1960-61
MULLIN, R.C.	1983-84, 1986-87
MURCHISON, Jarvis	2003
MURRY, Roy	1977-79
MUTH, Brady	1974-77

<b>N</b>	
NARCAVAGE, David	1996
NASH, Harold	1990-92
NEELY, Jacob	1940-41
NEGROTTO, Nick	1947
NEIL, Paul	1940-41, 1946
NEUSTROM, David	1971-74
NEUSTROM, Mike	1965-68
NEVELS, Phillip	2006-09
NEWMAN, Chad	1988-89
NEWMAN, Jesse	2004-07
NEWTON, Josh	2001
NICHOLLS, Jim	1962
NICHOLS, Hawley	1926
NICOLOSI, Pete	1960
NOBLE, Ralph	1943
NORMAN, Tyler	2003-04
NORTON, Paul	1988-90
NORMAND, C.V.	1910
NOWLIN, Robert	1943
NUNEZ, Carl	1956-58
NUNEZ, Ronnie	1978-80
<b>O</b>	
OAKES, C.W.	1939
O'BANNON, Robert	1943
O'BRIEN, Neal	1970-73
O'CONNOR, James	1953-55
ODENHEIMER, Steve	1969
ODOM, Jaron	2009
O'DONNELL, Herbert	1933-34
OLIVIER, David	1975-76
O'NEAL, Cliff	1959-61
O'QUINN, Gary	1956-58
O'RAND, Hebert	1939-40
ORTEGO, Michael	1967
ORTEGO, Spencer	2007-09
ORTEMOND, David	1994-95
OURBE, Johnnie	1959
OWENS, Chris	1986
OWENS, E. Thurman	1943-44
<b>P</b>	
PADGET, Don	1972
PALMER, John	1986-87
PALOZZI, D.A.	1944
PANNELL, Richard	1986-88
PARDO, Diego	1942
PARKER, Bruno	1974-76
PARQUET, Felton	1986-89
PARSONS, Marvin	1978-81
PATE, Richard	1946-49
PATIN, Daryl	1957-58
PATIN, Mike	1961-64
PAUL, Don	1992, 1994
PAYNE, Ron	1997, 1999
PENDERGRAFT, Roy	1967-70
PENNIMON, Rudolph	1988-90
PENNINGTON, James	1992, 1994
PENTECOST, Mike	1976-77
PEREZ, Bernard	1984
PERKINS, Ed	1975-76
PERKINS, J.B.	1945
PERKINS, Pierre	1982-85
PERKINS, Robert	1943
PERRIN, Luther	1931, 1933-34
PERRON, E.P.	1923
PERRONE, Chris	2003
PETERSON, Chad	1997
PETIT, Donald	1946-47

PEYTON	1918
PHILLIPS, Keifer	1990-91
PHILLIPS, LaQuincy	1988, 1990
PILLOW, Robert	1943
PINEGAR, James	1973-75
PINGSTON, David	1978-81
PINKNEY, Steve	1996-98
PIRTLE, Kyle	2007-09
PITCOCK, Wayne	1943
PITTS, Lemuel	1977-79
PLASENCIA, Gilberto	1992
PLAUCHE, Lemoyne	1932-34
PLOUHAR, Kyle	2008-09
PLY, John	1943
POCHE, James	1973-76
POIMBOEUF, Lance J.	1960-62
POIRRIER, Steve	1965-68
POISSO, Ryan	1995-97
POLK, Larry	1976
POLLARD, Barry	1974-75
POOL, Charles	1991-93
POPOVER, M.F.	1945
PORTER, Arthur	1943
PORTER, Harold	1974-75
POTTER, Cecil	1925-26
PRATER, David	2003
PRATHER, William	1947
PRATT, Edward	1964-67
PREIS, Edwin	1965-68
PRICE, Booker	1977-78
PRICE, Ernest Joe	1949-51
PRICE, John	1947
PRICE, Lonny	1963-65
PRIER, Marcus	1993-95
PRIMEAUX, Tony	1974
PRUDHOMME, Dwight	1979-82
PRYOR, Melvin	1952-53
<b>Q</b>	
QUOYESER, Camille	1962-64
<b>R</b>	
RABALAIS, Ken	1969
RADER, Ted	1947
RAMSEY, John	1940-42
RAMOS, Junior	2006-07
RANDALL, Trey	2001-02
RANDELL, Herman	1943
RANDLE, Cardell	1985-87
RATCLIFF, Bob	1952-53
RAUSH, Jonathan	1999-02
RAYMOND, Ben	1950-51
RAYMOND, J. Randy	1970-72
RAYMOND, Corey	2006-07
RAYMOND, L.J.	1947-48
READ, G	1913
REED, J.C.	2002
REDDING, Joe	1985-88
REDDISH, Wardell	1994
REEVES, Billy	1939
REEVES, Chad	1992
REKIETA, Eric	2002-03
REIDMILLER, Dennis	1977-78
REINE, Wayne	1960
REININGER, Ernest	1943
RENFROW, Winston	1930-32
RESWEBER, Bert	1961-63
REYNOLDS, B.	1944-45
REYNOLDS, Phillip	1979-80
RICE, S.S.	1944
RICHARD, Chris	2008-09

RICHARD, Clarence	1928
RICHARD, Donald	1994-96
RICHARD, Marcell	1976
RICHARD, N.J.	1921
RICHARD, Willie J.	1914-17
RICHARDSON, E.J.	1921-23
RICHARDSON, Terrell	2007-09
RICHMOND, James	1943
RICKEY, F.A.	1918-22
RISHER, Mark	2004-07
RIVIERE, A.B.	1918
RIX, Ross	2003
ROACH, George	1949
ROBBINS, Kevin	2004-05
ROBERSON, Chancellor	2006-08
ROBERTS	1918
ROBERTS, Craig	1991-93
ROBERTS, Gundy	1939-40
ROBERTS, James	2003
ROBERTS, Ronnie	1958-59
ROBERTSON, Robert	1931-32
ROBICHEAUX, Ronnie	1953
ROBINSON, Charles	1940-42
ROBINSON, John	1990-93
ROBINSON, Myron	1991, 1993
ROBINSON, Ronald	1972-73
ROBINSON, Willie	1999-00
RODEMACHER, Morgan	1929-31
RODGERS, Joseph	1937-39
RODRIGUE, G.A.	1972-75
ROTHELE, Jim	1981-83
ROGERS, David	1967-70
ROGERS, Baron	1995-98
ROGERS, Jermaine	2007-09
ROGERS, Scooter	2007-08
ROGERS, Tommie	1971-72
ROLLE, Maurice, Jr.	2007-09
ROLUFS, Frank	1926-27, 1929
ROMERO, Cody	1994-96
RONQUILLO, Ray	1988-90
ROONEY, Jerry	1953
ROSS, Terrance	1990-92
ROTH, Louis	1952-55
ROTH, Matt	1983
ROUSSEL, George	1968-69
ROVETO, John	1977-79
ROY, Terry	1912-13
RUBIN, Caleb	2008
RUDICK, G.W.	2002-03
RUFF, Wayne	1959
RUGER, W.A.	1920-23
RUGER, Wagner R.	1924-25
RULE, Bob	1975-76
RUSSELL, Bobby	1954
RUSSELL, Jim Vic	1937-38
RYBOLT, Chip	1988
<b>S</b>	
ST. AMANT, Bob	1967-70
SADDLER, Harvey	1964
SAIA, Vincent	1927-29
SAILS, Andrea	2008-09
SALARY, Kerry	1985, 1987
SALASSI, Carol	1941-42
SAMPSON, Walter	1999-02
SAMPY, BILL	2002-05
SAMUELS, Cleo	1971-73
SANBORN, Jason	1995
SANDERS, Billy	1995-96
SANDERS, Jamaal	2002-03
SANDERS, Wofferd	1926





# head coaching LEDGER

history

Year	Overall	Conference	Head Coach
<b>No Conference Affiliation (1901-1947)</b>			
1901	2-0		Ashby Woodson
1902	1-2		Ashby Woodson
1903	1-1		J. Ovey Herpin
1904	2-0-1		Edwin F. Gayle
1905	No Team (Yellow Fever Epidemic)		
1906	1-0-1		Herbert McNaspy
1907	1-0		Jefferson Caffery
1908	6-0		Clement J. McNaspy
1909	5-2-2		Clement J. McNaspy
1910	6-2-1		Clement J. McNaspy
1911	1-4-1		Clement J. McNaspy
1912	3-4		H. Lee Prather
1913	4-4		Clement J. McNaspy
1914	5-3		R.B. Dunbar
1915	5-2-1		R.B. Dunbar
1916	7-1		T.Ray Mobley
1917	8-2		Clement J. McNaspy
1918	4-1		Clement J. McNaspy
1919	2-4-2		T.Ray Mobley
1920	2-8		H.O. Tudor
1921	9-2		T.Ray Mobley
1922	3-4-2		T.Ray Mobley
1923	7-3		T.Ray Mobley
1924	6-2-1		T.Ray Mobley
1925	7-2		T.Ray Mobley
1926	6-3-1		T.Ray Mobley
1927	2-7-1		T.Ray Mobley
1928	4-5		T.Ray Mobley
1929	2-7		T.Ray Mobley
1930	2-8		T.Ray Mobley
1931	1-6-1		T.F. Wilbanks
1932	3-4		T.F. Wilbanks
1933	6-3		T.F. Wilbanks
1934	5-4		T.F. Wilbanks
1935	2-8		T.F. Wilbanks
1936	2-7-1		T.F. Wilbanks
1937	4-3-1		Johnny L. Cain
1938	8-2-1		Johnny L. Cain
1939	3-5-1		Johnny L. Cain
1940	6-3-1		Johnny L. Cain
1941	6-2-1		Johnny L. Cain
1942	3-4		Louis Whitman
1943	5-0-1		Louis Whitman
1944	5-4		Louis Whitman
1945	1-6-1		Louis Whitman
1946	6-4		Johnny L. Cain
1947	6-2		George Mitchell

Year	Overall	Conference	Head Coach
<b>Gulf States Conference (1948-1970)</b>			
1948	6-3-1	3-2	George Mitchell
1949	6-3	3-2	George Mitchell
1950	5-4	2-3	A.L. Red Swanson
1951	6-4	3-2	Raymond Didier
1952	5-2-2	3-0-2	Raymond Didier
1953	4-7	2-4	Raymond Didier
1954	5-4	4-2	Raymond Didier
1955	5-4	3-3	Raymond Didier
1956	4-6	1-5	Raymond Didier
1957	4-5-1	2-3-1	John Robert Bell
1958	1-8	0-5	Jim "Red" Hoggatt
1959	4-5	2-3	Jim "Red" Hoggatt
1960	6-4	3-2	Jim "Red" Hoggatt
1961	2-8	0-5	Russ Faulkinberry
1962	4-5-1	2-3	Russ Faulkinberry
1963	4-5	1-4	Russ Faulkinberry
1964	5-4	2-3	Russ Faulkinberry
1965	7-3	4-1	Russ Faulkinberry
1966	6-4	3-2	Russ Faulkinberry
1967	6-4	3-2	Russ Faulkinberry
1968	8-2	5-1	Russ Faulkinberry
1969	5-5	3-2	Russ Faulkinberry
1970	9-3	5-0	Russ Faulkinberry

Year	Overall	Conference	Head Coach
<b>Southland Conference (1971-1981)</b>			
1971	5-4-1	2-2-1 (4th)	Russ Faulkinberry
1972	5-6	1-4 (t-5th)	Russ Faulkinberry
1973	0-10	0-5 (6th)	Russ Faulkinberry
1974	2-9	0-5 (6th)	Augie Tammariello
1975	6-5	2-3 (4th)	Augie Tammariello
1976	9-2	4-1 (t-1st)	Augie Tammariello
1977	6-4-2	2-1-2 (2nd)	Augie Tammariello
1978	3-8	2-3 (t-4th)	Augie Tammariello
1979	4-7	1-4 (t-4th)	Augie Tammariello
1980	7-4	4-1 (2nd)	Sam Robertson
1981	1-9-1	0-4-1 (6th)	Sam Robertson

Year	Overall	Conference	Head Coach
<b>FBS Independent (1982-1992)</b>			
1982	7-3-1		Sam Robertson
1983	4-6		Sam Robertson
1984	6-5		Sam Robertson
1985	4-7		Sam Robertson
1986	6-5		Nelson Stokley
1987	6-5		Nelson Stokley
1988	6-5		Nelson Stokley
1989	7-4		Nelson Stokley
1990	5-6		Nelson Stokley
1991	2-8-1		Nelson Stokley
1992	2-9		Nelson Stokley

Year	Overall	Conference	Head Coach
<b>Big West Conference (1993-1995)</b>			
1993	8-3	5-1 (t-1st)	Nelson Stokley
1994	6-5	5-1 (t-1st)	Nelson Stokley
1995	6-5	4-2 (t-2nd)	Nelson Stokley

Year	Overall	Conference	Head Coach
<b>FBS Independent (1996-2000)</b>			
1996	5-6		Nelson Stokley
1997	1-10		Nelson Stokley
1998	2-9		Nelson Stokley
1999	2-9		Jerry Baldwin
2000	1-10		Jerry Baldwin

Year	Overall	Conference	Head Coach
<b>Sun Belt Conference (2001-2009)</b>			
2001	3-8	2-4 (t-4th)	Jerry Baldwin
2002	3-9	2-4 (t-4th)	Rickey Bustle
2003	4-8	4-3 (t-2nd)	Rickey Bustle
2004	4-7	2-5 (t-7th)	Rickey Bustle
2005	6-5	5-2 (t-1st)	Rickey Bustle
2006	6-6	3-4 (t-5th)	Rickey Bustle
2007	3-9	3-4 (t-5th)	Rickey Bustle
2008	6-6	5-2 (2nd)	Rickey Bustle
2009	6-6	4-4 (5th)	Rickey Bustle



C.J. McNaspy

### All-Time Head Coaching Records (By Victories)

Coach	Tenure	W	L	T	PCT
Russ Faulkinberry	1961-73	66	62	2	.515
Nelson Stokley	1986-98	62	80	1	.437
T. Ray Mobley	1916, 1919, 1921-30	57	48	7	.540
<b>Rickey Bustle</b>	<b>2002-2009</b>	<b>38</b>	<b>56</b>	<b>0</b>	<b>.404</b>
Clement J. McNaspy	1908-11, 1913, 1917-18	34	15	4	.679
Johnny L. Cain	1937-41, 1946	33	19	5	.623
Augie Tammariello	1974-79	30	34	2	.470
Raymond Didier	1951-56	29	27	2	.517
Sam Robertson	1980-85	29	34	2	.462
T.F. Wilbanks	1931-36	19	32	2	.377
George Mitchell	1947-49	18	8	1	.685
Louis Whitman	1942-45	14	14	2	.500
Jim "Red" Hoggatt	1958-60	11	17	1	.393
R.B. Dunbar	1914-15	10	5	1	.656
Jerry Baldwin	1999-2001	6	27	0	.182
A.L. "Red" Swanson	1950	5	4	0	.556
John Robert Bell	1957	4	5	1	.450
Ashby Woodson	1901-02	3	2	0	.600
H. Lee Prather	1912	3	4	0	.429
Edwin F. Gayle	1904	2	0	1	.833
H.O. Tudor	1920	2	8	0	.200
Jefferson Caffery	1907	1	0	0	1.000
Herbert McNaspy	1906	1	0	1	.750
J. Ovey Herpin	1903	1	1	0	.500
Dan "Sonny" Roy	1973	0	1	0	.000

# opponent INFORMATION

all-time series results

## LOUISIANA VS. CURRENT NCAA DIVISION I FOOTBALL BOWL SUBDIVISION (formerly Division I-A)

### ALABAMA (0-8)

Year	Date	Result/Score	Site
1941	Sept. 27	L, 6-47	Tuscaloosa
1942	Sept. 25	L, 0-54	Tuscaloosa
1946	Oct. 12	L, 0-54	Tuscaloosa
1984	Sept. 22	L, 14-37	Tuscaloosa
1987	Oct. 3	L, 10-38	Tuscaloosa
1988	Nov. 12	L, 0-17	Tuscaloosa
1989	Oct. 14	L, 17-24	Tuscaloosa
1990	Oct. 6	L, 6-25	Lafayette

### ARIZONA STATE (0-1)

Year	Date	Result/Score	Site
2001	Oct. 6	L, 27-63	Tempe

### ARKANSAS (0-4)

Year	Date	Result/Score	Site
1991	Sept. 21	L, 7-9	Fayetteville
1995	Nov. 11	L, 13-24	Fayetteville
1998	Sept. 5	L, 17-38	Fayetteville
2002	Nov. 16	L, 17-24	Fayetteville

### ARKANSAS STATE (20-17-1)

Year	Date	Result/Score	Site
1953	Oct. 17	L, 12-13	Jonesboro
1954	Oct. 16	W, 36-2	Lafayette
1966	Nov. 5	L, 14-17	Lafayette
1967	Nov. 4	W, 7-6	Jonesboro
1968	Nov. 9	W, 20-9	Lafayette
1969	Oct. 18	L, 0-26	Little Rock
1971	Nov. 6	T, 10-10	Jonesboro
1972	Sept. 30	L, 18-21	Lafayette
1973	Sept. 15	L, 13-27	Jonesboro
1974	Nov. 29	L, 6-28	Lafayette
1975	Oct. 4	L, 17-39	Jonesboro
1976	Nov. 6	W, 23-14	Lafayette
1977	Nov. 5	L, 15-17	Jonesboro
1978	Nov. 4	L, 6-16	Lafayette
1979	Sept. 29	W, 13-9	Jonesboro
1980	Oct. 11	W, 3-0	Lafayette
1981	Oct. 10	L, 3-14	Jonesboro
1982	Oct. 9	L, 13-20	Lafayette
1988	Nov. 19	L, 21-38	Lafayette
1989	Nov. 18	W, 29-28	Lafayette
1990	Nov. 10	W, 17-16	Jonesboro
1991	Nov. 16	W, 17-13	Jonesboro
1992	Nov. 21	L, 7-20	Lafayette
1993	Oct. 16	W, 19-3	Jonesboro
1994	Oct. 8	W, 26-0	Lafayette
1995	Oct. 7	W, 33-9	Jonesboro
1996	Oct. 12	W, 42-31	Lafayette
1997	Oct. 4	W, 41-38	Jonesboro
1998	Oct. 17	W, 21-19	Lafayette
1999	Oct. 30	L, 27-31	Jonesboro
2001	Oct. 13	L, 20-26	Jonesboro
2002	Nov. 9	W, 13-10	Lafayette
2004	Oct. 23	W, 27-24	Lafayette
2005	Oct. 13	L, 36-39	Jonesboro
2006	Nov. 25	W, 28-13	Lafayette
2007	Oct. 13	L, 21-52	Jonesboro
2008	Oct. 18	W, 28-23	Lafayette
2009	Nov. 7	W, 21-18	Jonesboro

### AUBURN (0-4)

Year	Date	Result/Score	Site
1945	Nov. 10	L, 0-52	Auburn
1985	Sept. 7	L, 7-49	Auburn
1991	Nov. 9	L, 7-50	Auburn
1992	Oct. 24	L, 24-25	Auburn

### CENTRAL MICHIGAN (1-1)

Year	Date	Result/Score	Site
1989	Sept. 9	W, 22-20	Lafayette
1991	Sept. 7	L, 24-27	Mt. Pleasant

### CINCINNATI (1-3)

Year	Date	Result/Score	Site
1973	Oct. 13	L, 0-27	Cincinnati
1975	Oct. 25	L, 17-23	Cincinnati
1976	Sept. 18	W*, 7-3	Lafayette
1978	Oct. 28	L, 13-38	Lafayette

### COLORADO STATE (1-0)

Year	Date	Result/Score	Site
1987	Nov. 21	W, 35-28	Lafayette

### EAST CAROLINA (6-4)

Year	Date	Result/Score	Site
1977	Oct. 29	W, 9-7	Greenville
1978	Sept. 23	L, 9-38	Lafayette
1980	Sept. 13	W, 27-21	Greenville
1981	Oct. 17	L, 31-35	Lafayette

1983	Oct. 8	L, 18-21	Greenville
1984	Nov. 3	W, 42-24	Lafayette
1985	Oct. 12	W, 16-14	Lafayette
1986	Oct. 4	W, 21-10	Greenville
1988	Oct. 1	W, 48-36	Greenville
1990	Sept. 22	L, 10-20	Lafayette

### EASTERN MICHIGAN (1-1)

Year	Date	Result/Score	Site
2005	Sept. 10	L, 10-31	Ypsilanti
2006	Sept. 30	W, 33-14	Lafayette

### FLORIDA (0-4)

Year	Date	Result/Score	Site
1945	Oct. 27	L, 0-45	Gainesville
1985	Oct. 19	L, 0-45	Gainesville
1993	Nov. 6	L, 14-61	Gainesville
1996	Aug. 31	L, 21-55	Gainesville

### FLORIDA ATLANTIC (1-4)

Year	Date	Result/Score	Site
2005	Oct. 6	L, 10-28	Lafayette
2006	Oct. 18	W, 6-0	Boca Raton
2007	Oct. 20	L, 32-39 (ot)	Lafayette
2008	Nov. 15	L, 29-40	Boca Raton
2009	Oct. 24	L, 29-51	Lafayette

### FLORIDA INTERNATIONAL (6-1)

Year	Date	Result/Score	Site
2003	Nov. 8	W, 43-10	Lafayette
2004	Oct. 2	W, 43-34	Miami
2005	Nov. 12	W, 28-7	Lafayette
2006	Nov. 18	W, 17-7	Miami
2007	Nov. 17	W, 38-28	Miami
2008	Nov. 1	W, 49-20	Lafayette
2009	Oct. 31	L, 17-20 (ot)	Miami

### FRESNO STATE (2-1)

Year	Date	Result/Score	Site
1976	Sept. 11	W*, 41-14	Lafayette
1977	Sept. 10	W, 34-13	Lafayette
1980	Sept. 20	L, 14-16	Fresno, Calif.

### HAWAII (0-1)

Year	Date	Result/Score	Site
1977	Oct. 1	L, 6-20	Honolulu

### HOUSTON (3-6)

Year	Date	Result/Score	Site
1946	Sept. 21	W, 13-7	Houston
1948	Oct. 2	W, 21-7	Lafayette
1949	Oct. 8	L, 7-28	Lafayette
1992	Oct. 3	L, 7-63	Houston
1996	Oct. 5	L, 24-31	Lafayette
1999	Sept. 18	L, 0-45	Houston
2002	Sept. 14	L, 17-36	Houston
2003	Sept. 13	L, 14-21	Lafayette
2006	Oct. 7	W, 31-28	Houston

### IDAHO (3-1)

Year	Date	Result/Score	Site
2001	Oct. 20	W, 54-37	Moscow
2002	Nov. 2	W, 31-28	Lafayette
2003	Oct. 25	W, 31-20	Lafayette
2004	Oct. 16	L, 25-38	Moscow

### ILLINOIS (0-1)

Year	Date	Result/Score	Site
2008	Sept. 13	L, 17-20	Champaign

### KANSAS STATE (1-3)

Year	Date	Result/Score	Site
1994	Sept. 3	L, 6-34	Manhattan
2004	Sept. 18	L, 20-40	Manhattan
2008	Sept. 27	L, 37-45	Manhattan
2009	Sept. 12	W, 17-15	Lafayette

### KENT STATE (1-0)

Year	Date	Result/Score	Site
2008	Sept. 20	W, 44-27	Lafayette

### LOUISIANA STATE (0-22)

Year	Date	Result/Score	Site
1902	Oct. 16	L, 0-42	Lafayette
1911	Oct. 7	L, 0-42	Baton Rouge
1912	Nov. 5	L, 3-85	Baton Rouge
1913	Oct. 11	L, 0-26	Lafayette
1914	Sept. 27	L, 0-47	Baton Rouge
1916	Sept. 30	L, 0-24	Lafayette
1917	Oct. 6	L, 6-20	Baton Rouge
1919	Oct. 4	L, 0-39	Baton Rouge
1923	Oct. 6	L, 3-7	Baton Rouge
1924	Oct. 4	L, 7-31	Baton Rouge
1925	Oct. 3	L, 6-38	Baton Rouge
1926	Oct. 2	L, 0-34	Baton Rouge
1927	Oct. 1	L, 0-52	Baton Rouge
1928	Oct. 6	L, 0-45	Baton Rouge
1929	Oct. 5	L, 0-58	Baton Rouge

1930	Oct. 4	L, 0-85	Baton Rouge
1935	Nov. 23	L, 0-56	Baton Rouge
1936	Nov. 21	L, 0-93	Baton Rouge
1938	Nov. 19	L, 0-32	Baton Rouge
2002	Oct. 5	L, 0-48	Baton Rouge
2006	Sept. 2	L, 3-45	Baton Rouge
2009	Sept. 19	L, 3-31	Baton Rouge

### LOUISIANA TECH (33-46-6)

Year	Date	Result/Score	Site
1910		L, 0-75	Unknown
1915	Nov. 3	T, 7-7	Ruston
1916	Nov. 14	W, 26-0	Ruston
1917		W, 57-0	Unknown
1920	Oct. 30	L, 0-24	Ruston
1921	Nov. 11	L, 0-20	Ruston
1924	Nov. 15	W, 20-6	Lafayette
1925	Nov. 20	W, 22-13	Ruston
1926	Nov. 5	L, 0-23	Lafayette
1927	Nov. 5	L, 0-13	Ruston
1928	Nov. 4	W, 46-6	Lafayette
1929	Dec. 7	L, 7-24	Ruston
1930	Oct. 7	L, 0-7	Ruston
1931	Oct. 17	L, 0-38	Ruston
1932	Oct. 21	L, 0-15	Lafayette
1933	Oct. 14	W, 13-7	Ruston
1934	Oct. 12	W, 25-0	Lafayette
1935	Oct. 11	L, 0-25	Ruston
1936	Oct. 8	L, 7-20	Lafayette
1937	Nov. 12	T, 0-0	Ruston
1938	Nov. 4	W, 27-7	Ruston
1939	Nov. 4	W, 12-6	Ruston
1940	Nov. 1	W, 7-6	Lafayette
1941	Oct. 31	L, 0-12	Ruston
1942	Oct. 30	W, 12-7	Lafayette
1944	Oct. 14	W, 15-0	Ruston
1944	Nov. 18	L, 0-7	Lafayette
1945	Oct. 5	L, 12-14	Lafayette
1945	Nov. 17	W, 13-7	Ruston
1946	Nov. 2	L, 6-34	Lafayette
1947	Nov. 1	L, 0-9	Ruston
1948	Oct. 30	L, 14-24	Lafayette
1949	Oct. 29	L, 0-21	Ruston
1950	Nov. 4	W, 41-13	Lafayette
1951	Nov. 3	W, 34-7	Ruston
1952	Nov. 1	T, 19-19	Lafayette
1953	Oct. 31	L, 7-27	Ruston
1954	Oct. 30	W, 25-0	Lafayette
1955	Oct. 29	L, 14-28	Ruston
1956	Oct. 27	L, 6-33	Lafayette
1957	Oct. 12	L, 13-28	Ruston
1958	Oct. 11	L, 0-33	Lafayette
1959	Oct. 10	L, 13-21	Ruston
1960	Oct. 8	W, 6-2	Lafayette
1961	Oct. 7	L, 0-12	Ruston
1962	Oct. 6	W, 13-6	Lafayette
1963	Oct. 12	L, 0-45	Ruston
1964	Oct. 10	L, 3-6	Lafayette
1965	Oct. 9	W, 16-8	Ruston
1966	Oct. 15	W, 21-12	Lafayette
1967	Oct. 7	W, 20-14	Ruston
1968	Oct. 12	W, 28-24	Lafayette
1969	Oct. 11	L, 21-34	Ruston
1970	Oct. 10	W, 20-10	Lafayette
1971	Oct. 9	L, 15-35	Ruston
1972	Sept. 9	L, 0-7	Lafayette
1973	Sept. 22	L, 0-23	Ruston
1974	Oct. 12	L, 20-35	Lafayette
1975	Oct. 11	L, 14-24	Ruston
1976	Oct. 2	W, 31-26	Lafayette
1977	Oct. 8	T, 21-21	Ruston
1978	Oct. 7	W, 24-6	Lafayette
1979	Oct. 6	L, 0-17	Ruston
1980	Nov. 15	W, 17-9	Lafayette
1981	Oct. 31	T, 17-17	Ruston
1982	Nov. 13	T, 29-19	Lafayette
1983	Nov. 19	W, 13-9	Lafayette
1984	Sept. 8	W, 17-16	Ruston
1985	Sept. 14	L, 23-24	Ruston
1986	Nov. 22	L, 14-23	Lafayette
1988	Oct. 8	L, 16-19	Ruston
1989	Sept. 2	L, 14-40	Lafayette
1990	Sept. 29	L, 10-24	Ruston
1991	Oct. 26	T, 14-14	Lafayette
1992	Oct. 10	L, 7-21	Ruston
1993	Nov. 27	W, 21-17	Lafayette
1994	Oct. 1	W, 13-3	Ruston
1995	Nov. 4	W, 40-33	Lafayette
1996	Sept. 28	W, 37-31	Ruston
1997	Nov. 15	L,	



# opponent INFORMATION

all-time series results

## TEMPLE (0-1)

Year	Date	Result/Score	Site
1977	Oct. 22	L, 20-27	Philadelphia

## TENNESSEE (0-2)

Year	Date	Result/Score	Site
1992	Sept. 5	L, 3-38	Knoxville
2007	Nov. 3	L, 7-59	Knoxville

## TEXAS (0-2)

Year	Date	Result/Score	Site
2000	Sept. 9	L, 10-52	Austin
2005	Sept. 3	L, 3-60	Austin

## TEXAS A&M (1-5)

Year	Date	Result/Score	Site
1990	Sept. 15	L, 14-63	College Station
1991	Sept. 28	L, 7-34	College Station
1996	Sept. 14	W, 29-22	Lafayette
1997	Sept. 20	L, 0-66	College Station
2002	Aug. 31	L, 7-31	College Station
2006	Sept. 9	L, 7-51	College Station

## TEXAS TECH (0-5)

Year	Date	Result/Score	Site
1994	Nov. 12	L, 7-39	Lubbock
1996	Nov. 16	L, 21-56	Lubbock
1997	Sept. 13	L, 14-59	Lubbock
1999	Sept. 11	L, 17-38	Lafayette
2000	Sept. 16	L, 0-26	Lubbock

## TROY (8-6)

Year	Date	Result/Score	Site
1946	Nov. 8	W, 64-0	Lafayette
1947	Oct. 11	W, 26-0	Lafayette
1948	Sept. 25	W, 26-19	Lafayette
1949	Sept. 24	W, 48-25	Lafayette
1950	Oct. 7	W, 40-14	Lafayette
1951	Oct. 6	W, 44-7	Troy
1952	Oct. 4	W, 54-14	Lafayette
1994	Sept. 17	L, 20-39	Lafayette
2004	Nov. 13	L, 10-13	Lafayette
2005	Oct. 29	W, 31-28 (ot)	Lafayette
2006	Nov. 4	L, 28-42	Troy
2007	Sept. 22	L, 31-48	Lafayette
2008	Nov. 22	L, 3-48	Troy
2009	Nov. 28	L, 31-48	Lafayette

## TULANE (4-21)

Year	Date	Result/Score	Site
1911	Oct. 18	L, 0-27	New Orleans
1912	Oct. 12	L, 0-96	New Orleans
1914	Oct. 17	L, 0-33	New Orleans
1915	Oct. 9	L, 0-13	New Orleans
1918	Nov. 28	L, 0-74	New Orleans
1919	Oct. 11	L, 0-73	New Orleans
1920	Oct. 2	L, 0-79	New Orleans
1923	Sept. 29	L, 2-20	New Orleans
1924	Sept. 27	L, 0-14	New Orleans
1929	Oct. 19	L, 0-60	New Orleans
1930	Sept. 22	L, 0-84	New Orleans
1974	Sept. 14	L, 16-17	New Orleans
1983	Oct. 15	L, 15-17	New Orleans
1985	Nov. 9	L, 17-27	New Orleans
1986	Nov. 1	L, 39-42	New Orleans
1987	Nov. 14	L, 10-38	New Orleans
1988	Oct. 29	W, 51-34	New Orleans
1989	Sept. 16	L, 10-17	New Orleans
1990	Sept. 1	W, 48-6	New Orleans
1993	Oct. 9	W, 36-15	New Orleans
1995	Oct. 28	W, 32-28	New Orleans
1997	Nov. 1	L, 0-56	Lafayette
1998	Oct. 31	L, 20-72	New Orleans
1999	Oct. 16	L, 32-48	New Orleans
2000	Oct. 7	L, 37-38	Lafayette

## TULSA (5-4)

Year	Date	Result/Score	Site
1977	Sept. 3	W, 48-21	Lafayette
1978	Sept. 16	L, 3-10	Tulsa
1979	Sept. 15	L, 20-28	Tulsa
1984	Nov. 17	W, 18-17	Tulsa
1986	Oct. 11	W, 17-13	Lafayette
1989	Oct. 7	W, 21-13	Lafayette
1990	Oct. 20	W, 25-13	Tulsa
1991	Oct. 12	L, 20-34	Lafayette
1992	Oct. 31	L, 9-27	Tulsa, Okla.

## UAB (2-4)

Year	Date	Result/Score	Site
1995	Sept. 9	W, 56-21	Lafayette
1996	Oct. 19	L, 29-39	Birmingham
1997	Sept. 27	L, 7-42	Lafayette
1998	Oct. 3	L, 13-24	Birmingham
2000	Sept. 30	L, 2-47	Birmingham
2002	Sept. 21	W, 34-0	Lafayette

## UCF (0-4)

Year	Date	Result/Score	Site
1998	Oct. 24	L, 10-42	Lafayette
2001	Nov. 24	L, 0-31	Orlando
2005	Oct. 1	L, 21-24	Lafayette
2007	Sept. 29	L, 19-37	Orlando

## ULM (22-23)

Year	Date	Result/Score	Site
1951	Sept. 15	L, 7-13	Lafayette
1953	Nov. 28	L, 6-35	Monroe
1954	Oct. 9	W, 41-7	Lafayette
1955	Oct. 8	W, 26-6	Monroe
1956	Oct. 6	L, 19-45	Lafayette
1957	Oct. 5	W, 6-0	Monroe
1958	Oct. 4	L, 8-29	Lafayette
1959	Oct. 31	L, 20-34	Monroe
1960	Oct. 29	W, 7-8	Lafayette
1961	Oct. 28	L, 20-27	Shreveport
1962	Oct. 27	W, 18-10	Shreveport
1963	Nov. 9	L, 6-7	Monroe
1964	Nov. 7	W, 23-7	Lafayette
1965	Nov. 6	W, 14-10	Monroe
1966	Oct. 29	L, 7-10	Monroe
1967	Oct. 28	L, 6-17	Lafayette
1968	Nov. 2	L, 7-20	Monroe
1969	Nov. 1	W, 9-7	Monroe
1970	Oct. 31	W, 9-7	Monroe
1971	Oct. 30	W, 31-7	Lafayette
1976	Dec. 4	W, 7-5	Lafayette
1979	Sept. 1	W, 17-13	Lafayette
1980	Sept. 27	L, 0-24	Monroe
1981	Sept. 19	L, 17-20	Monroe
1982	Nov. 6	W, 40-26	Lafayette
1983	Sept. 10	L, 6-31	Monroe
1984	Sept. 15	L, 6-7	Lafayette
1986	Sept. 13	W, 24-20	Lafayette
1987	Oct. 24	W, 17-7	Monroe
1989	Sept. 30	W, 24-10	Monroe
1991	Aug. 31	L, 10-21	Lafayette
1992	Sept. 12	W, 31-23	Lafayette
1997	Oct. 25	L, 21-28 (ot)	Lafayette
1998	Nov. 7	L, 24-34	Monroe
1999	Oct. 23	L, 7-31	Lafayette
2000	Nov. 4	W, 21-18	Monroe
2001	Oct. 27	W, 17-12	Lafayette
2002	Nov. 23	L, 10-34	Monroe
2003	Oct. 11	L, 42-45	Lafayette
2004	Nov. 20	L, 10-13	Monroe
2005	Nov. 26	W, 54-21	Monroe
2006	Dec. 2	L, 20-39	Lafayette
2007	Nov. 24	L, 11-17	Lafayette
2008	Oct. 4	W, 44-35	Monroe
2009	Nov. 21	W, 21-17	Lafayette

## UNLV (4-0)

Year	Date	Result/Score	Site
1985	Oct. 26	W, 20-13	Las Vegas
1987	Sept. 12	W, 21-10	Lafayette
1993	Nov. 20	W, 31-14	Las Vegas
1994	Nov. 5	W, 28-27	Lafayette

## UTAH STATE (1-1)

Year	Date	Result/Score	Site
1993	Sept. 4	L, 13-34	Lafayette
1994	Oct. 22	W, 27-25	Logan

## UTEP (0-1)

Year	Date	Result/Score	Site
2008	Nov. 8	L, 24-37	Lafayette

## VIRGINIA TECH (0-1)

Year	Date	Result/Score	Site
1996	Nov. 2	L, 16-47	Blacksburg

## WASHINGTON STATE (0-2)

Year	Date	Result/Score	Site
1997	Nov. 8	L, 7-77	Pullman
1999	Oct. 9	L, 0-44	Pullman

## WESTERN KENTUCKY (3-0)

Year	Date	Result/Score	Site
1992	Sept. 26	W, 17-14	Lafayette
1998	Nov. 21	W, 38-24	Lafayette
2009	Oct. 17	W, 30-22	Bowling Green

## WESTERN MICHIGAN (1-0)

Year	Date	Result/Score	Site
1994	Nov. 19	W, 17-14	Lafayette

## WYOMING (0-1)

Year	Date	Result/Score	Site
1991	Sept. 14	L, 15-28	Laramie

## LOUISIANA VS. CURRENT NCAA DIVISION I FOOTBALL CHAMPIONSHIP SUBDIVISION (formerly Division I-AA)

### CHATTANOOGA (3-4)

Year	Date	Result/Score	Site
1965	Nov. 25	L, 25-27	Lafayette
1970	Sept. 26	W, 24-20	Chattanooga
1972	Oct. 14	W, 22-21	Chattanooga
1973	Sept. 29	L, 10-21	Lafayette
1974	Oct. 26	W, 21-20	Lafayette
1983	Sept. 18	L, 14-38	Lafayette
1984	Sept. 1	L, 7-9	Chattanooga

### FURMAN (1-0)

Year	Date	Result/Score	Site
1976	Oct. 16	W, 27-16	Lafayette

### IDAHO STATE (1-0)

Year	Date	Result/Score	Site
1985	Sept. 21	W, 31-30	Lafayette


### JACKSONVILLE STATE (0-1)

Year	Date	Result/Score	Site
2000	Nov. 11	L, 14-28	Lafayette

### MCNEESE STATE (15-20-2)

Year	Date	Result/Score	Site
1951	Sept. 22	W, 35-14	Lake Charles
1952	Nov. 22	W, 20-13	Lake Charles
1953	Nov. 21	W, 47-13	Lafayette
1954	Nov. 20	W, 55-12	Lake Charles
1955	Nov. 19	L, 7-12	Lafayette
1956	Nov. 17	W, 35-33	Lake Charles
1957	Nov. 23	L, 0-13	Lafayette
1958	Nov. 22	L, 8-9	Lake Charles
1959	Nov. 21	W, 19-14	Lafayette
1960	Nov. 19	L, 10-29	Lake Charles
1961	Nov. 18	L, 0-25	Lafayette
1962	Nov. 17	L, 0-19	Lake Charles
1963	Nov. 23	L, 7-14	Lafayette
1964	Nov. 21	L, 9-24	Lake Charles
1965	Nov. 20	W, 14-7	Lafayette
1966	Nov. 19	W, 7-0	Lake Charles
1967	Nov. 18	W, 31-6	Lafayette
1968	Nov. 23	W, 12-7	Lake Charles
1969	Nov. 22	W, 21-17	Lafayette
1970	Nov. 21	W, 13-7	Lake Charles
1971	Nov. 19	L, 10-20	Lafayette
1972	Nov. 25	W, 10-0	Lake Charles
1973	Nov. 24	L, 0-37	Lafayette
1974	Sept. 21	L, 0-38	Lake Charles
1975	Nov. 22	L, 21-33	Lafayette
1967	Nov. 20	L, 19-20	Lake Charles
1977	Nov. 25	T, 9-9	Lafayette
1978	Nov. 25	L, 18-44	Lake Charles
1979	Nov. 17	L, 6-10	Lafayette
1980	Nov. 22	L, 0-14	Lake Charles
1981	Nov. 21	L, 7-14	Lafayette
1982	Nov. 20	T, 10-10	Lake Charles
1983	Nov. 12	W, 48-16	Lafayette
1984	Nov. 10	L, 17-30	Lake Charles
1985	Nov. 16	L, 3-14	Lafayette
1986	Nov. 15	W, 33-13	Lake Charles
2007	Sept. 15	L, 17-38	Lafayette

# opponent INFORMATION



## LOUISIANA STUNS NO. 25 TEXAS A&M

Louisiana shocked the nationally-ranked Texas A&M Aggies 29-22 on Sept. 14, 1996, before 38,783 fans at Cajun Field. The victory was the Cajuns' first in school history against a ranked opponent.

Team	First Game	Last Game	W	L	T	PCT
Alabama	1941	1990	0	8	0	.000
Arizona State	2001	2001	0	1	0	.000
Arkansas	1991	2002	0	4	0	.000
<b>Arkansas State</b>	<b>1953</b>	<b>2009</b>	<b>20</b>	<b>17</b>	<b>1</b>	<b>.540</b>
Auburn	1945	1992	0	4	0	.000
<b>Big 12 Conference</b>	<b>1996</b>	<b>2009</b>	<b>2</b>	<b>16</b>	<b>0</b>	<b>.111</b>
Big East Conference	1996	1997	0	2	0	.000
Big Ten Conference	2001	2008	0	4	0	.000
Central Michigan	1989	1991	1	1	0	.500
Chattanooga	1965	1984	3	4	0	.429
Cincinnati	1973	1978	1*	3	0	.250
Colorado State	1987	1987	1	0	0	1.000
Conference USA	1996	2008	3	21	0	.125
East Carolina	1977	1990	6	4	0	.600
Eastern Michigan	2005	2006	1	1	0	.500
Florida	1945	1996	0	4	0	.000
<b>Florida Atlantic</b>	<b>2005</b>	<b>2009</b>	<b>1</b>	<b>4</b>	<b>0</b>	<b>.200</b>
<b>Florida International</b>	<b>2003</b>	<b>2009</b>	<b>6</b>	<b>1</b>	<b>0</b>	<b>.857</b>
Fresno State	1976	1980	2*	1	0	.666
Furman	1976	1976	1	0	0	1.000
<b>Georgia</b>	<b>First Meeting</b>					
Hawai'i	1977	1977	0	1	0	.000
Houston	1946	2006	3	6	0	.286
Idaho	2001	2004	3	1	0	.750
Idaho State	1985	1985	1	0	0	1.000
Illinois	2008	2008	0	1	0	.000
Jacksonville State	2000	2000	0	1	0	.000
Kansas State	1994	2009	1	3	0	.250
Kent State	2008	2008	1	0	0	1.000
Louisiana State	1911	2009	0	22	0	.000
Louisiana Tech	1910	2004	33	46	6	.424
McNeese State	1951	2007	15	20	2	.432
Memphis	1950	1996	4	9	0	.307
Miami (Fla.)	1929	1930	1	1	0	.500
Miami (Ohio)	1991	1993	0	2	0	.000
<b>Mid-American Conference</b>	<b>1989</b>	<b>2008</b>	<b>4</b>	<b>5</b>	<b>0</b>	<b>.444</b>
<b>Middle Tennessee</b>	<b>1999</b>	<b>2009</b>	<b>6</b>	<b>5</b>	<b>0</b>	<b>.546</b>
Minnesota	2001	2003	0	3	0	.000
<b>Mississippi</b>	<b>1986</b>	<b>1987</b>	<b>0</b>	<b>2</b>	<b>0</b>	<b>.000</b>
Mississippi State	1940	1987	0	3	0	.000
Nebraska	2009	2009	0	1	0	.000
Nevada	1995	1995	0	1	0	.000
New Mexico State	1975	2004	4	3	0	.571
Nicholls State	1990	2001	2	0	0	1.000
North Carolina A&T	2006	2006	1	0	0	1.000
<b>North Texas</b>	<b>1969</b>	<b>2009</b>	<b>6</b>	<b>8</b>	<b>0</b>	<b>.429</b>
Northern Illinois	1988	1996	6	3	0	.667
Northwestern State	1909	2005	37	35	3	.513

Team	First Game	Last Game	W	L	T	PCT
<b>Ohio</b>	<b>2007</b>	<b>2007</b>	<b>0</b>	<b>1</b>	<b>0</b>	<b>.000</b>
<b>Oklahoma State</b>	<b>1986</b>	<b>2003</b>	<b>0</b>	<b>6</b>	<b>0</b>	<b>.000</b>
PAC 10 Conference	1997	2001	0	3	0	.000
Pittsburgh	1997	1997	0	1	0	.000
Rice	1921	1989	3	2	0	.600
Sam Houston State	1924	2000	9	6	1	.594
Samford	1965	1966	2	0	0	1.000
San Jose State	1974	1994	3	3	0	.500
South Carolina	2003	2007	0	2	0	.000
<b>Southeastern Conference</b>	<b>1935</b>	<b>2009</b>	<b>0</b>	<b>34</b>	<b>0</b>	<b>.000</b>
Southeastern Louisiana	1930	1981	19	17	3	.526
Southern	2009	2009	1	0	0	1.000
Southern Illinois	1975	1982	4	3	0	.571
Southern Miss	1923	2008	11	39	1	.226
Stephen F. Austin	1925	1986	18	1	1	.925
<b>Sun Belt Conference</b>	<b>2001</b>	<b>2009</b>	<b>29</b>	<b>31</b>	<b>0</b>	<b>.483</b>
Temple	1977	1977	0	1	0	.000
Tennessee	1992	2007	0	2	0	.000
Tennessee State	1970	1970	0	1	0	.000
Texas	2000	2005	0	2	0	.000
Texas A&M	1990	2006	1	5	0	.200
Texas Tech	1994	2000	0	5	0	.000
<b>Troy</b>	<b>1946</b>	<b>2009</b>	<b>8</b>	<b>6</b>	<b>0</b>	<b>.571</b>
Tulane	1911	2000	4	21	0	.160
Tulsa	1977	1992	5	4	0	.556
UAB	1995	2002	2	4	0	.333
UCF	1998	2007	0	4	0	.000
<b>ULM</b>	<b>1951</b>	<b>2009</b>	<b>22</b>	<b>23</b>	<b>0</b>	<b>.489</b>
UNLV	1985	1994	4	0	0	1.000
Utah State	1993	1994	1	1	0	.500
UTEP	2008	2008	0	1	0	.000
Virginia Tech	1996	1996	0	1	0	.000
Washington State	1997	1999	0	2	0	.000
Western Athletic Conference	1987	2004	1	3	0	.250
<b>Western Kentucky</b>	<b>1992</b>	<b>2009</b>	<b>3</b>	<b>0</b>	<b>0</b>	<b>1.000</b>
Western Michigan	1994	1994	1	0	0	1.000
Wofford	1999	1999	1	0	0	1.000
Wyoming	1991	1991	0	1	0	.000
<b>All-Time Division I Totals (694 games)</b>			<b>289*</b>	<b>399</b>	<b>18</b>	<b>.422</b>
<b>All-Time Others (322 games)</b>			<b>189</b>	<b>105</b>	<b>16</b>	<b>.636</b>
<b>All-Time 108-Year Totals</b>			<b>478</b>	<b>504</b>	<b>34</b>	<b>.487</b>

\*Two victories in 1976 were later forfeited because of ineligible player(s). All records indicate on-field result.



# opponent RECORDS

## TOTAL OFFENSE RECORDS

### Total Offensive - GAME

**Ind. Plays:** 73 (413 yards) by Giovanni Vizza, North Texas [2007]  
**TM Plays:** 98 (525 yards) by Arkansas State [1975]  
**Ind. Yards:** 483 by Steve Ramsey, North Texas [1969]  
**TM Yards:** 774 by Texas A&M [1990]  
**Half:** 513 (1st) by Louisiana Tech [1998]  
**Total TD:** 6 by Luke McCown, Louisiana Tech [2000]; Terry Dean, Florida [1993]

## PASSING RECORDS

### Passing - GAME

**Ind. Att:** 57 (35 comp) by Giovanni Vizza, North Texas [2007]  
**TM Att:** 70 by Houston [1992]  
**Ind. Comp:** 37 (52 att) by Patrick Ramsey, Tulane [1999]  
**TM Comp:** 46 by Houston [1992]  
**Ind. Yards:** 495 by Steve Ramsey, North Texas [1969]  
**Half:** 386 (1st) by Terry Dean, Florida [1993]  
**Quarter:** 226 (2nd) by Steve Ramsey, North Texas [1969]  
**Play:** 94 (TD) Denny Duron to Mike Barber, La. Tech [1973]  
 91 (TD) Bob Garrett to Mike Sherman, La. Tech [1985]  
 84 (TD) Corey Leonard to David Johnson, Ark. St. [2007]  
**TM Yards:** 524 by North Texas [1969]  
**Half:** 386 by Florida [1993]  
**Ind. TD:** 6 by Luke McCown, Louisiana Tech [2000]; Terry Dean, Florida [1993]  
**Quarter:** 5 (1st) by Terry Dean, Florida [1993]  
**Half:** 4 (2nd) by Steve Ramsey, North Texas [1969]  
**TM TD:** 7 by Houston [1992]  
**Ind. INT:** 6 by Bob Stockham, UNLV [1993]; Richard Williams, UNLV [1987]; Allen Taylor, ULM [1970]  
**TM INT:** 7 by ULM [1970]

## RUSHING RECORDS

### Rushing - GAME

**Ind. Att:** 47 by Jason Davis, Louisiana Tech [1990]  
**TM Att:** 75 (297 yards) by Northwestern State [1969]  
**Ind. Yards:** 302 by Jason Davis, Louisiana Tech [1990]  
**Half:** 10-206 (1st) by Bo Jackson, Auburn [1985]  
**Quarter:** 6-181 (1st) by Bo Jackson, Auburn [1985]  
**Play:** 88 (TD) C.J. Alexander, Southeastern La. [1960]  
 84 (TD) Bobby Ray Tell, Louisiana Tech [1999]  
 83 Lindy Stewart, Southern Miss [1951]  
**TM Yards:** 565 by Auburn [1985]  
**Half:** 343 (1st) by Auburn [1985]  
**Ind. TD:** 4, nine times  
 last by Lance Dunbar, North Texas [2009]  
**TM TD:** 9 by LSU [1936]

## RECEIVING RECORDS

### Pass Receptions - GAME

**Catches:** 15 by Tommy Spinks, Louisiana Tech [1968]  
**Yards:** 266 by Siaha Burley, UCF [1998]  
**Half:** 187 (1st) by Larry Stokes, Chattanooga [1973]  
**TD Catch:** 4 by Troy Edwards, Louisiana Tech [1998]

## SCORING RECORDS

### Most Points - GAME

**Individual:** 30 (STD) by Troy Edwards, Louisiana Tech [1998]; Leon McQuay, Tampa [1970]  
**Team:** 95 (15 TD) by Tulane [1912]  
**First H:** 56 by Washington State [1997]  
**First Q:** 35 by Washington State [1997]  
**Second Q:** 29 by Southern Miss [1996]  
**Second H:** 51 by Tulane [1912]  
**Third Q:** 33 by Tulane [1912]  
**Fourth Q:** 37 by Tulane [1920]

### Most Point-After Attempts - GAME

**Ind. Made:** 11 by Rian Lindell, Washington State [1997]  
**TM Made:** 11 by Washington State [1997]  
**Ind. Att:** 11 by Rian Lindell, Washington State [1997]  
**TM Att:** 14 by LSU [1936]

### Most Field Goals - GAME

**Ind. Made:** 6 by Phillip Doyle, Alabama [1990]  
**TM Made:** 6 by Alabama [1990]  
**Ind. Att:** 6 by Phillip Doyle, Alabama [1990]  
**TM Att:** 6 by Alabama [1990]  
**Play:** 53 Jesse Garcia, ULM [1983]  
 52 Josh Jasper, Louisiana State [2009]  
 52 Sergio Lopez-Chavero Wichita State [1984]

### Blocked Field Goals - GAME

**Play:** 65 (TD) Jorrick Calvin, Troy [2008]

## FIRST DOWN RECORDS

### Most First Downs - GAME

**Total:** 34 by Tulane [1998]  
**Rush:** 24 by Texas A&M [1990]; Southeastern La. [1961]  
**Pass:** 21 by Tulane [1998]  
**Penalty:** 6 by Arkansas State [1990]; Rice [1988]

## PUNTING RECORDS

### Most Punts - GAME

**Individual:** 10 by Terry Hodges, Southeastern La. [1967]  
**Team:** 11 by Southeastern Louisiana [1967]  
**Play:** 83 Pete Reathe, Arkansas [1991]  
 80 Lynn Bock, Lamar [1973]  
 77 Lewis Colbert, Auburn [1985]  
 77 Ray Guy, Southern Miss [1970]

## KICK RETURN RECORDS

### Kickoff Returns - GAME

**Ind. Total:** 8 by Ricky Watts, Tulsa [1977]  
**TM Total:** 9 by Tulane [1988]; Tulsa [1977]  
**Ind. Yards:** 192 by T.Y. Hilton, FIU [2008]  
**TM Yards:** 227 by Arkansas State [1997]  
**Ind. TD:** 1, several times last by Bryan Willis, Troy [2009]  
**TM TD:** 1, several times; last by Troy [2009]  
**Play:** 100 (TD) Antwaan Sherman, Idaho [2004]  
 100 (TD) Charlie McDaniels, Louisiana Tech [1974]  
 100 (TD) Kenny Thompson, Northwestern St. [1961]

## PUNT RETURN RECORDS

### Punt Returns - GAME

**Individual:** 167 by Shawn Tims, Washington State [1997]  
**TD Return:** 2 by Darrent Williams, Oklahoma State [2003]  
**Team High:** 186 by Washington State [1997]  
**Team Low:** -9 by Texas-Arlington [1977]  
**TD Return:** 2 by Oklahoma State [2003]; Northwestern St. [1954]  
**Play:** 83 (TD) Don Millen, Northwestern State [1954]  
 82 (TD) Joe Dunn, Chattanooga [1965]  
 82 (TD) James McNew, Northwestern St. [1954]

### Blocked Punt Returns - GAME

**Play:** 86 (TD) Bill Bradshaw, Texas-Arlington [1976]  
 75 (TD) Jermaine Jones, Northwestern St. [1998]  
 70 (TD) Frederick Lewis, Louisiana Tech [1998]

## DEFENSIVE RECORDS

### Most Cajuns Passes Intercepted - GAME

**Individual:** 5 by Donald Pinson, Tennessee State [1970]  
**TD Return:** 2 by David McCrary, Chattanooga [1983]  
**Team:** 8 by Tennessee State [1970]  
**TD Return:** 2 by Chattanooga [1983]

### Most Interception Return Yards - GAME

**Individual:** 95 by Chappell Mitchell, Arkansas State [1996]  
**Team:** 122 by Chattanooga [1983]  
**Play:** 95 (TD) Chappell Mitchell, Arkansas State [1996]  
 77 (TD) Greg Moss, FIU [2004]  
 75 (TD) Jermaine Jones, Northwestern State [1998]

### Fumble Return Yards - GAME

**Play:** 80 (TD) Chaz Williams [ULM, 2004]  
 77 (TD) Ted Jones, ULM [1953]  
 65 (TD) Kevin Smith, Texas A&M [1991]

## PENALTY RECORDS

### Most Penalties - GAME

**Total:** 18 (149 yards) by Tennessee State [1970]  
**Half:** 14 [1st] by Tennessee State [1970]  
**Yards:** 184 (14 penalties) by Houston [1996]  
**Half:** 119 [1st] by Tennessee State [1970]

## MOST YARDS RUSHING, GAME

Yds (Att.)	Name, School	Date
1. 302 (47)	Jason Davis, Louisiana Tech	9/29/90
2. 292 (38)	Darren Sproles, Kansas State	9/18/04
3. 290 (23)	Bo Jackson, Auburn	9/7/85
4. 264 (23)	Bobby Ray Tell, Louisiana Tech	10/2/99
5. 257 (34)	Ryan Moats, Louisiana Tech	9/11/04
257 (37)	Byron Hanspard, Texas Tech	11/16/96
7. 234 (28)	DuJuan Harris, Troy	11/22/08
8. 225 (24)	Reggie Arnold, Arkansas State	10/13/07
9. 223 (33)	Kevin Smith, UCF	9/29/07
10. 222 (21)	Damion Fletcher, Southern Miss	8/30/08
11. 217 (28)	Jamaal Fobbs, Oklahoma State	9/6/97
12. 207 (18)	Leroy Harris, Arkansas State	10/4/75
13. 203 (36)	Jamarío Thomas, North Texas	11/5/04
14. 198 (23)	Leon McQuay, Tampa	11/7/70
15. 197 (23)	Patrick Cobbs, North Texas	11/5/05
16. 187 (32)	Lance Dunbar, North Texas	10/10/09
17. 181 (24)	Alfred Morris, Florida Atlantic	10/24/09
18. 179 (27)	Tony Taylor, Northwestern State	9/23/00
179 (31)	Sam DeJarnette, Southern Miss	10/30/82
20. 178 (34)	Jason Davis, Louisiana Tech	10/26/91
21. 177 (20)	D.D. Kyles, Middle Tennessee	11/14/09
22. 175 (17)	Carl Sanders, UAB	10/19/96
23. 174 (16)	Michael Mitchell, ULM	10/23/99
24. 173 (26)	Marion Barber, Minnesota	9/8/01
173 (11)	Brent Fullwood, Auburn	9/7/85
173 (28)	LeShon Johnson, NIU	10/23/93

## MOST YARDS RECEIVING, GAME

Yds (Rec.)	TD Name, School	Date
1. 266 (10)	2 Siaha Burley, UCF	10/24/98
2. 238 (12)	2 Marc Zeno, Tulane	11/14/87
3. 231 (14)	1 Casey Fitzgerald, North Texas	10/11/08
4. 227 (10)	1 Vincent Brisby, ULM	9/12/92
5. 217 (12)	1 Barry Moore, North Texas	9/20/69
6. 211 (15)	1 Tommy Spinks, Louisiana Tech	10/12/68
7. 206 (6)	2 Troy Edwards, Louisiana Tech	11/15/97
8. 198 (10)	3 Jeremy Patterson, Miami	9/11/93
9. 191 (11)	1 Adrian Burnette, Tulane	10/7/00
10. 187 (3)	2 Larry Stokes, Chattanooga	9/29/73
11. 179 (11)	2 Juamorris Stewart, Southern	9/5/09
12. 171 (4)	2 Tony Atkins, ULM	11/7/98
13. 170 (7)	0 Kendall Newson, Middle Tenn.	9/25/99
14. 159 (11)	1 Steve Burkett, Austin College	11/2/62
15. 157 (9)	0 Chad Mackey, Louisiana Tech	9/28/96
16. 154 (5)	4 Shaun McDonald, Arizona State	10/6/01
17. 153 (8)	3 Jack Jackson, Florida	11/6/93
18. 152 (12)	3 Steve Dundas, Pensacola Navy	9/28/68
19. 142 (5)	1 J Jernigan, Troy	11/28/09
20. 141 (11)	0 Cleannord Sainit, Middle Tenn.	10/22/05
21. 140 (6)	1 Tim Baker, Texas Tech	9/16/00
140 (5)	1 Ivy Moore, Southern Illinois	9/13/75
23. 139 (10)	0 Cory McKinney, FIU	10/2/04
24. 138 (11)	2 JaJuan Dawson, Tulane	10/16/99
25. 137 (3)	1 LaGregory Sapp, ULM	12/2/06
137 (8)	2 Steve McHenry, Nevada	9/2/95

## MOST YARDS PASSING, GAME

Yds	Name, School	A-C-TD	Date
1. 495	Steve Ramsey, North Texas	52-35-5	9/20/69
2. 448	Terry Dean, Florida	38-26-6	11/6/93
3. 438	Daunte Culpepper, UCF	28-21-3	10/24/98
4. 432	Terry Bradshaw, La. Tech	47-28-2	10/12/68
5. 413	Mike Maxwell, Nevada	41-26-2	9/2/95
6. 410	John Welsh, Idaho	42-27-2	10/20/01
7. 403	Patrick Ramsey, Tulane	46-31-2	10/7/00
8. 396	Patrick Ramsey, Tulane	52-37-5	10/16/99
9. 383	Giovanni Vizza, North Texas	57-35-3	10/6/07
10. 380	Shawn King, Tulane	38-20-3	10/31/98
11. 367	Kevin Kolb, Houston	31-24-2	10/7/06
12. 364	Tim Rattay, Louisiana Tech	30-16-5	11/15/97
13. 362	Anthony Calvillo, Utah State	51-29-1	9/4/93
14. 361	Giovanni Vizza, North Texas	44-29-2	10/11/08
15. 359	Rusty Smith, Florida Atlantic	28-18-4	10/24/09
16. 353	Luke McCown, La. Tech	42-31-6	10/14/00
16. 347	Andrico Hines, Middle Tenn.	24-17-1	10/19/02
347	Wes Counts, Middle Tenn.	38-19-1	9/25/99
18. 340	Lee Roberts, Southern Miss	28-19-5	9/26/98
19. 335	Terrence Jones, Tulane	32-23-2	11/1/86
335	Cleo Lemon, Arkansas State	27-14-2	10/4/97
21. 334	Cleo Lemon, Arkansas State	31-17-1	10/17/98
22. 333	Tim Rattay, Louisiana Tech	26-16-5	9/19/98
23. 331	Roger Staubach, Pensacola Navy	31-21-3	9/26/68
24. 322	Jimmy Kingler, Houston	35-24-5	10/3/92
25. 319	Brian Lindgren, Idaho	39-24-3	11/2/02

# all-time RESULTS

history

## Historical Legend

FCS Football Championship Subdivision  
 D-II Division II  
 HC Homecoming  
 • Conference game

### 1901 (2-0)

**Coach:** Ashby Woodson  
**Home:** 1-0 | **Away:** 1-0  
 Dec. 21 at Opelousas W, 6-5  
 Jan. 12 Opelousas W, 21-0

### 1902 (1-2)

**Coach:** Ashby Woodson  
**Home:** 1-1 | **Away:** 0-1  
 Oct. 16 Louisiana State L, 0-42  
 Nov. 1 Lake Charles W, 5-0  
 Dec. 13 at New Orleans AC L, 0-32

### 1903 (1-1)

**Coach:** J. Ovey Herpin  
**Home:** 1-0 | **Away:** 0-1  
 Nov. 2 Delcambre Academy W, 105-0  
 Nov. 25 at Lake Charles L, 0-5

### 1904 (2-0-1)

**Coach:** Edwin F. Gayle  
**Home:** 1-0 | **Away:** 1-0-1  
 Nov. 5 at Franklin W, 11-5  
 Nov. 12 Lake Charles W, 17-0  
 Nov. 24 at Company "K" T, 0-0

### 1905

**No Team (Yellow Fever Epidemic)**

### 1906 (1-0-1)

**Coach:** Herbert McNaspy  
**Home:** 0-0-1 | **Away:** 0-0  
 Oct. 27 vs. St. Martinville W, 28-0  
 Nov. 9 Lake Charles T, 0-0

### 1907 (1-0)

**Coach:** Jefferson Caffery  
**Home:** 0-0 | **Away:** 1-0  
 Nov. 2 at Crowley W, 11-5

### 1908 (6-0)

**Coach:** C.J. McNaspy  
**Home:** 3-0 | **Away:** 3-0  
 Oct. 24 St. Martinville W, 11-0  
 Oct. 31 Crowley W, 17-6  
 Nov. 7 at New Iberia W, 21-0  
 Nov. 21 at St. Martinville W, 16-0  
 Nov. 26 at Lake Charles W, 12-0  
 Nov. 27 Vinton W, 16-0

### 1909 (5-2-2)

**Coach:** C.J. McNaspy  
**Home:** 2-1 | **Away:** 1-1-1  
 at St. Martinville T, 0-0  
 St. Martinville W, 17-0  
 vs. Crowley W, 36-2  
 vs. Lake Arthur W, 36-0  
 Nov. 6 Abbeville W, 62-0  
 Nov. 13 at Abbeville W, 49-0  
 vs. Lake Charles T, 5-5  
 Nov. 25 at Northwestern State L, 0-47  
 Dec. 11 Northwestern State L, 0-11

### 1910 (6-2-1)

**Coach:** C.J. McNaspy  
**Home:** 0-0 | **Away:** 0-0  
 vs. Louisiana State JV W, 6-0  
 vs. Jennings W, 48-0  
 vs. Tulane JV W, 3-0  
 vs. Tulane JV T, 0-0  
 vs. Louisiana Tech L, 0-75  
 vs. Louisiana College W, 18-5  
 vs. Louisiana State JV L, 5-43  
 vs. Jefferson College W, 11-0  
 vs. Louisiana College W, 19-0



1909 SOUTHWESTERN LOUISIANA INDUSTRIAL INSTITUTE BULLDOGS

### 1911 (1-4-1)

**Coach:** C.J. McNaspy  
**Home:** 0-0 | **Away:** 0-2  
 Oct. 7 at Louisiana State L, 0-42  
 Oct. 18 at Tulane L, 0-27  
 vs. Louisiana College L, 0-9  
 vs. Louisiana College T, 0-0  
 vs. Northwestern State W, 30-6  
 vs. Jefferson College L, 5-11

### 1912 (3-4)

**Coach:** H. Lee Prather  
**Home:** 3-1 | **Away:** 0-3  
 Sept. 28 Morgan City W, 33-0  
 Oct. 12 at Tulane L, 0-96  
 at Jefferson College L, 0-46  
 Loyola W, 29-0  
 Nov. 5 at Louisiana State L, 3-85  
 Louisiana College W, 19-0  
 Nov. 20 Northwestern State L, 6-13

### 1913 (4-4)

**Coach:** C.J. McNaspy  
**Home:** 0-1 | **Away:** 0-1  
 Oct. 4 vs. Lake Charles W, 23-0  
 Oct. 11 Louisiana State L, 0-26  
 Nov. 1 vs. Loyola W, 42-0  
 vs. Louisiana College W, 13-6  
 vs. New Iberia W, 55-7  
 vs. Jefferson College L, 3-32  
 vs. Jefferson College L, 0-59  
 at Northwestern State L, 12-26

### 1914 (5-3)

**Coach:** R.B. Dunbar  
**Home:** 0-0 | **Away:** 0-2  
 Sept. 27 at Louisiana State L, 0-47  
 vs. Louisiana State JV L, 7-13  
 Oct. 17 at Tulane L, 0-33  
 vs. Louisiana College W, 45-0  
 vs. St. Charles College W, 26-0  
 vs. Louisiana College W, 89-0  
 vs. St. Charles College W, 26-6  
 vs. Northwestern State W, 12-0

### 1915 (5-2-1)

**Coach:** R.B. Dunbar  
**Home:** 3-0 | **Away:** 2-2-1  
 Oct. 2 at St. Charles College W, 12-0  
 Oct. 9 at Tulane L, 0-13  
 Oct. 16 Louisiana State JV W, 7-0  
 Oct. 23 Chamberlain-Hunt W, 25-0  
 Oct. 30 at St. Charles College W, 28-7  
 Nov. 3 at Louisiana Tech T, 7-7  
 Nov. 6 at Louisiana College W, 48-0  
 Nov. 25 at Northwestern State L, 0-14

### 1916 (7-1)

**Coach:** T.R. Mobley  
**Home:** 0-1 | **Away:** 1-0  
 Sept. 30 Louisiana State L, 0-24  
 Oct. 7 vs. Louisiana State JV W, 6-0  
 Oct. 14 vs. Louisiana College W, 65-0  
 Oct. 21 vs. St. Charles College W, 95-0  
 Nov. 4 vs. Tulane JV W, 14-0  
 Nov. 14 at Louisiana Tech W, 26-0  
 Nov. 25 vs. Jefferson College W, 12-6  
 Nov. 30 vs. Northwestern State W, 20-0

### 1917 (8-2)

**Coach:** C.J. McNaspy  
**Home:** 0-0 | **Away:** 0-1  
 vs. St. Charles College W, 26-0  
 Oct. 6 at Louisiana State L, 6-20  
 vs. Louisiana College W, 36-0  
 vs. Crowley W, 54-0  
 vs. Spring Hill L, 0-26  
 vs. St. Martinville W, 69-0  
 vs. Jefferson College W, 32-0  
 vs. Louisiana Tech W, 57-0  
 vs. Northwestern State W, 34-0  
 vs. Louisiana State JV W, 22-0

### 1918 (4-1)

**Coach:** C.J. McNaspy  
**Home:** 0-0 | **Away:** 0-1  
 vs. Louisiana College W, 20-13  
 Nov. 28 at Tulane L, 0-74  
 vs. Louisiana College W, 13-7  
 vs. Patterson W, 107-6  
 vs. Lake Charles W, 26-0

### 1919 (2-4-2)

**Coach:** T.R. Mobley  
**Home:** 2-1-2 | **Away:** 0-2  
 Sept. 27 Alumni Team T, 7-7  
 Oct. 4 at Louisiana State L, 0-39  
 Oct. 11 at Tulane L, 0-73  
 Oct. 18 Louisiana College T, 0-0  
 Nov. 1 Louisiana State JV L, 0-18  
 Nov. 8 vs. Centenary<sup>(N1)</sup> L, 0-6  
 Nov. 15 St. Charles College W, 44-3  
 Nov. 27 Northwestern State W, 13-0

### 1920 (2-8)

**Coach:** H.O. Tudor  
**Home:** 2-3 | **Away:** 0-5  
 Sept. 25 Abbeville W, 34-0  
 Oct. 2 at Tulane L, 0-79  
 Oct. 9 Patterson L, 13-14  
 Oct. 16 Louisiana State JV L, 0-13  
 Oct. 23 Louisiana College W, 22-14  
 Oct. 30 at Louisiana Tech<sup>(F)</sup> L, 0-2  
 Nov. 6 at Louisiana College L, 0-14  
 Nov. 11 at Spring Hill L, 7-42  
 Nov. 18 St. Charles College L, 7-35  
 Nov. 25 at Northwestern State L, 0-13

### 1921 (9-2)

**Coach:** T.R. Mobley  
**Home:** 3-0 | **Away:** 5-2  
 Sept. 24 at Patterson W, 26-0  
 Oct. 1 at Rice L, 0-54  
 Oct. 3 at St. Charles College W, 40-21  
 Oct. 8 Jefferson College W, 35-0  
 Oct. 10 at Centenary<sup>(F)</sup> W, 2-0  
 Oct. 15 vs. Louisiana State JV<sup>(N2)</sup> W, 3-0  
 Oct. 22 at Tulane JV W, 13-7  
 Oct. 29 Louisiana College W, 46-0  
 Nov. 4 at Loyola W, 20-0  
 Nov. 11 at Louisiana Tech L, 0-20  
 Nov. 24 Northwestern State W, 33-2

(F) - Forfeit

(N1) - Played in Lake Charles

(N2) - Played at Southwestern Louisiana Fair



# all-time RESULTS

**1922 (3-4-2)**  
**Coach:** T.R. Mobley  
**Home:** 2-1-1 | **Away:** 1-3-1

Sept. 30	Patterson	W, 42-0
Oct. 7	at Jefferson College	T, 0-0
Oct. 14	Tulane JV	W, 31-6
Oct. 21	Loyola	T, 9-9
Oct. 28	at Louisiana College	L, 0-7
Nov. 4	at St. Stanislaus	W, 14-0
Nov. 11	at Louisiana State JV	L, 0-6
Nov. 18	Spring Hill	L, 12-13
Nov. 30	at Northwestern State	L, 6-13

**1923 (7-3)**  
**Coach:** T.R. Mobley  
**Home:** 5-0 | **Away:** 2-3

Sept. 22	at Centenary	L, 0-35
Sept. 29	at Tulane	L, 2-20
Oct. 6	at Louisiana State	L, 3-7
Oct. 13	Jefferson College	W, 81-0
Oct. 20	Louisiana College	W, 31-10
Oct. 27	at Lamar	W, 19-16
Nov. 3	at Spring Hill	W, 40-7
Nov. 10	St. Stanislaus	W, 14-0
Nov. 17	Southern Miss	W, 66-0
Nov. 29	Northwestern State	W, 14-12

**1924 (6-2-1)**  
**Coach:** T.R. Mobley  
**Home:** 4-0 | **Away:** 2-2-1

Sept. 27	at Tulane	L, 0-14
Oct. 4	at Louisiana State	L, 7-31
Oct. 11	Jefferson College	W, 66-0
Oct. 18	Sam Houston State	W, 28-7
Oct. 25	at Louisiana College	W, 32-7
Nov. 1	at Pensacola Navy	T, 21-21
Nov. 8	Lamar	W, 20-8
Nov. 15	Louisiana Tech	W, 20-6
Nov. 27	at Northwestern State	W, 20-0

**1925 (7-2)**  
**Coach:** T.R. Mobley  
**Home:** 5-0 | **Away:** 2-2

Sept. 26	at Loyola	W, 17-0
Oct. 3	at Louisiana State	L, 6-38
Oct. 10	Lamar	W, 14-0
Oct. 17	at Sam Houston State	L, 2-7
Oct. 24	Southern Miss	W, 46-0
Oct. 31	Louisiana College	W, 31-0
Nov. 14	Stephen F. Austin	W, 26-7
Nov. 20	at Louisiana Tech	W, 22-13
Nov. 26	Northwestern State	W, 24-7

**1926 (6-3-1)**  
**Coach:** T.R. Mobley  
**Home:** 4-1-1 | **Away:** 2-2

Sept. 25	Southern Miss	W, 33-6
Oct. 2	at Louisiana State	L, 0-34
Oct. 9	at Millsaps	L, 0-12
Oct. 16	Sam Houston State	W, 15-0
Oct. 23	Lamar	W, 19-0
Oct. 30	at Louisiana College	W, 33-7
Nov. 5	Louisiana Tech	L, 0-23
Nov. 12	Stephen F. Austin	W, 33-0
Nov. 18	Northwestern State	T, 0-0
Nov. 25	at Mississippi College	W, 20-16

**1927 (2-7-1)**  
**Coach:** T.R. Mobley  
**Home:** 2-1 | **Away:** 0-5-1

Sept. 24	Southern Miss	W, 6-0
Oct. 1	at Louisiana State	L, 0-52
Oct. 8	vs. Spring Hill	L, 0-19
Oct. 14	at Sam Houston State	L, 0-25
Oct. 22	at Loyola	L, 0-28
Oct. 29	Louisiana College	L, 6-19
Nov. 5	at Louisiana Tech	L, 0-13
Nov. 12	Millsaps	W, 12-6
Nov. 18	at Mississippi College	L, 0-27
Nov. 24	at Northwestern State	T, 6-6

**1928 (4-5)**  
**Coach:** T.R. Mobley  
**Home:** 3-1 | **Away:** 1-4

Sept. 29	at Centenary	L, 0-45
Oct. 6	at Louisiana State	L, 0-45
Oct. 13	Mississippi College	L, 0-19
Oct. 20	at Spring Hill	W, 6-0
Oct. 27	Southern Miss	W, 37-7
Nov. 4	Louisiana Tech	W, 46-6
Nov. 10	at Louisiana College	L, 7-14
Nov. 17	at Millsaps	L, 7-31
Nov. 24	Northwestern State	W, 13-6

**1929 (2-7)**  
**Coach:** T.R. Mobley  
**Home:** 2-3 | **Away:** 0-4

Sept. 28	Southern Miss	W, 7-0
Oct. 5	at Louisiana State	L, 0-58
Oct. 12	Spring Hill	L, 6-28
Oct. 19	at Tulane	L, 0-60
Nov. 2	Miami (Fla.)	W, 14-0
Nov. 9	Louisiana College	L, 12-20
Nov. 23	Millsaps	L, 6-7
Nov. 30	at Northwestern State	L, 0-6
Dec. 7	at Louisiana Tech	L, 7-24

**1930 (2-8)**  
**Coach:** T.R. Mobley  
**Home:** 1-3 | **Away:** 1-5

Sept. 22	at Tulane	L, 0-84
Oct. 4	at Louisiana State	L, 0-85
Oct. 11	Fort Crockett (Texas)	L, 0-19
Oct. 18	Southern Miss	W, 14-0
Oct. 25	at Louisiana Tech	L, 0-7
Nov. 7	at Louisiana College	L, 13-18
Nov. 8	at Spring Hill	L, 6-20
Nov. 11	at Southeastern La	W, 13-0
Nov. 14	Miami (Fla.)	L, 0-6
Nov. 27	Northwestern State	L, 6-18

**1931 (1-6-1)**  
**Coach:** T.F. Wilbanks  
**Home:** 1-3-1 | **Away:** 0-3

Oct. 3	Southeastern La	T, 6-6
Oct. 10	Fort Crockett (Texas)	L, 0-25
Oct. 17	at Louisiana Tech	L, 0-38
Oct. 24	Spring Hill	L, 0-25
Oct. 31	Louisiana College	W, 7-6
Nov. 7	at Southern Miss	L, 0-54
Nov. 14	Lon Morris	L, 7-20
Nov. 26	at Northwestern State	L, 2-38

**1932 (3-4)**  
**Coach:** T.F. Wilbanks  
**Home:** 2-3 | **Away:** 1-1

Sept. 30	Southeastern La	W, 6-0
Oct. 7	Southern Miss	L, 7-12
Oct. 14	Stephen F. Austin	W, 19-6
Oct. 21	Louisiana Tech	L, 0-15
Nov. 5	at Lamar	L, 0-6
Nov. 11	at Louisiana College	W, 14-6
Nov. 24	Northwestern State	L, 0-8

**1933 (6-3)**  
**Coach:** T.F. Wilbanks  
**Home:** 4-1 | **Away:** 2-2

Sept. 22	Southeastern La	W, 34-0
Sept. 29	at Loyola	L, 0-12
Oct. 6	Lamar	L, 7-8
Oct. 14	at Louisiana Tech	W, 13-7
Oct. 21	at Southern Miss	L, 0-6
Oct. 27	Spring Hill	W, 21-0
Nov. 11	Louisiana College	W, 26-0
Nov. 17	at Stephen F. Austin	W, 17-0
Nov. 30	Northwestern State	W, 10-2

**1934 (5-4)**  
**Coach:** T.F. Wilbanks  
**Home:** 4-0 | **Away:** 0-4

Sept. 28	at Millsaps	L, 2-19
Oct. 5	at Spring Hill	L, 6-7
Oct. 12	Louisiana Tech	W, 25-0
Oct. 19	at Southern Miss	L, 6-12
Oct. 26	Southeastern La	W, 10-0
Nov. 3	at Louisiana College	L, 7-12
Nov. 9	Stephen F. Austin	W, 39-13
Nov. 16	vs. Sam Houston State <sup>(N1)</sup>	W, 30-7
Nov. 29	Northwestern State	W, 6-0

**1935 (2-8)**  
**Coach:** T.F. Wilbanks  
**Home:** 1-3 | **Away:** 1-3

Sept. 27	at Stephen F. Austin	W, 6-0
Oct. 4	Southeastern La	L, 7-13
Oct. 11	at Louisiana Tech	L, 0-25
Oct. 18	Spring Hill	L, 7-20
Oct. 25	Millsaps	L, 3-19
Nov. 1	Louisiana College	W, 18-7
Nov. 8	vs. Southern Miss <sup>(N1)</sup>	L, 7-19
Nov. 15	at Sam Houston State	L, 0-7
Nov. 23	at Louisiana State	L, 0-56
Nov. 28	vs. Northwestern State	L, 0-6

**1936 (2-7-1)**  
**Coach:** T.F. Wilbanks  
**Home:** 1-3-1 | **Away:** 1-4

Sept. 25	Mississippi College	T, 13-13
Oct. 3	at Lamar	W, 13-6
Oct. 8	Louisiana Tech	L, 7-20
Oct. 16	at Spring Hill	L, 0-6
Oct. 23	Sam Houston State	W, 7-6
Oct. 31	at Louisiana College	L, 0-12
Nov. 6	Southeastern La	L, 0-19
Nov. 13	at Southern Miss	L, 14-44
Nov. 21	at (5) Louisiana State	L, 0-93
Nov. 26	Northwestern State	L, 0-6

**1937 (4-3-1)**  
**Coach:** Johnny L. Cain  
**Home:** 2-2 | **Away:** 2-1-1

Sept. 25	Mississippi College	L, 0-13
Oct. 1	Stephen F. Austin	W, 7-6
Oct. 8	Southern Miss	L, 0-13
Oct. 15	at Spring Hill	W, 19-6
Oct. 22	at Millsaps	W, 7-0
Oct. 29	Louisiana College	W, 26-6
Nov. 12	at Louisiana Tech	T, 0-0
Nov. 25	at Northwestern State	L, 0-7

**1938 (8-2-1)**  
**Coach:** Johnny L. Cain  
**Home:** 4-0 | **Away:** 3-2-1

Sept. 16	at Southeastern La	W, 8-0
Sept. 23	Delta State	W, 19-0
Sept. 30	at Stephen F. Austin	W, 7-0
Oct. 7	Sam Houston State	W, 14-0
Oct. 14	at Spring Hill	W, 33-7
Oct. 21	Millsaps	W, 13-0
Oct. 29	at Louisiana College	T, 7-7
Nov. 4	vs. Louisiana Tech	W, 27-7
Nov. 11	at Southern Miss	L, 6-15
Nov. 19	at Louisiana State	L, 0-32
Nov. 24	Northwestern State	W, 7-0

**1939 (3-5-1)**  
**Coach:** Johnny L. Cain  
**Home:** 1-3-1 | **Away:** 2-2

Sept. 22	at Delta State	W, 19-6
Sept. 29	Stephen F. Austin	T, 0-0
Oct. 4	at East Texas State	L, 0-6
Oct. 13	Spring Hill	W, 20-0
Oct. 27	Louisiana College	L, 6-7
Nov. 4	at Louisiana Tech	W, 12-6
Nov. 10	Loyola	L, 18-20
Nov. 17	Southern Miss	L, 7-9
Nov. 30	at Northwestern State	L, 0-6

**1940 (6-3-1)**  
**Coach:** Johnny L. Cain  
**Home:** 4-0-1 | **Away:** 2-3

Sept. 20	Southeastern La	W, 7-0
Sept. 27	at Stephen F. Austin	W, 6-0
Oct. 5	at Mississippi State	L, 0-20
Oct. 11	Millsaps	T, 0-0
Oct. 18	at Spring Hill	L, 7-13
Oct. 26	at Louisiana College	W, 6-0
Nov. 1	Louisiana Tech	W, 7-6
Nov. 8	Delta State	W, 18-7
Nov. 15	at Southern Miss	L, 14-21
Nov. 28	Northwestern State	W, 12-7

**1941 (6-2-1)**  
**Coach:** Johnny L. Cain  
**Home:** 4-0-1 | **Away:** 2-2

Sept. 19	at Southeastern La	W, 19-7
Sept. 27	at Alabama	L, 6-47
Oct. 10	Millsaps	W, 6-0
Oct. 18	Spring Hill	W, 39-0
Oct. 24	Louisiana College	W, 23-7
Oct. 31	at Louisiana Tech	L, 0-12
Nov. 7	Stephen F. Austin	W, 25-0
Nov. 14	Southern Miss	T, 0-0
Nov. 27	at Northwestern State	W, 6-0

**1942 (3-4)**  
**Coach:** Louis Whitman  
**Home:** 4-0-1 | **Away:** 2-2

Sept. 25	at Alabama	L, 0-54
Oct. 9	Southeastern La	W, 35-13
Oct. 16	Ouachita College	L, 0-6
Oct. 23	Camp Beauregard	W, 62-0
Oct. 30	Louisiana Tech	W, 12-7
Nov. 6	Northwestern State	L, 6-11
Nov. 21	at Sam Houston State	L, 0-7

**1943 (5-0-1)**  
**OIL BOWL CHAMPIONS**  
**Coach:** Louis Whitman  
**Home:** 2-0 | **Away:** 2-0

Oct. 15	Fort Benning (Ga.)	W, 20-7
Oct. 23	at Northwestern (Texas)	W, 27-6
Nov. 6	vs. Arkansas A&M <sup>(N2)</sup>	T, 20-20
Nov. 13	Lake Charles AAF	W, 75-0
Nov. 27	at Randolph Field	W, 6-0

**Oil Bowl (Houston, Texas)**  
 Jan. 1 vs. Arkansas A&M W, 24-7

**1944 (5-4)**  
**Coach:** Louis Whitman  
**Home:** 2-4 | **Away:** 3-0

Sept. 22	LaGarde GH	W, 53-0
Sept. 30	Keesler Army AFB	L, 0-13
Oct. 7	Arkansas A&M	L, 6-18
Oct. 14	at Louisiana Tech	W, 15-0
Oct. 21	Northwestern State	W, 19-7
Nov. 4	Millsaps	L, 0-19
Nov. 11	at Lake Charles Army	W, 24-0
Nov. 18	Louisiana Tech	L, 0-7
Nov. 25	at Northwestern State	W, 7-6

**1945 (1-6-1)**  
**Coach:** Louis Whitman  
**Home:** 0-3 | **Away:** 1-3-1

Sept. 22	Lake Charles Army	L, 7-21
Sept. 29	at Mississippi State	L, 0-31
Oct. 5	Louisiana Tech	L, 12-14
Oct. 20	at Northwestern State	T, 0-0
Oct. 27	at Florida	L, 0-45
Nov. 10	at Auburn	L, 0-52
Nov. 17	at Louisiana Tech	W, 13-7
Nov. 22	Northwestern State	L, 0-13

(N1) - Played in Lake Charles  
 (N2) - Played in Memphis, Tenn.

# all-time RESULTS

history

**1946 (6-4)**  
**Coach:** Johnny L. Cain  
**Home:** 3-1 | **Away:** 3-3  
 Sept. 21 at Houston W, 13-7  
 Sept. 28 Stephen F. Austin W, 13-2  
 Oct. 4 at Southeastern La L, 13-27  
 Oct. 12 at (6) Alabama L, 0-54  
 Oct. 18 at Southern Miss L, 0-6  
 Oct. 26 at Louisiana College W, 40-0  
 Nov. 2 Louisiana Tech<sup>HC</sup> L, 6-34  
 Nov. 8 Troy W, 64-0  
 Nov. 23 at Northwestern State W, 14-0  
 Nov. 29 Union (Tenn.) W, 26-0

**1947 (6-2)**  
**Coach:** George Mitchell  
**Home:** 4-1 | **Away:** 2-1  
 Sept. 27 at Stephen F. Austin W, 24-6  
 Oct. 4 Southeastern La W, 40-7  
 Oct. 11 Troy W, 26-0  
 Oct. 18 Southern Miss L, 7-15  
 Oct. 25 Louisiana College<sup>HC</sup> W, 38-7  
 Nov. 1 at Louisiana Tech L, 0-9  
 Nov. 8 at Centenary W, 21-7  
 Nov. 27 Northwestern State W, 9-7

**1948 (6-3-1, 3-2 GSC)**  
**Coach:** George Mitchell  
**Home:** 3-1-1 | **Away:** 3-2  
 Sept. 18 at Austin College L, 0-14  
 Sept. 25 Troy W, 26-19  
 Oct. 2 Houston W, 21-7  
 Oct. 8 at Southeastern La W, 19-12  
 Oct. 15 at Southern Miss L, 6-26  
 Oct. 23 at Louisiana College W, 26-7  
 Oct. 30 Louisiana Tech<sup>HC</sup> L, 14-24  
 Nov. 6 Sam Houston State T, 12-12  
 Nov. 13 Pensacola Navy W, 27-6  
 Nov. 20 at Northwestern State W, 28-7

**1949 (6-3, 3-2 GSC)**  
**Coach:** George Mitchell  
**Home:** 4-2 | **Away:** 2-1  
 Sept. 17 Austin College W, 30-0  
 Sept. 24 Troy W, 48-25  
 Oct. 1 at Southeastern La W, 27-20  
 Oct. 8 Houston L, 7-28  
 Oct. 15 Southern Miss L, 0-25  
 Oct. 22 Louisiana College W, 7-0  
 Oct. 29 at Louisiana Tech L, 0-21  
 Nov. 12 at Pensacola Navy W, 28-12  
 Nov. 19 Northwestern St.<sup>HC</sup> W, 27-14

**1950 (5-4, 2-3 GSC)**  
**Coach:** A.L. Red Swanson  
**Home:** 5-0 | **Away:** 0-4  
 Sept. 23 East Texas Baptist W, 25-0  
 Sept. 30 Southeastern La W, 6-0  
 Oct. 7 Troy W, 40-14  
 Oct. 14 at Southern Miss L, 0-6  
 Oct. 21 at Memphis L, 0-20  
 Oct. 28 Stephen F. Austin W, 20-13  
 Nov. 4 Louisiana Tech<sup>HC</sup> W, 41-13  
 Nov. 11 at Louisiana College L, 20-22  
 Nov. 18 at Northwestern State L, 7-12

**1951 (6-4, 3-2 GSC)**  
**Coach:** Raymond Didier  
**Home:** 2-3 | **Away:** 4-1  
 Sept. 15 La.-Monroe L, 7-13  
 Sept. 22 at McNeese State W, 35-14  
 Sept. 29 at Southeastern La L, 0-14  
 Oct. 6 at Troy W, 44-7  
 Oct. 13 Southern Miss L, 0-41  
 Oct. 20 Memphis L, 7-41  
 Oct. 27 at Stephen F. Austin W, 32-14  
 Nov. 3 at Louisiana Tech W, 34-7  
 Nov. 10 Louisiana College W, 27-21  
 Nov. 17 Northwestern St.<sup>HC</sup> W, 41-26

**1952 (5-2-2, 3-0-2 GSC)**  
**GULF STATES CHAMPIONS**  
**Coach:** Raymond Didier  
**Home:** 2-1-2 | **Away:** 3-1  
 Sept. 20 Lamar W, 14-13  
 Sept. 27 Southeastern La T, 13-13  
 Oct. 4 Troy W, 54-14  
 Oct. 11 at Southern Miss L, 12-32  
 Oct. 25 Stephen F. Austin L, 19-20  
 Nov. 1 Louisiana Tech<sup>HC</sup> T, 19-19  
 Nov. 8 at Louisiana College W, 18-7  
 Nov. 15 at Northwestern State W, 34-0  
 Nov. 22 at McNeese State W, 20-13

**1953 (4-7, 2-4 GSC)**  
**Coach:** Raymond Didier  
**Home:** 2-3 | **Away:** 2-4  
 Sept. 19 at Lamar W, 22-13  
 Sept. 26 at Southeastern La L, 13-39  
 Oct. 3 East Texas State L, 7-41  
 Oct. 10 Southern Miss L, 14-41  
 Oct. 17 at Arkansas State L, 12-13  
 Oct. 24 at Stephen F. Austin W, 14-7  
 Oct. 31 at Louisiana Tech L, 7-27  
 Nov. 7 Louisiana College<sup>HC</sup> W, 19-6  
 Nov. 14 Northwestern State L, 7-12  
 Nov. 21 McNeese State W, 47-13  
 Nov. 28 at La.-Monroe L, 6-35

**1954 (5-4, 4-2 GSC)**  
**Coach:** Raymond Didier  
**Home:** 3-2 | **Away:** 2-2  
 Sept. 18 Lamar L, 20-26  
 Sept. 25 Southeastern La L, 0-32  
 Oct. 2 at East Texas State L, 13-33  
 Oct. 9 La.-Monroe W, 41-7  
 Oct. 16 Arkansas State W, 36-2  
 Oct. 30 Louisiana Tech<sup>HC</sup> W, 25-0  
 Nov. 6 at Louisiana College W, 25-13  
 Nov. 13 at Northwestern State L, 7-34  
 Nov. 20 at McNeese State W, 55-12

**1955 (5-4, 3-3 GSC)**  
**Coach:** Raymond Didier  
**Home:** 4-1 | **Away:** 1-3  
 Sept. 17 at Lamar L, 6-19  
 Sept. 24 at Southeastern La L, 0-20  
 Oct. 1 East Texas State W, 20-15  
 Oct. 8 at La.-Monroe W, 26-6  
 Oct. 15 Corpus Christi W, 49-12  
 Oct. 29 at Louisiana Tech L, 14-28  
 Nov. 5 Louisiana College W, 21-14  
 Nov. 12 Northwestern St.<sup>HC</sup> W, 27-13  
 Nov. 19 McNeese State L, 7-12

**1956 (4-6, 1-5 GSC)**  
**Coach:** Raymond Didier  
**Home:** 1-4 | **Away:** 3-2  
 Sept. 15 Lamar L, 14-21  
 Sept. 22 Southeastern La L, 0-42  
 Sept. 29 at East Texas State W, 33-27  
 Oct. 6 La.-Monroe L, 19-45  
 Oct. 13 Corpus Christi W, 67-14  
 Oct. 20 at Southern Arkansas W, 32-12  
 Oct. 27 Louisiana Tech<sup>HC</sup> L, 6-33  
 Nov. 3 at Louisiana College L, 14-34  
 Nov. 10 at Northwestern State L, 19-38  
 Nov. 17 at McNeese State W, 35-33

**1957 (4-5-1, 2-3-1 GSC)**  
**Coach:** Raymond Didier  
**Home:** 3-2 | **Away:** 1-3-1  
 Sept. 14 Sam Houston State W, 14-7  
 Sept. 21 at Southeastern La T, 7-7  
 Sept. 28 at Lamar L, 20-36  
 Oct. 5 at La.-Monroe W, 6-0  
 Oct. 12 at Louisiana Tech L, 13-28  
 Oct. 19 Southern Arkansas W, 25-6  
 Oct. 26 at Trinity L, 7-27  
 Nov. 2 Louisiana College W, 7-0  
 Nov. 9 Northwestern St.<sup>HC</sup> L, 0-19  
 Nov. 23 McNeese State L, 0-13

**1958 (1-8, 0-5 GSC)**  
**Coach:** Jim "Red" Hoggatt  
**Home:** 1-3 | **Away:** 0-5  
 Sept. 20 Southeastern La L, 6-14  
 Sept. 27 at Sam Houston State L, 0-6  
 Oct. 4 La.-Monroe L, 8-29  
 Oct. 11 Louisiana Tech<sup>HC</sup> L, 0-33  
 Oct. 18 at Abilene Christian L, 8-27  
 Oct. 25 Trinity W, 22-18  
 Nov. 1 at Southern Arkansas L, 7-13  
 Nov. 8 at Northwestern State L, 8-27  
 Nov. 22 at McNeese State L, 8-9

**1959 (4-5, 2-3 GSC)**  
**Coach:** Jim "Red" Hoggatt  
**Home:** 4-1 | **Away:** 0-4  
 Sept. 18 at Southeastern La L, 13-18  
 Sept. 25 Sam Houston State W, 19-7  
 Oct. 3 Stephen F. Austin W, 22-14  
 Oct. 10 at Louisiana Tech L, 13-21  
 Oct. 24 at Louisiana College L, 6-21  
 Oct. 31 at La.-Monroe L, 20-34  
 Nov. 7 Abilene Christian L, 12-14  
 Nov. 14 Northwestern St.<sup>HC</sup> W, 34-14  
 Nov. 21 McNeese State W, 19-14

**1960 (6-4, 3-2 GSC)**  
**Coach:** Jim "Red" Hoggatt  
**Home:** 3-3 | **Away:** 3-1  
 Sept. 17 Southeastern La L, 10-20  
 Sept. 24 at Sam Houston State W, 8-3  
 Oct. 1 at Stephen F. Austin W, 36-0  
 Oct. 8 Louisiana Tech W, 6-2  
 Oct. 15 Texas-Arlington L, 7-13  
 Oct. 22 Louisiana College L, 7-13  
 Oct. 29 La.-Monroe<sup>HC</sup> W, 8-7  
 Nov. 5 Pensacola Navy W, 20-14  
 Nov. 12 at Northwestern State W, 17-7  
 Nov. 19 at McNeese State L, 18-28

**1961 (2-8, 0-5 GSC)**  
**Coach:** Russ Faulkinberry  
**Home:** 1-4 | **Away:** 1-4  
 Sept. 16 at Southeastern La L, 0-27  
 Sept. 23 at Texas-Arlington L, 0-26  
 Sept. 30 Southern Miss L, 6-22  
 Oct. 7 at Louisiana Tech L, 0-12  
 Oct. 21 Louisiana College L, 9-14  
 Oct. 28 at La.-Monroe<sup>(N1)</sup> L, 20-27  
 Nov. 4 at Pensacola Navy W, 9-7  
 Nov. 11 Northwestern St. (HC) L, 14-27  
 Nov. 18 McNeese State L, 0-25  
 Nov. 25 Henderson State W, 41-7

**1962 (4-5-1, 2-3 GSC)**  
**Coach:** Russ Faulkinberry  
**Home:** 3-1-1 | **Away:** 1-4  
 Sept. 15 Mexico Poly Institute W, 21-0  
 Sept. 21 Southeastern La L, 6-21  
 Sept. 29 at Southern Miss L, 0-20  
 Oct. 6 Louisiana Tech W, 13-6  
 Oct. 13 Tampa<sup>HC</sup> T, 14-14  
 Oct. 20 at Louisiana College L, 6-12  
 Oct. 27 at La.-Monroe<sup>(N1)</sup> W, 18-10  
 Nov. 2 Austin College W, 38-12  
 Nov. 10 at Northwestern State L, 0-20  
 Nov. 17 at McNeese State L, 0-19

**1963 (4-5, 1-4 GSC)**  
**Coach:** Russ Faulkinberry  
**Home:** 3-2 | **Away:** 1-3  
 Sept. 10 at Southeastern La L, 0-14  
 Sept. 28 Hardin-Simmons W, 16-6  
 Oct. 5 at Tampa W, 19-17  
 Oct. 12 at Louisiana Tech L, 0-45  
 Oct. 26 Louisiana College<sup>HC</sup> W, 7-6  
 Nov. 2 Southern Miss L, 0-28  
 Nov. 9 at La.-Monroe L, 6-7  
 Nov. 16 Northwestern State W, 19-13  
 Nov. 23 McNeese State L, 7-14

(N1) - Played in Shreveport  
 (N2) - Played in Little Rock, Ark.

**1964 (5-4, 2-3 GSC)**  
**Coach:** Russ Faulkinberry  
**Home:** 3-2 | **Away:** 2-2  
 Sept. 26 at Southern Miss L, 0-30  
 Oct. 10 Louisiana Tech L, 3-6  
 Oct. 17 Tampa<sup>HC</sup> W, 37-6  
 Oct. 24 at Louisiana College W, 14-7  
 Oct. 30 Lenoir-Rhyne W, 20-6  
 Nov. 7 La.-Monroe W, 23-7  
 Nov. 14 at Northwestern State W, 27-17  
 Nov. 21 at McNeese State L, 9-24  
 Dec. 12 Southeastern La L, 7-12

**1965 (7-3, 4-1 GSC)**  
**GULF STATES CHAMPIONS**  
**Coach:** Russ Faulkinberry  
**Home:** 3-1 | **Away:** 4-2  
 Sept. 18 Louisiana College W, 30-0  
 Oct. 2 at Southeastern La L, 0-13  
 Oct. 9 at Louisiana Tech W, 16-8  
 Oct. 16 at Tampa L, 6-7  
 Oct. 23 at Samford W, 7-0  
 Oct. 30 at Lamar W, 20-6  
 Nov. 6 at La.-Monroe W, 14-10  
 Nov. 13 Northwestern St.<sup>HC</sup> W, 41-7  
 Nov. 20 McNeese State W, 14-7  
 Nov. 25 Chattanooga L, 25-27

**1966 (6-4, 3-2 GSC)**  
**Coach:** Russ Faulkinberry  
**Home:** 5-1 | **Away:** 1-3  
 Sept. 17 at Louisiana College W, 24-0  
 Sept. 24 at Delta State L, 3-28  
 Oct. 1 Southeastern La W, 35-6  
 Oct. 8 Lamar W, 14-6  
 Oct. 15 Louisiana Tech<sup>HC</sup> W, 21-12  
 Oct. 22 Samford W, 6-3  
 Oct. 29 at La.-Monroe L, 7-10  
 Nov. 5 Arkansas State L, 14-17  
 Nov. 12 at Northwestern State L, 8-21  
 Nov. 19 at McNeese State W, 7-0

**1967 (6-4, 3-2 GSC)**  
**Coach:** Russ Faulkinberry  
**Home:** 2-2 | **Away:** 4-2  
 Sept. 16 at Louisiana College W, 28-14  
 Sept. 23 at Lamar L, 13-14  
 Sept. 30 Pensacola Navy W, 13-3  
 Oct. 7 at Louisiana Tech W, 20-14  
 Oct. 14 at Southeastern La W, 9-0  
 Oct. 21 at Memphis L, 6-28  
 Oct. 28 La.-Monroe<sup>HC</sup> L, 6-17  
 Nov. 4 at Arkansas State W, 7-6  
 Nov. 11 Northwestern State L, 9-24  
 Nov. 18 McNeese State W, 31-6


**1968 (8-2, 5-1 GSC)**  
**GULF STATES CHAMPIONS**  
**Coach:** Russ Faulkinberry  
**Home:** 5-0 | **Away:** 3-2  
 Sept. 21 at Louisiana College W, 28-0  
 Sept. 28 at Pensacola Navy L, 35-39  
 Oct. 5 Southeastern La W, 31-6  
 Oct. 12 Louisiana Tech W, 28-24  
 Oct. 19 Delta State W, 32-27  
 Oct. 26 Lamar<sup>HC</sup> W, 20-14  
 Nov. 2 at La.-Monroe L, 7-20  
 Nov. 9 Arkansas State W, 20-9  
 Nov. 16 at Northwestern State W, 14-7  
 Nov. 23 at McNeese State W, 12-7

**1969 (5-5, 3-2 GSC)**  
**Coach:** Russ Faulkinberry  
**Home:** 3-1 | **Away:** 4-2  
 Sept. 20 at North Texas L, 6-40  
 Sept. 27 East Texas State L, 13-24  
 Oct. 4 at Southeastern La W, 9-3  
 Oct. 11 at Louisiana Tech L, 21-34  
 Oct. 18 at Arkansas State<sup>(N2)</sup> L, 0-26  
 Oct. 25 at Lamar W, 24-16  
 Nov. 1 at La.-Monroe W, 9-7  
 Nov. 8 St. Norbert W, 48-37  
 Nov. 15 Northwestern St.<sup>HC</sup> L, 28-33  
 Nov. 22 McNeese State W, 21-17



# all-time RESULTS

history



**1970 (9-3, 5-0 GSC)**  
**GULF STATES CHAMPIONS**  
**Grantland Rice Bowl Runner-Up**  
 Coach: Russ Faulkinberry  
 Home: 4-0 | Away: 5-0  
 Sept. 12 Southern Miss L, 14-16  
 Sept. 19 Southeastern La W, 17-6  
 Sept. 26 at Chattanooga W, 24-20  
 Oct. 3 Doane W, 49-0  
 Oct. 10 Louisiana Tech W, 28-10  
 Oct. 17 at Texas-Arlington W, 28-7  
 Oct. 24 Lamar W, 15-6  
 Oct. 31 at La.-Monroe W, 9-7  
 Nov. 7 Tampa<sup>HC</sup> L, 38-50  
 Nov. 14 at Northwestern State W, 24-21  
 Nov. 21 at McNeese State W, 13-7  
**Grantland Rice Bowl (Baton Rouge, La.)**  
 Dec. 12 vs. Tennessee State L, 25-26

**1971 (5-4-1, 2-2-1 SLC)**  
 Coach: Russ Faulkinberry  
 Home: 3-3 | Away: 2-1-1  
 Sept. 18 at Southeastern La W, 7-6  
 Sept. 25 Santa Clara W, 21-0  
 Oct. 2 Trinity L, 21-27  
 Oct. 9 at Louisiana Tech L, 15-35  
 Oct. 16 Texas-Arlington W, 16-0  
 Oct. 23 at Lamar W, 21-20  
 Oct. 30 La.-Monroe<sup>HC</sup> W, 31-7  
 Nov. 6 at Arkansas State T, 10-10  
 Nov. 13 Northwestern State L, 19-27  
 Nov. 19 McNeese State L, 10-20

**1972 (5-6, 1-4 SLC)**  
 Coach: Russ Faulkinberry  
 Home: 3-3 | Away: 2-3  
 Sept. 9 Louisiana Tech L, 0-7  
 Sept. 16 Southeastern La W, 30-7  
 Sept. 23 at Trinity L, 10-13  
 Sept. 30 Arkansas State L, 18-21  
 Oct. 7 Abilene Christian W, 35-14  
 Oct. 14 at Chattanooga W, 22-21  
 Oct. 21 Lamar L, 0-3  
 Oct. 28 at Texas-Arlington L, 0-7  
 Nov. 4 Santa Clara<sup>HC</sup> W, 27-7  
 Nov. 11 at Northwestern State L, 8-24  
 Nov. 25 at McNeese State W, 10-0

**1973 (0-10, 0-5 SLC)**  
 Coach: Russ Faulkinberry  
 Home: 0-6 | Away: 0-4  
 Sept. 15 at Arkansas State L, 13-27  
 Sept. 22 at Louisiana Tech L, 0-23  
 Sept. 29 Chattanooga L, 10-21  
 Oct. 6 Xavier L, 14-17  
 Oct. 13 at Cincinnati L, 0-27  
 Oct. 20 at Lamar L, 0-31  
 Oct. 27 Texas-Arlington L, 22-31  
 Nov. 10 Northwestern St<sup>HC</sup> L, 10-20  
 Nov. 17 Memphis L, 6-41  
 Nov. 24 McNeese State L, 0-37

**1974 (2-9, 0-5 SLC)**  
 Coach: Augie Tammariello  
 Home: 1-5 | Away: 1-4  
 Sept. 14 at Tulane L, 16-17  
 Sept. 21 at McNeese State L, 0-38  
 Oct. 5 Lamar L, 13-38  
 Oct. 12 Louisiana Tech L, 20-35  
 Oct. 19 at Tampa L, 13-14  
 Oct. 26 Chattanooga<sup>HC</sup> W, 21-20  
 Nov. 2 Southern Miss L, 7-41  
 Nov. 9 at Texas-Arlington L, 17-21  
 Nov. 16 at Northwestern State W, 14-10  
 Nov. 22 San Jose State L, 22-25  
 Nov. 29 Arkansas State L, 6-28

**1975 (6-5, 2-3 SLC)**  
 Coach: Augie Tammariello  
 Home: 5-2 | Away: 1-3  
 Sept. 6 at Long Beach State W, 22-17  
 Sept. 13 Southern Illinois W, 27-10  
 Sept. 27 New Mexico State W, 31-7  
 Oct. 4 at Arkansas State L, 17-39  
 Oct. 11 at Louisiana Tech L, 14-24  
 Oct. 18 Lamar W, 21-12  
 Oct. 25 at Cincinnati L, 17-23  
 Nov. 1 Texas-Arlington<sup>HC</sup> W, 35-32  
 Nov. 8 Pacific L, 14-19  
 Nov. 15 Northwestern State W, 40-17  
 Nov. 22 McNeese State L, 21-33

**1976 (9-2, 4-1 SLC)**  
 Coach: Augie Tammariello  
 Home: 7-0 | Away: 2-2  
 Sept. 11 Fresno State<sup>(F)</sup> W, 41-14  
 Sept. 18 Cincinnati<sup>(F)</sup> W, 7-3  
 Oct. 2 Louisiana Tech W, 31-26  
 Oct. 9 at Lamar W, 34-9  
 Oct. 16 Furman W, 27-16  
 Oct. 23 Pacific W, 38-10  
 Oct. 30 at Texas-Arlington W, 31-24  
 Nov. 6 Arkansas State<sup>HC</sup> W, 23-14  
 Nov. 13 at Northwestern State L, 3-7  
 Nov. 20 at McNeese State L, 19-20  
 Dec. 4 La.-Monroe W, 7-5  
 (F) - Later forfeited because of ineligible player(s)

**1977 (6-4-2, 2-1-2 SLC)**  
 Coach: Augie Tammariello  
 Home: 4-1-1 | Away: 2-3-1  
 Sept. 3 Tulsa W, 48-21  
 Sept. 10 Fresno State W, 34-13  
 Sept. 17 at Lamar W, 10-6  
 Sept. 24 Texas-Arlington W, 30-20  
 Oct. 1 at Hawai'i L, 6-20  
 Oct. 8 at Louisiana Tech T, 21-21  
 Oct. 15 Southern Illinois W, 24-0  
 Oct. 22 at Temple L, 20-27  
 Oct. 29 at East Carolina W, 9-7  
 Nov. 5 at Arkansas State L, 15-17  
 Nov. 12 Northwestern St<sup>HC</sup> L, 13-20  
 Nov. 25 McNeese State T, 9-9

**1978 (3-8, 2-3 SLC)**  
 Coach: Augie Tammariello  
 Home: 2-5 | Away: 1-3  
 Sept. 9 Long Beach State L, 0-10  
 Sept. 16 at Tulsa L, 3-10  
 Sept. 23 East Carolina L, 9-38  
 Sept. 30 Lamar W, 23-16  
 Oct. 7 Louisiana Tech W, 24-6  
 Oct. 14 at Texas-Arlington L, 3-24  
 Oct. 28 Cincinnati L, 13-38  
 Nov. 4 Arkansas State<sup>HC</sup> L, 6-16  
 Nov. 11 at Northwestern State W, 19-17  
 Nov. 18 Southern Illinois L, 9-10  
 Nov. 25 at McNeese State L, 18-44

**1979 (4-7, 1-4 SLC)**  
 Coach: Augie Tammariello  
 Home: 3-3 | Away: 1-4  
 Sept. 1 La.-Monroe W, 17-13  
 Sept. 8 at Southern Illinois L, 7-17  
 Sept. 15 at Tulsa L, 20-28  
 Sept. 22 West Texas State W, 19-10  
 Sept. 29 at Arkansas State W, 13-9  
 Oct. 6 at Louisiana Tech L, 0-17  
 Oct. 13 at Pacific L, 7-10  
 Oct. 20 Lamar L, 17-21  
 Oct. 27 Cal Poly-Pomona W, 31-19  
 Nov. 10 Texas-Arlington<sup>HC</sup> L, 10-24  
 Nov. 17 McNeese State L, 6-10

**1980 (7-4, 4-1 SLC)**  
 Coach: Sam Robertson  
 Home: 5-0 | Away: 2-4  
 Sept. 6 New Mexico State W, 14-12  
 Sept. 13 at East Carolina W, 27-21  
 Sept. 20 at Fresno State L, 14-16  
 Sept. 27 at La.-Monroe L, 0-24  
 Oct. 4 at North Texas L, 20-22  
 Oct. 11 Arkansas State W, 3-0  
 Oct. 25 Lamar W, 38-10  
 Nov. 1 Southern Illinois W, 21-3  
 Nov. 8 at Texas-Arlington W, 30-13  
 Nov. 15 Louisiana Tech<sup>HC</sup> W, 27-9  
 Nov. 22 at McNeese State L, 0-14

**1981 (1-9-1, 0-4-1 SLC)**  
 Coach: Sam Robertson  
 Home: 1-4 | Away: 0-5-1  
 Sept. 5 at Southern Miss L, 7-33  
 Sept. 12 Southeastern La L, 0-7  
 Sept. 19 at La.-Monroe L, 17-20  
 Sept. 26 North Texas W, 34-11  
 Oct. 10 at Arkansas State L, 3-14  
 Oct. 17 East Carolina L, 31-35  
 Oct. 24 at Southern Illinois L, 0-41  
 Oct. 31 at Louisiana Tech T, 17-17  
 Nov. 7 Texas-Arlington<sup>HC</sup> L, 7-23  
 Nov. 14 at Lamar L, 12-14  
 Nov. 21 McNeese State L, 7-14

**1982 (7-3-1)**  
 Coach: Sam Robertson  
 Home: 5-1 | Away: 2-2-1  
 Sept. 11 at Rice W, 21-14  
 Sept. 18 West Texas State<sup>FCS</sup> W, 31-18  
 Sept. 25 at North Texas<sup>FCS</sup> W, 31-14  
 Oct. 2 Southern Illinois<sup>FCS</sup> W, 20-10  
 Oct. 9 Arkansas State<sup>FCS</sup> L, 13-20  
 Oct. 16 at Texas-Arlington<sup>FCS</sup> L, 29-30  
 Oct. 23 Lamar<sup>FCS</sup> W, 24-0  
 Oct. 30 at Southern Miss L, 0-36  
 Nov. 6 La.-Monroe<sup>FCS/HC</sup> W, 40-26  
 Nov. 13 Louisiana Tech<sup>FCS</sup> W, 29-19  
 Nov. 20 at McNeese State<sup>FCS</sup> T, 10-10

**1983 (4-6)**  
 Coach: Sam Robertson  
 Home: 3-1 | Away: 1-5  
 Sept. 10 at La.-Monroe<sup>FCS</sup> L, 6-31  
 Sept. 18 Chattanooga<sup>FCS</sup> L, 14-38  
 Sept. 24 at Rice L, 21-22  
 Oct. 8 at East Carolina L, 18-21  
 Oct. 15 at Tulane L, 15-17  
 Oct. 22 Lamar<sup>FCS</sup> W, 31-6  
 Oct. 29 at Southern Miss L, 3-31  
 Nov. 12 McNeese State<sup>FCS</sup> W, 48-16  
 Nov. 19 La. Tech<sup>FCS/HC</sup> W, 13-9  
 Nov. 26 at San Jose State W, 25-21


**1984 (6-5)**  
 Coach: Sam Robertson  
 Home: 3-1 | Away: 3-4  
 Sept. 1 at Chattanooga<sup>FCS</sup> L, 7-9  
 Sept. 8 at Louisiana Tech<sup>FCS</sup> W, 17-16  
 Sept. 15 La.-Monroe<sup>FCS</sup> L, 6-7  
 Sept. 22 at Alabama L, 14-37  
 Oct. 6 Wichita State W, 31-3  
 Oct. 13 at Memphis L, 7-20  
 Oct. 20 at San Jose State W, 35-28  
 Oct. 27 Southern Miss W, 13-7  
 Nov. 3 East Carolina<sup>HC</sup> W, 42-24  
 Nov. 10 at McNeese State<sup>FCS</sup> L, 17-30  
 Nov. 17 at Tulsa W, 18-17

**1985 (4-7)**  
 Coach: Sam Robertson  
 Home: 2-2 | Away: 2-5  
 Aug. 31 Memphis L, 6-37  
 Sept. 7 at (2) Auburn L, 7-49  
 Sept. 14 at Louisiana Tech<sup>FCS</sup> L, 23-24  
 Sept. 21 Idaho State<sup>FCS</sup> W, 31-30  
 Sept. 28 at Wichita State W, 23-15  
 Oct. 5 at Southern Miss L, 16-38  
 Oct. 12 East Carolina<sup>HC</sup> W, 16-14  
 Oct. 19 at (5) Florida L, 0-45  
 Oct. 26 at UNLV W, 20-13  
 Nov. 9 at Tulane L, 17-27  
 Nov. 16 McNeese State<sup>FCS</sup> L, 3-14



# all-time RESULTS

history



**1986 (6-5)**  
**Coach:** Nelson Stokley  
**Home:** 3-2 | **Away:** 3-2

Sept. 6	Oklahoma State	L, 20-21
Sept. 13	La.-Monroe <sup>FCS</sup>	W, 24-20
Sept. 20	at Memphis	W, 26-10
Oct. 4	at East Carolina	W, 21-10
Oct. 11	Tulsa	W, 17-13
Oct. 18	at Mississippi	L, 20-21
Oct. 25	Stephen F. Austin <sup>FCS/HC</sup>	W, 28-14
Nov. 1	at Tulane	L, 39-42
Nov. 8	at Southern Miss	L, 0-17
Nov. 15	at McNeese State <sup>FCS</sup>	W, 33-13
Nov. 22	Louisiana Tech <sup>FCS</sup>	L, 14-23

**1987 (6-5)**  
**Coach:** Nelson Stokley  
**Home:** 5-0 | **Away:** 1-5

Sept. 5	at Mississippi State	L, 3-31
Sept. 12	UNLV	W, 21-10
Sept. 26	at Oklahoma State	L, 0-36
Oct. 3	at (17) Alabama	L, 10-38
Oct. 10	Northwestern St <sup>FCS</sup>	W, 13-3
Oct. 17	at Mississippi	L, 14-24
Oct. 24	at La.-Monroe <sup>FCS</sup>	W, 17-7
Nov. 7	Memphis <sup>HC</sup>	W, 31-7
Nov. 14	at Tulane	L, 10-38
Nov. 21	Colorado State	W, 35-28
Nov. 28	Southern Miss	W, 37-30

**1988 (6-5)**  
**Coach:** Nelson Stokley  
**Home:** 4-2 | **Away:** 2-3

Sept. 3	Cal State-Fullerton	W, 24-9
Sept. 18	Sam Houston St <sup>FCS</sup>	W, 33-8
Sept. 24	Rice	W, 41-16
Oct. 1	at East Carolina	W, 48-36
Oct. 8	at Louisiana Tech <sup>FCS</sup>	L, 16-19
Oct. 15	Northern Illinois <sup>HC</sup>	W, 45-0
Oct. 22	Southern Miss	L, 14-27
Oct. 29	at Tulane	W, 51-34
Nov. 5	at Memphis	L, 3-20
Nov. 12	at (18) Alabama	L, 0-17
Nov. 19	Arkansas State <sup>FCS</sup>	L, 21-38

**1989 (7-4)**  
**Coach:** Nelson Stokley  
**Home:** 4-1 | **Away:** 3-3

Sept. 2	Louisiana Tech	L, 14-40
Sept. 9	Central Michigan	W, 22-20
Sept. 16	at Tulane	L, 10-17
Sept. 23	at Rice	W, 18-3
Sept. 30	at La.-Monroe <sup>FCS</sup>	W, 24-10
Oct. 7	Tulsa <sup>HC</sup>	W, 21-13
Oct. 14	at (11) Alabama	L, 17-24
Oct. 21	at Southern Miss	W, 24-21
Nov. 4	at Northern Illinois	L, 20-23
Nov. 11	Lamar <sup>FCS</sup>	W, 42-33
Nov. 18	Arkansas State <sup>FCS</sup>	W, 29-28

**1990 (5-6)**  
**Coach:** Nelson Stokley  
**Home:** 2-3 | **Away:** 3-3

Sept. 1	at Tulane	W, 48-6
Sept. 8	Nicholls State <sup>FCS</sup>	W, 24-21
Sept. 15	at Texas A&M	L, 14-63
Sept. 22	East Carolina	L, 10-20
Sept. 29	at Louisiana Tech	L, 10-24
Oct. 6	Alabama	L, 6-25
Oct. 20	at Tulsa	W, 25-13
Oct. 27	at Memphis	L, 6-20
Nov. 3	Southern Miss <sup>HC</sup>	L, 13-14
Nov. 10	at Arkansas State	W, 17-16
Nov. 17	Northern Illinois	W, 24-20

**1991 (2-8-1)**  
**Coach:** Nelson Stokley  
**Home:** 0-3-1 | **Away:** 2-5

Aug. 31	La.-Monroe <sup>FCS</sup>	L, 10-21
Sept. 7	at Central Michigan	L, 24-27
Sept. 14	at Wyoming	L, 15-28
Sept. 21	at Arkansas	L, 7-9
Sept. 28	at Texas A&M	L, 7-34
Oct. 5	Miami (Ohio) <sup>HC</sup>	L, 14-27
Oct. 12	Tulsa	L, 20-34
Oct. 26	Louisiana Tech	T, 14-14
Nov. 2	at Northern Illinois	W, 13-12
Nov. 9	at Auburn	L, 7-50
Nov. 16	at Arkansas State	W, 17-13

**1992 (2-9)**  
**Coach:** Nelson Stokley  
**Home:** 2-3 | **Away:** 0-6

Sept. 5	at (22) Tennessee	L, 3-38
Sept. 12	La.-Monroe <sup>FCS</sup>	W, 31-23
Sept. 19	at San Jose State	L, 13-36
Sept. 26	Western Kentucky <sup>FCS</sup>	W, 17-14
Oct. 3	at Houston	L, 7-63
Oct. 10	at Louisiana Tech	L, 7-21
Oct. 17	Cal State-Fullerton	L, 10-14
Oct. 24	at Auburn	L, 24-25
Oct. 31	at Tulsa	L, 9-27
Nov. 7	Northern Illinois <sup>HC</sup>	L, 15-23
Nov. 21	Arkansas State	L, 7-20

**1993 (8-3, 5-1 Big West)**  
**BIG WEST CHAMPIONS**  
**Coach:** Nelson Stokley  
**Home:** 4-1 | **Away:** 4-2

Sept. 4	Utah State <sup>*</sup>	L, 13-34
Sept. 11	at Miami (Ohio)	L, 28-29
Sept. 18	Memphis	W, 17-15
Oct. 2	Southern Miss	W, 13-7
Oct. 9	at Tulane	W, 36-15
Oct. 16	at Arkansas State <sup>*</sup>	W, 19-3
Oct. 23	at Northern Illinois <sup>*</sup>	W, 33-19
Oct. 30	San Jose State <sup>HC</sup>	W, 24-13
Nov. 6	at (9) Florida	L, 14-61
Nov. 20	at UNLV <sup>*</sup>	W, 31-14
Nov. 27	Louisiana Tech <sup>*</sup>	W, 21-17

**1994 (6-5, 5-1 Big West)**  
**BIG WEST CHAMPIONS**  
**Coach:** Nelson Stokley  
**Home:** 4-1 | **Away:** 2-4

Sept. 3	at Kansas State	L, 6-34
Sept. 10	Northern Illinois <sup>*</sup>	W, 29-9
Sept. 17	Troy <sup>FCS</sup>	L, 20-39
Sept. 24	at San Jose State <sup>*</sup>	L, 28-31
Oct. 1	at Louisiana Tech <sup>*</sup>	W, 13-3
Oct. 8	Arkansas State <sup>HC</sup>	W, 26-0
Oct. 15	at Southern Miss	L, 20-43
Oct. 22	at Utah State <sup>*</sup>	W, 27-25
Nov. 5	UNLV <sup>*</sup>	W, 28-27
Nov. 12	at Texas Tech	L, 7-39
Nov. 19	Western Michigan	W, 17-14

**1995 (6-5, 4-2 Big West)**  
**Coach:** Nelson Stokley  
**Home:** 4-1 | **Away:** 2-4

Sept. 2	at Nevada <sup>*</sup>	L, 14-38
Sept. 9	UAB <sup>FCS</sup>	W, 56-21
Sept. 16	at Memphis	L, 19-33
Sept. 23	at Northern Illinois <sup>*</sup>	L, 24-25
Oct. 7	at Arkansas State <sup>*</sup>	W, 33-9
Oct. 14	New Mexico State <sup>HC</sup>	W, 43-26
Oct. 21	Pacific <sup>*</sup>	W, 45-3
Oct. 28	at Tulane	W, 32-28
Nov. 4	Louisiana Tech <sup>*</sup>	W, 40-33
Nov. 11	at (15) Arkansas	L, 13-24
Nov. 18	Southern Miss	L, 32-35

**1996 (5-6)**  
**Coach:** Nelson Stokley  
**Home:** 4-1 | **Away:** 1-5

Aug. 31	at (4) Florida	L, 21-55
Sept. 14	(25) Texas A&M	W, 29-22
Sept. 21	at Southern Miss	L, 27-52
Sept. 28	at Louisiana Tech	W, 37-31
Oct. 5	Houston	L, 24-31
Oct. 12	Arkansas State <sup>HC</sup>	W, 42-31
Oct. 19	at UAB	L, 29-39
Oct. 26	Memphis	W, 13-9
Nov. 2	at Virginia Tech	L, 16-47
Nov. 9	Northern Illinois	W, 45-31
Nov. 16	at Texas Tech	L, 21-56

**1997 (1-10)**  
**Coach:** Nelson Stokley  
**Home:** 0-6 | **Away:** 1-4

Aug. 30	at Pittsburgh	L, 13-45
Sept. 6	Oklahoma State	L, 7-31
Sept. 13	at Texas Tech	L, 14-59
Sept. 20	at Texas A&M	L, 0-66
Sept. 27	UAB	L, 7-42
Oct. 4	at Arkansas State	W, 41-38
Oct. 11	North Alabama <sup>D-II (4ot)</sup>	L, 42-48
Oct. 25	La.-Monroe <sup>HC (OT)</sup>	L, 21-28
Nov. 1	Tulane	L, 0-56
Nov. 8	at (16) Washington St	L, 7-77
Nov. 15	Louisiana Tech	L, 24-63

**1998 (2-9)**  
**Coach:** Nelson Stokley  
**Home:** 2-2 | **Away:** 0-7

Sept. 5	at Arkansas	L, 17-38
Sept. 12	Northwestern St <sup>FCS</sup>	L, 22-24
Sept. 19	at Louisiana Tech	L, 14-77
Sept. 26	at Southern Miss	L, 0-55
Oct. 3	at UAB	L, 13-24
Oct. 17	Arkansas State <sup>HC</sup>	W, 21-19
Oct. 24	UCF	L, 10-42
Oct. 31	at (19) Tulane	L, 20-72
Nov. 7	at La.-Monroe	L, 24-34
Nov. 14	at Oklahoma State	L, 20-44
Nov. 21	Western Kentucky <sup>FCS</sup>	W, 38-24

**1999 (2-9)**  
**Coach:** Jerry Baldwin  
**Home:** 2-3 | **Away:** 0-6

Sept. 4	at Oklahoma State	L, 7-24
Sept. 11	Texas Tech	L, 17-38
Sept. 18	at Houston	L, 0-45
Sept. 25	Middle Tennessee	W, 45-31
Oct. 2	Louisiana Tech	L, 31-41
Oct. 9	at Washington State	L, 0-44
Oct. 16	at Tulane	L, 32-48
Oct. 23	La.-Monroe <sup>HC</sup>	L, 7-31
Oct. 30	at Arkansas State	L, 27-31
Nov. 13	at (21) Southern Miss	L, 0-48
Nov. 20	Wofford <sup>FCS (ot)</sup>	W, 37-34

**2000 (1-10)**  
**Coach:** Jerry Baldwin  
**Home:** 0-5 | **Away:** 1-5

Sept. 2	Sam Houston St <sup>FCS</sup>	L, 14-21
Sept. 9	at (6) Texas	L, 10-52
Sept. 16	at Texas Tech	L, 0-26
Sept. 23	Northwestern St <sup>FCS</sup>	L, 21-23
Sept. 30	at UAB	L, 2-47
Oct. 7	Tulane <sup>HC</sup>	L, 37-38
Oct. 14	at Louisiana Tech	L, 14-48
Oct. 28	North Texas	L, 0-13
Nov. 4	at La.-Monroe	W, 21-18
Nov. 11	Jacksonville State <sup>FCS</sup>	L, 14-28
Nov. 18	at Middle Tennessee (2 ot)	L, 38-41

**2001 (3-8, 2-4 Sun Belt)**  
**Coach:** Jerry Baldwin  
**Home:** 2-3 | **Away:** 1-5


Sept. 1	Nicholls State <sup>FCS</sup>	W, 20-0
Sept. 8	at Minnesota	L, 14-44
Sept. 22	Southern Miss	L, 10-35
Sept. 29	Middle Tennessee <sup>*</sup>	L, 9-26
Oct. 6	at Arizona State	L, 27-63
Oct. 13	at Arkansas State <sup>*</sup>	L, 20-26
Oct. 20	at Idaho <sup>*</sup>	W, 54-37
Oct. 27	La.-Monroe <sup>HC</sup>	W, 17-12
Nov. 10	at North Texas <sup>*</sup>	L, 17-42
Nov. 17	New Mexico State <sup>*</sup>	L, 46-49
Nov. 24	at UCF	L, 0-31





# all-time RESULTS

history



## 2002 (3-9, 2-4 Sun Belt)

**Coach:** Rickey Bustle  
**Home:** 3-2 | **Away:** 0-7

Aug. 31	at (23) Texas A&M	L, 7-31
Sept. 7	Minnesota	L, 11-35
Sept. 14	at Houston	L, 17-36
Sept. 21	UAB	W, 34-0
Oct. 5	at (21) Louisiana State	L, 0-48
Oct. 12	at New Mexico State	L, 28-31
Oct. 19	at Middle Tennessee	L, 35-48
Oct. 26	North Texas	L, 0-27
Nov. 2	Idaho <sup>HC</sup>	W, 31-28
Nov. 9	Arkansas State	W, 13-10
Nov. 16	at Arkansas	L, 17-24
Nov. 23	at La.-Monroe	L, 10-34

## 2003 (4-8, 4-3 Sun Belt)

**Coach:** Rickey Bustle  
**Home:** 3-3 | **Away:** 1-5

Aug. 30	at South Carolina	L, 7-14
Sept. 6	Louisiana Tech+	L, 3-34
Sept. 13	Houston	L, 14-21
Sept. 20	at Minnesota	L, 14-48
Sept. 27	at North Texas	L, 23-44
Oct. 4	at Oklahoma State	L, 3-56
Oct. 11	La.-Monroe <sup>HC</sup>	L, 42-45
Oct. 16	New Mexico State	W, 26-24
Oct. 25	Idaho	W, 31-20
Nov. 1	at Southern Miss	L, 3-48
Nov. 8	FIU <sup>FC</sup>	W, 47-10
Nov. 15	at M. Tennessee (4 ot)	W, 57-51

+Designated Sun Belt Conference game

## 2004 (4-7, 2-5 Sun Belt)

**Coach:** Rickey Bustle  
**Home:** 3-2 | **Away:** 1-5

Sept. 4	Northwestern St <sup>FC</sup>	W, 14-7
Sept. 11	at Louisiana Tech	L, 20-24
Sept. 18	at Kansas State	L, 20-40
Sept. 25	Middle Tennessee	W, 24-17
Oct. 2	at FIU	W, 43-34
Oct. 9	at New Mexico State	L, 32-35
Oct. 16	at Idaho	L, 25-38
Oct. 23	Arkansas State <sup>HC</sup>	W, 27-24
Nov. 5	North Texas	L, 17-27
Nov. 13	Troy	L, 10-13
Nov. 20	at La.-Monroe	L, 10-13

## 2005 (6-5, 5-2 Sun Belt)

**SUN BELT CHAMPIONS**  
**Coach:** Rickey Bustle  
**Home:** 3-2 | **Away:** 3-3

Sept. 3	at (2) Texas	L, 3-60
Sept. 10	at Eastern Michigan	L, 10-31
Sept. 17	Northwestern St <sup>FC</sup>	W, 49-28
Oct. 1	UCF	L, 21-24
Oct. 6	Florida Atlantic	L, 10-28
Oct. 13	at Arkansas State	L, 36-39
Oct. 22	at Middle Tennessee	W, 13-10
Oct. 29	Troy <sup>HC</sup> (ot)	W, 31-28
Nov. 5	at North Texas	W, 31-28
Nov. 12	FIU	W, 28-7
Nov. 26	at La.-Monroe	W, 54-21

## 2006 (6-6, 3-4 Sun Belt)

**Coach:** Rickey Bustle  
**Home:** 3-3 | **Away:** 3-3

Sept. 2	at (8) Louisiana State	L, 3-45
Sept. 9	at Texas A&M	L, 7-51
Sept. 23	N. Carolina A&T <sup>CS</sup>	W, 48-7
Sept. 30	Eastern Michigan	W, 33-14
Oct. 7	at Houston	W, 31-28
Oct. 18	at Florida Atlantic	W, 6-0
Oct. 28	Middle Tennessee <sup>HC</sup>	L, 20-34
Nov. 4	at Troy	L, 28-42
Nov. 11	North Texas	L, 7-16
Nov. 18	at FIU	W, 17-7
Nov. 25	Arkansas State	W, 28-13
Dec. 2	La.-Monroe	L, 20-39

## 2007 (3-9, 3-4 Sun Belt)

**Coach:** Rickey Bustle  
**Home:** 1-5 | **Away:** 2-4

Sept. 1	at South Carolina	L, 14-28
Sept. 8	Ohio	L, 23-31
Sept. 15	McNeese State	L, 17-38
Sept. 22	Troy	L, 31-48
Sept. 29	at UCF	L, 19-37
Oct. 6	North Texas	W, 38-29
Oct. 13	at Arkansas State	L, 21-52
Oct. 20	Florida Atlantic <sup>HC</sup> (ot)	L, 32-39
Nov. 3	at (24) Tennessee	L, 7-59
Nov. 10	at Middle Tennessee	W, 34-24
Nov. 17	at FIU	W, 38-28
Nov. 24	La.-Monroe	L, 11-17

## 2008 (6-6, 5-2 Sun Belt)

**Coach:** Rickey Bustle  
**Home:** 4-1 | **Away:** 2-5

Aug. 30	at Southern Miss	L, 21-51
Sept. 13	at (24) Illinois	L, 17-20
Sept. 20	Kent State	W, 44-27
Sept. 27	at Kansas State	L, 37-45
Oct. 4	at La.-Monroe	W, 44-35
Oct. 11	at North Texas	W, 59-30
Oct. 18	Arkansas State	W, 28-23
Nov. 1	FIU <sup>HC</sup>	W, 49-20
Nov. 8	UTEP	L, 24-37
Nov. 15	at Florida Atlantic	L, 29-40
Nov. 22	at Troy	L, 3-48
Dec. 3	Middle Tennessee	W, 42-28

## 2009 (6-6, 4-4 Sun Belt)

**Coach:** Rickey Bustle  
**Home:** 4-2 | **Away:** 2-4

Sept. 5	Southern	W, 42-19
Sept. 12	Kansas State	W, 17-15
Sept. 19	at (9) Louisiana State	L, 3-31
Sept. 26	at (25) Nebraska	L, 0-55
Oct. 10	North Texas	W, 38-34
Oct. 17	at Western Kentucky	W, 30-22
Oct. 24	Florida Atlantic <sup>HC</sup>	L, 29-51
Oct. 31	at FIU (ot)	L, 17-20
Nov. 7	at Arkansas State	W, 21-18
Nov. 14	at Middle Tennessee	L, 17-34
Nov. 21	La.-Monroe	W, 21-17
Nov. 28	Troy	L, 31-48

### ► DID YOU KNEAUX?

On August 1, 1973 the NCAA's membership was divided into three legislative and competitive divisions at the first special convention ever held. All major schools were reclassified as Division I and other schools were divided into Division II and Division III.

In 1978, Division I members voted to create sub classifications I-A, I-AA, and I-AAA for the sport of football. When I-AA was formed in 1978, the playoffs comprised just four teams, doubling to eight teams in 1981. The following year (1982) it was changed to a 12-team playoff, with each of the top four seeds receiving a first-round bye and a home game in the quarterfinals.

After the 1981 season, 40 schools left I-A, with 37 moving to I-AA and 3 moving to I-AAA (dropping football). At this time, UL chose to leave the Southland Conference and become independent in order to remain classified as a I-A institution.


In August 2006, the NCAA voted to rename I-A and I-AA to the Football Bowl Subdivision and Football Championship Subdivision, respectively.

Louisiana is one of 91 NCAA Division I schools that has been a member of the NCAA's Football Bowl Subdivision (formerly Division I-A) since its inception prior to the 1978 season. In fact, Louisiana is the only Sun Belt Conference football member that has been a FBS member every season since 1978. *Louisiana has never been a member of the NCAA's Football Championship Subdivision (formerly known as Division I-AA).*

Below is a list of all 91 Division I programs that have been members of the FBS since 1978:

Air Force	Houston	New Mexico State	Tennessee
Alabama	Illinois	North Carolina	Texas
Arizona	Indiana	North Carolina State	Texas A&M
Arizona State	Iowa	Northwestern	Texas Tech
Arkansas	Iowa State	Notre Dame	Toledo
Army	Kansas	Ohio State	Tulane
Auburn	Kansas State	Oklahoma	Tulsa
Baylor	Kentucky	Oklahoma State	UCLA
Boston College	Louisiana	Oregon	UNLV
BYU	Louisiana State	Oregon State	USC
California	Louisville	Penn State	Utah
Central Michigan	Maryland	Pittsburgh	Utah State
Clemson	Memphis	Purdue	UTEP
Colorado	Miami, Fla.	Rice	Vanderbilt
Colorado State	Michigan	Rutgers	Virginia
Duke	Michigan State	San Diego State	Virginia Tech
East Carolina	Minnesota	San Jose State	Wake Forest
Florida	Mississippi	South Carolina	Washington
Florida State	Mississippi State	Southern Miss	Washington State
Fresno State	Missouri	Stanford	West Virginia
Georgia	Navy	Syracuse	Wisconsin
Georgia Tech	Nebraska	TCU	Wyoming
Hawai'i	New Mexico	Temple	

<b>Sun Belt Conference Member</b>	<b>Year(s) in FBS</b>
Arkansas State	[1978-81, 1992-present]
Florida Atlantic	[2006-present]
FIU	[2006-present]
Louisiana-Monroe	[1978-81, 1994-present]
Middle Tennessee	[1999-present]
North Texas	[1978-81, 1995-present]
Troy	[2002-present]
Western Kentucky	[2008-present]



# total offense RECORDS

## TEAM RECORDS

Most team records available since 1949

### Most Rushing and Passing Plays

**Game:** 99 at Middle Tennessee [2003]

**Season:** 856 [1995]

### Most Rushing and Passing Yards

**Game:** 641 at Idaho [2001]

**Season:** 5,390 [2008]

### Most First Downs

**Game:** 33 vs. New Mexico State [1995];  
vs. Arkansas State [1996]; at Middle Tenn. [2003]

**Season:** 256 [1995]

### Most First Downs Rushing

**Game:** 23 at Tulane [1986]

**Season:** 149 [2007]

### Most First Downs Passing

**Game:** 22 at Middle Tennessee [2003]

**Season:** 139 [1995]

### Most First Downs by Penalty

**Game:** 9 vs. Louisiana Tech [1989]

**Season:** 25 [1996]

## INDIVIDUAL RECORDS

Most individual records available since 1949

### Most Rushing and Passing Plays

**Game:** 70 by Jon Van Cleave at North Texas [2001]

**Half:** 36 by Roy Henry (1st) vs. Southern Illinois [1977];  
Jon Van Cleave (1st) at North Texas [2001]

**Quarter:** 24 by Roy Henry (2nd) vs. Southern Illinois [1977]

**Season:** 549 by Brian Mitchell [1989]

**Career:** 1,512 by Brian Mitchell [1986-89]

### Most Rushing and Passing Yards

**Game:** 476 by Brian Mitchell vs. Colorado State [1987];  
Eric Rekieta vs. ULM [2003]

**Season:** 3,227 by Brian Mitchell [1989]

**Career:** 8,876 by Jake Delhomme [1993-96]

### Most Yards Per Game

**Season:** 298.0 by Brian Mitchell [1989]

[3,277 yards in 11 games]

**Career:** 204.2 by Brian Mitchell [1986-89]  
[8,782 yards in 43 games]

### Most 200-Yard Games

**Season:** 10 by Brian Mitchell [1989]; Jerry Babb [2004]

**Career:** 26 by Brian Mitchell [1986-89]

### Most Consecutive 200-Yard Games

**Season:** 10 by Brian Mitchell [1989]

**Overall:** 11 by Jerry Babb [2003-04]

### Most 300-Yard Games

**Season:** 6 by Brian Mitchell [1989]

**Career:** 9 by Brian Mitchell [1986-89]

## 100 YARDS RUSHING AND PASSING IN SAME GAME

Total	Rush	Pass	Player
476	271	205	Brian Mitchell (11/21/87)
447	134	313	Brian Mitchell (10/21/89)
403	150	253	Michael Desormeaux (9/20/08)
387	232	155	Brian Mitchell (11/18/89)
376	214	162	Brian Mitchell (11/11/89)
340	123	217	Michael Desormeaux (10/11/08)
335	101	234	Michael Desormeaux (9/8/07)
335	193	142	Brian Mitchell (9/30/89)
327	175	152	Michael Desormeaux (11/10/07)
321	149	172	Michael Desormeaux (10/4/08)
321	139	182	Brian Mitchell (10/29/88)
317	159	158	Michael Desormeaux (9/22/07)
299	100	199	George Roussel (11/8/69)
267	103	164	Brian Mitchell (10/7/89)
266	145	121	Michael Desormeaux (10/20/07)
264	150	114	Michael Desormeaux (10/6/07)
258	116	142	Brian Mitchell (10/15/88)
257	114	143	Brian Mitchell (9/23/89)
242	133	109	Jerry Babb (11/5/05)
240	121	119	Brian Mitchell (11/7/87)
229	101	128	Jerry Babb (9/18/04)
224	100	124	Brian Mitchell (10/24/87)
205	102	103	Richard Pannell (10/11/86)



Jerry Babb

## Total Offense Top Five

### GAME

Plays	Player	Date
1. 70	Jon Van Cleave	[11/10/01]
2. 66	Jerry Babb	[11/15/03]
3. 64	George Coussan	[11/7/70]
4. 63	Jerry Babb	[9/11/04]
5. 62	Brian Mitchell	[11/18/89]

### Total Yards

1. 476	Brian Mitchell	[11/21/87]
476	Eric Rekieta	[10/11/03]
3. 474	Jerry Babb	[11/15/04]
4. 431	Jon Van Cleave	[10/20/01]
5. 417	Brian Mitchell	[10/21/89]

### SEASON

Plays	Player	Year
1. 549	Brian Mitchell	[1989]
2. 486	Jerry Babb	[2004]
3. 465	Jon Van Cleave	[2001]
4. 453	Brian Mitchell	[1988]
5. 435	Chris Masson	[2009]
	Jake Delhomme	[1996]

### Total Yards

1. 3,227	Brian Mitchell	[1989]
2. 2,911	Michael Desormeaux	[2008]
3. 2,843	Jerry Babb	[2004]
4. 2,822	Jake Delhomme	[1996]
5. 2,769	Jake Delhomme	[1995]

### CAREER

Plays	Player	Years
1. 1,521	Brian Mitchell	[1986-89]
2. 1,476	Jake Delhomme	[1993-96]
3. 1,363	Jerry Babb	[2003-06]
4. 1,058	Michael Desormeaux	[2005-08]
5. 995	Jon Van Cleave	[2000-02]


### Total Yards

1. 8,876	Jake Delhomme	[1993-96]
2. 8,782	Brian Mitchell	[1986-89]
3. 7,730	Jerry Babb	[2003-06]
4. 6,736	Michael Desormeaux	[2005-08]
5. 5,175	Jon Van Cleave	[2000-02]

## did you KNEAUX?

Only six players in school history have amassed more than 3,000 career all-purpose yards.


Yards	Player	Rush	Receive	Return
5,231	Tyrell Fenroy (2005-08)	4,646	585	0
3,789	Brandon Stokely (1995-98)	59	3,702	28
3,502	Jason Chery (2005-08)	521	1,374	1,607
3,335	Brian Mitchell (1986-89)	3,335	0	0
3,276	Wayde Butler (1989-92)	330	2,076	873
3,040	Joe Redding (1985-88)	161	237	2,642





# total offense RECORDS

record book



Jake Delhomme

## TOP CAREER PERFORMERS

1. JAKE DELHOMME 8,876				
Year	Plays	Rush	Pass	Total
1993	317	-81	1,842	1,761
1994	322	-188	1,712	1,524
1995	402	8	2,761	2,769
1996	435	-79	2,901	2,822
<b>Totals</b>	<b>1,476</b>	<b>-340</b>	<b>9,216</b>	<b>8,876</b>

2. BRIAN MITCHELL 8,782				
Year	Plays	Rush	Pass	Total
1986	213	514	574	1,088
1987	306	767	1,100	1,867
1988	453	743	1,807	2,550
1989	549	1,311	1,996	3,227
<b>Totals</b>	<b>1,521</b>	<b>3,335</b>	<b>5,447</b>	<b>8,782</b>

3. JERRY BABB 7,730				
Year	Plays	Rush	Pass	Total
2003	327	232	1,502	1,734
2004	486	498	2,345	2,843
2005	184	400	859	1,259
2006	366	359	1,535	1,894
<b>Totals</b>	<b>1,363</b>	<b>1,489</b>	<b>6,241</b>	<b>7,730</b>

4. MICHAEL DESORMEAUX 6,736				
Year	Plays	Rush	Pass	Total
2005	204	487	597	1,084
2006	33	180	15	195
2007	430	1,141	1,405	2,546
2008	391	1,035	1,876	2,911
<b>Totals</b>	<b>1,058</b>	<b>2,843</b>	<b>3,893</b>	<b>6,736</b>

5. JON VAN CLEAVE 5,269				
Year	Plays	Rush	Pass	Total
2000	150	-41	806	765
2001	465	-26	2,499	2,473
2002	380	-50	2,081	2,031
<b>Totals</b>	<b>995</b>	<b>-117</b>	<b>5,386</b>	<b>5,269</b>

6. ROY HENRY 4,793				
Year	Plays	Rush	Pass	Total
1975	230	308	1,135	1,443
1976	320	-34	1,709	1,675
1977	327	-137	1,812	1,675
<b>Totals</b>	<b>877</b>	<b>137</b>	<b>4,656</b>	<b>4,793</b>

7. TYRELL FENROY 4,646				
Year	Plays	Rush	Pass	Total
2005	179	1,053	0	1,053
2006	223	1,197	0	1,197
2007	180	1,021	0	1,021
2008	226	1,375	0	1,375
<b>Totals</b>	<b>808</b>	<b>4,646</b>	<b>0</b>	<b>4,646</b>

8. DON WALLACE 3,400				
Year	Plays	Rush	Pass	Total
1981	62	155	234	389
1982	246	214	830	1,044
1983	81	146	510	656
1984	283	184	1,127	1,311
<b>Totals</b>	<b>672</b>	<b>699</b>	<b>2,701</b>	<b>3,400</b>

9. CHRIS MASSON 2,694				
Year	Plays	Rush	Pass	Total
2008	16	24	72	96
2009	435	192	2,406	2,598
<b>Totals</b>	<b>451</b>	<b>216</b>	<b>2,478</b>	<b>2,694</b>

10. TYJUAN HAYES 2,565				
Year	Plays	Rush	Pass	Total
1990	91	391	134	525
1991	203	445	502	947
1992	225	60	1,033	1,093
<b>Totals</b>	<b>519</b>	<b>876</b>	<b>1,689</b>	<b>2,565</b>

## ANNUAL YARDAGE LEADERS

Year	Player	Plays	Yds	Avg
2009	Chris Masson	435	2,598	216.5
2008	Michael Desormeaux	391	2,911	264.6
2007	Michael Desormeaux	430	2,546	231.5
2006	Jerry Babb	366	1,894	157.8
2005	Jerry Babb	184	1,259	157.4
2004	Jerry Babb	486	2,345	258.5
2003	Jerry Babb	327	1,734	157.6
2002	Jon Van Cleave	380	2,031	184.6
2001	Jon Van Cleave	465	2,473	224.8
2000	Lance Domec	154	765	86.0
1999	Derek Dyer	311	1,307	130.7
1998	Barton Folse	188	819	117.0
1997	Lance Domec	177	902	100.2
1996	Jake Delhomme	435	2,822	256.5
1995	Jake Delhomme	402	2,769	251.7
1994	Jake Delhomme	322	1,524	138.5
1993	Jake Delhomme	317	1,761	160.1
1992	Tyjuan Hayes	225	1,093	121.4
1991	Tyjuan Hayes	203	947	118.4
1990	James Freeman	371	1,628	148.0
1989	Brian Mitchell	549	3,277	297.9
1988	Brian Mitchell	453	2,550	231.8
1987	Brian Mitchell	306	1,867	186.7
1986	Richard Pannell	258	1,215	135.0
1985	Thomas King	252	735	66.8
1984	Don Wallace	283	1,311	131.1
1983	Donnie Schexnider	262	1,327	132.7
1982	Dwight Prudhomme	218	1,442	131.1
1981	Curt Calderera	259	1,423	142.3
1980	Phil Reynolds	367	1,852	168.4
1979	Rodney Smith	190	857	77.9
1978	David Guidry	172	831	75.6
1977	Roy Henry	327	1,675	139.6
1976	Roy Henry	320	1,675	152.3
1975	Roy Henry	230	1,443	144.3
1974	Barry Pollard	249	998	90.7
1973	Kenneth Boynick	210	619	61.9
1972	Mark Speyrer	185	1,026	93.2
1971	Robbie Juul	191	1,000	100.0
1970	George Coussan	215	1,471	133.7
1969	George Roussel	268	1,055	132.0
1968	George Roussel	318	1,481	148.1
1967	Mickey Bergeron	169	543	60.3
1966	Mickey Bergeron	204	725	72.5
1965	O'Neal Weber	162	784	87.1
1964	O'Neal Weber	121	600	66.7
1963	Bill Bayard	120	400	44.4
1962	Lindsey Landry	159	639	63.9
1961	Olie Cordill	171	578	57.8
1960	Danny Bridges	138	478	47.8
1959	Steve Gossen	82	455	50.6
1958	Steve Gossen	172	631	70.1
1957	Not Available			
1956	Jerry Lewis	160	956	95.6
1955	Louis Roth	61	607	67.4
1954	Louis Roth	79	500	55.5
1953	Billy Higginbotham	118	660	60.0
1952	Charles Copes	161	837	93.0
1951	Jack Herron	203	998	99.8
1950	E.J. Lewis	144	690	76.7
1949	George Crowson	105	544	60.4
	Gerry Hodges	108	544	60.4



Brian Mitchell



Jerry Babb

### Did you kneaux?

Brian Mitchell was the first player in NCAA history with 5,000 yards passing and 3,000 yards rushing in a career. Tyrell Fenroy is the only non-QB among the Cajuns leaders in total offense. He became just the 7th player in NCAA history with four consecutive 1,000-yard rushing seasons en route to a career total of 4,646 rushing yards. Jerry Babb and Jake Delhomme are the only players to lead the Cajuns in total offense four consecutive seasons.

# passing RECORDS

## TEAM RECORDS

Most team records available since 1949

### Most Attempts

Game: 67 at North Texas [2001]  
Season: 449 [2001]

### Most Completions

Game: 37 at Middle Tennessee [2003]  
Season: 245 [2001]

### Highest Completion Percentage

Game: 85.0 [17-of-20] at Arkansas State [1997]  
Season: 63.5 [183-of-288] [2004]

### Most Yards Gained

Game: 473 vs. ULM [2003]  
Season: 3,076 [1996]

### Most Touchdown Passes

Game: 5 vs. Northern Illinois [1996]  
Season: 22 [1996]

### Most Interceptions Thrown

Game: 8 vs. Tennessee State [1970]  
Season: 25 [1979]

## INDIVIDUAL RECORDS

Most individual records available since 1949

### Most Attempts

Game: 66 by Jon Van Cleave at North Texas [2001]  
Season: 407 by Jon Van Cleave [2001]  
Career: 1,246 by Jake Delhomme [1993-96]

### Most Completions

Game: 37 by Jerry Babb at Middle Tennessee [2003]  
Season: 224 by Jon Van Cleave [2001]  
Career: 665 by Jake Delhomme [1993-96]

### Highest Completion Percentage

Game: 85.0 by Lance Domec at Arkansas State [1997] [17-20; minimum 20 attempts]  
Season: 62.8 by Michael Desormeaux [2008] [155-247; minimum 200 attempts]  
Career: 57.2 by Michael Desormeaux [2005-08] [352-615; minimum 300 attempts]

### Most Yards Gained

Game: 473 by Eric Rekieta vs. ULM [2003]  
Season: 2,901 by Jake Delhomme [1996]  
Career: 9,216 by Jake Delhomme [1993-96]

### Most Touchdown Passes

Game: 5 by Jake Delhomme vs. Northern Illinois [1996]  
Season: 20 by Jake Delhomme [1995, 1996]  
Career: 64 by Jake Delhomme [1993-96]

### Most Interceptions Thrown

Game: 7 by George Coussan vs. Tennessee State [1970]  
Season: 21 by Phil Reynolds [1980]  
Career: 57 by Jake Delhomme [1993-96]

### Most 200-Yard Games

Season: 10 by Jake Delhomme [1996]  
Career: 26 by Jake Delhomme [1993-96]

### Highest Efficiency Rating

Season: 135.0 by Michael Desormeaux [2008]  
Career: 125.7 by George Coussan [1969-70]



Jake Delhomme

## Passing Top Five

### GAME

#### Attempts

1.	66	Jon Van Cleave	[11/10/01]
2.	56	Jerry Babb	[11/15/03]
3.	54	Eric Rekieta	[10/11/03]
4.	53	Jerry Babb	[9/11/04]
5.	46	Jake Delhomme	[9/17/94]

#### Completions

1.	37	Jerry Babb	[11/15/03]
2.	34	Jon Van Cleave	[11/10/01]
3.	33	Eric Rekieta	[10/11/03]
4.	31	Jerry Babb	[9/11/04]
5.	30	Jerry Babb	[10/2/04]

#### Passing Yards

1.	473	Eric Rekieta	[10/11/03]
2.	435	Jerry Babb	[11/15/03]
3.	407	Jon Van Cleave	[10/20/01]
4.	396	Jon Van Cleave	[10/19/02]
5.	371	Jake Delhomme	[11/4/95]

#### Touchdowns

1.	5	Jake Delhomme	[11/9/96]
2.	4	Eight Times, Most Recently by Michael Desormeaux	[12/3/08]

### Longest Passes

95	Randy Fontenot to Harold Porter vs. Chattanooga, 1974 (TD)
92	Brian Mitchell to Troy Tauriac vs. Central Michigan, 1989 (TD)
91	Brad McGuire to Ladarius Green vs. Troy, 2009 (TD)
86	Don Wallace to Clarence Verdin vs. Rice, 1983 (TD)
86	Roy Henry to Dave Oliver at Cincinnati, 1975 (TD)
84	Dwight Prudhomme to Clarence Verdin at Texas-Arlington, 1982 (TD)
83	David Guidry to Rodney Smith vs. Lamar, 1978 (TD)
82	Michael Desormeaux to Richie Falgout vs. FIU, 2008

### SEASON

#### Attempts

1.	407	Jon Van Cleave	[2001]
2.	385	Jerry Babb	[2004]
3.	373	Chris Masson	[2009]
4.	377	Jake Delhomme	[1996]
5.	351	Jake Delhomme	[1995]

#### Completions

1.	224	Jon Van Cleave	[2001]
2.	223	Jerry Babb	[2004]
3.	222	Chris Masson	[2009]
4.	201	Jake Delhomme	[1996]
5.	190	Jake Delhomme	[1995]

#### Passing Yards

1.	2,901	Jake Delhomme	[1996]
2.	2,761	Jake Delhomme	[1995]
3.	2,499	Jon Van Cleave	[2001]
4.	2,406	Chris Masson	[2009]
5.	2,345	Jerry Babb	[2004]

#### Touchdowns

1.	20	Jake Delhomme	[1995]
	20	Jake Delhomme	[1996]
3.	18	Roy Henry	[1976]
4.	14	Jon Van Cleave	[2001]
	14	Jake Delhomme	[1993]
	14	Roy Henry	[1977]

### CAREER

#### Attempts

1.	1,246	Jake Delhomme	[1993-96]
2.	1,025	Jerry Babb	[2003-06]
3.	855	Jon Van Cleave	[2000-02]
4.	843	Brian Mitchell	[1986-89]
5.	679	Roy Henry	[1975-77]

#### Completions

1.	655	Jake Delhomme	[1993-96]
2.	583	Jerry Babb	[2003-06]
3.	453	Jon Van Cleave	[2000-02]
4.	385	Brian Mitchell	[1986-89]
5.	352	Michael Desormeaux	[2005-08]

#### Passing Yards

1.	9,216	Jake Delhomme	[1993-96]
2.	6,241	Jerry Babb	[2003-06]
3.	5,447	Brian Mitchell	[1986-89]
4.	5,267	Jon Van Cleave	[2000-02]
5.	4,656	Roy Henry	[1975-77]


#### Touchdowns

1.	64	Jake Delhomme	[1993-96]
2.	40	Roy Henry	[1975-77]
3.	30	Jerry Babb	[2003-06]
4.	24	Jon Van Cleave	[2000-02]
5.	23	Michael Desormeaux	[2005-08]
		Brian Mitchell	[1986-89]



# passing RECORDS


record book



**Jake Delhomme**



**Jerry Babb**



**Brian Mitchell**

## TOP CAREER PERFORMERS

1. JAKE DELHOMME							9,216
Year	Cpl.	Att.	Pct.	Yds	TD	INT	
1993	145	259	56.0	1,842	14	12	
1994	119	259	45.9	1,712	10	18	
1995	190	351	54.1	2,761	20	10	
1996	201	377	53.3	2,901	20	17	
<b>Totals</b>	<b>655</b>	<b>1,246</b>	<b>52.6</b>	<b>9,216</b>	<b>64</b>	<b>57</b>	

2. JERRY BABB							6,241
Year	Cpl.	Att.	Pct.	Yds	TD	INT	
2003	146	259	56.4	1,502	6	8	
2004	223	385	57.9	2,345	12	13	
2005	74	119	62.2	859	3	3	
2006	140	262	53.4	1,535	9	14	
<b>Totals</b>	<b>583</b>	<b>1,025</b>	<b>56.9</b>	<b>6,241</b>	<b>30</b>	<b>38</b>	

3. BRIAN MITCHELL							5,447
Year	Cpl.	Att.	Pct.	Yds	TD	INT	
1986	41	102	40.2	574	3	8	
1987	72	156	31.6	1,100	6	9	
1988	129	273	56.0	1,807	8	9	
1989	143	312	45.8	1,966	6	17	
<b>Totals</b>	<b>385</b>	<b>843</b>	<b>45.7</b>	<b>5,447</b>	<b>23</b>	<b>43</b>	

4. JON VAN CLEAVE							5,267
Year	Cpl.	Att.	Pct.	Yds	TD	INT	
2000	60	132	45.5	687	1	5	
2001	224	407	54.1	2,499	14	10	
2002	169	316	53.5	2,081	9	15	
<b>Totals</b>	<b>453</b>	<b>855</b>	<b>53.0</b>	<b>5,267</b>	<b>24</b>	<b>30</b>	

5. ROY HENRY							4,656
Year	Cpl.	Att.	Pct.	Yds	TD	INT	
1975	69	146	47.3	1,135	8	7	
1976	127	258	49.2	1,709	18	14	
1977	129	275	46.9	1,812	14	13	
<b>Totals</b>	<b>325</b>	<b>679</b>	<b>47.9</b>	<b>4,656</b>	<b>40</b>	<b>34</b>	

6. MICHAEL DESORMEAUX							3,893
Year	Cpl.	Att.	Pct.	Yds	TD	INT	
2005	62	117	53.0	597	0	5	
2006	2	9	22.2	15	0	0	
2007	133	242	55.0	1,405	10	10	
2008	155	247	62.8	1,876	13	11	
<b>Totals</b>	<b>352</b>	<b>615</b>	<b>57.4</b>	<b>3,893</b>	<b>23</b>	<b>26</b>	

7. DON WALLACE							2,701
Year	Cpl.	Att.	Pct.	Yds	TD	INT	
1981	16	28	57.1	234	1	1	
1982	63	132	47.7	830	6	11	
1983	32	65	49.2	510	3	7	
1984	88	167	52.7	1,127	5	8	
<b>Totals</b>	<b>199</b>	<b>392</b>	<b>50.8</b>	<b>2,701</b>	<b>15</b>	<b>27</b>	

8. CHRIS MASSON							2,478
Year	Cpl.	Att.	Pct.	Yds	TD	INT	
2008	6	9	66.7	72	1	2	
2009	222	373	59.5	2,406	10	8	
<b>Totals</b>	<b>228</b>	<b>382</b>	<b>59.7</b>	<b>2,478</b>	<b>11</b>	<b>10</b>	

9. DWIGHT PRUDHOMME							2,298
Year	Cpl.	Att.	Pct.	Yds	TD	INT	
1979	46	121	38.0	594	2	13	
1980	13	24	54.2	158	1	1	
1981	22	50	44.0	226	1	3	
1982	94	191	49.2	1,320	11	11	
<b>Totals</b>	<b>175</b>	<b>386</b>	<b>45.3</b>	<b>2,298</b>	<b>15</b>	<b>28</b>	

10. LANCE DOMECC							2,229
Year	Cpl.	Att.	Pct.	Yds	TD	INT	
1997	72	143	50.3	925	4	8	
1998	35	80	43.8	498	4	3	
1999	0	3	0.0	0	0	0	
2000	74	139	53.2	806	7	5	
<b>Totals</b>	<b>181</b>	<b>365</b>	<b>49.6</b>	<b>2,229</b>	<b>15</b>	<b>16</b>	

## ANNUAL YARDAGE LEADERS

Year	Player	Att	Cpl	Yds	TD
2009	Chris Masson	373	222	2,406	10
2008	Michael Desormeaux	247	155	1,876	13
2007	Michael Desormeaux	242	133	1,405	10
2006	Jerry Babb	262	140	1,535	9
2005	Jerry Babb	119	74	859	3
2004	Jerry Babb	385	223	2,345	12
2003	Jerry Babb	259	146	1,502	6
2002	Jon Van Cleave	316	169	2,081	9
2001	Jon Van Cleave	407	224	2,499	14
2000	Lance Domecc	139	74	806	7
1999	Derek Dyer	203	90	1,066	3
1998	Barton Folsie	132	68	848	3
1997	Lance Domecc	143	72	925	4
1996	Jake Delhomme	377	201	2,901	20
1995	Jake Delhomme	351	190	2,761	20
1994	Jake Delhomme	259	119	1,712	10
1993	Jake Delhomme	259	145	1,842	14
1992	Tyjuan Hayes	147	79	1,033	7
1991	Tyjuan Hayes	84	36	502	3
1990	James Freeman	209	99	1,332	5
1989	Brian Mitchell	312	143	1,966	6
1988	Brian Mitchell	273	129	1,807	8
1987	Brian Mitchell	156	72	1,100	6
1986	Richard Pannell	167	81	989	3
1985	Thomas King	250	59	658	1
1984	Don Wallace	167	88	1,127	5
1983	Donnie Schexnider	164	89	1,016	9
1982	Dwight Prudhomme	191	94	1,320	11
1981	Curt Calderera	199	98	1,426	6
1980	Phil Reynolds	277	128	1,680	13
1979	Dwight Prudhomme	121	46	594	2
1978	David Guidry	108	45	745	6
1977	Roy Henry	275	129	1,812	14
1976	Roy Henry	258	127	1,709	18
1975	Roy Henry	146	69	1,135	8
1974	Barry Pollard	163	75	848	3
1973	Kenneth Boynick	139	47	640	1
1972	Mark Speyrer	104	39	686	5
1971	Robbie Juul	91	37	608	5
1970	George Coussan	160	78	1,408	9
1969	George Roussel	153	71	1,013	6
1968	George Roussel	164	74	1,163	8
1967	Mickey Bergeron	87	40	397	2
1966	Mickey Bergeron	92	44	624	5
1965	O'Neal Weber	82	41	707	10
1964	O'Neal Weber	52	22	310	3
1963	O'Neal Weber	17	8	127	0
1962	Lindsey Landry	55	16	300	1
1961	Olie Cordill	122	45	466	5
1960	Danny Bridges	105	44	592	6
1959	Joe Calloway	57	18	402	2
1958	John Arms	87	35	483	1
1957	NOT AVAILABLE				
1956	Jerry Lewis	149	73	994	11
1955	Sid White	59	28	370	4
1954	Sid White	57	30	437	3
1953	Sid White	75	31	401	4
1952	Allen Meyers	116	61	838	11
1951	Jack Herron	148	62	963	12
1950	E.J. Lewis	96	33	643	8
1949	L.J. Marcello	54	22	389	4

**Did you kneaux?**

Jake Delhomme, who entered his first game at halftime, went on to start 43 consecutive games to end his career. Delhomme held the State of Louisiana record for career passing yards (9,216) in 1996, which also ranked 22nd in the NCAA record books at that time. His 64 career touchdown passes ranked 25th in the NCAA in 1996.

# rushing RECORDS

## TEAM RECORDS

Most team records available since 1949

### Most Attempts

**Game:** 72 vs. East Carolina [1985], at Tulane [1990]

**Season:** 588 [1972]

### Most Net Yards

**Game:** 556 at ULM [2008]

**Season:** 3,164 (533 att.) [2008]

### Most Touchdowns Rushing

**Game:** 7 vs. Troy [1946], vs. Corpus Christi [1956]

**Season:** 34 [2005]

### Highest Average Per Game

**Season:** 263.7 [2008]

[3,164 yards in 12 games]

## INDIVIDUAL RECORDS

Most individual records available since 1949

### Most Attempts

**RB Game:** 35 by Thomas Jackson vs. Arkansas St. [1983]

**QB Game:** 29 by Brian Mitchell vs. Lamar [1989]

**RB Season:** 226 by Tyrell Fenroy [2008]

**QB Season:** 237 by Brian Mitchell [1989]

**RB Career:** 808 by Tyrell Fenroy [2005-08]

**QB Career:** 678 by Brian Mitchell [1986-89]

### Most Net Yards

**RB Game:** 297 by Tyrell Fenroy at ULM [2008]

**QB Game:** 271 by Brian Mitchell vs. Colorado St. [1987]

**RB Season:** 1,375 by Tyrell Fenroy [2008]

**QB Season:** 1,311 by Brian Mitchell [1989]

**RB Career:** 4,646 by Tyrell Fenroy [2005-08]

**QB Career:** 3,335 by Brian Mitchell [1986-89]

### Most Touchdowns

**RB Game:** 4, four times

last by Jerome Coleman at Idaho [2001]

**QB Game:** 5 by Brian Mitchell vs. Lamar [1989]

**RB Season:** 19 by Tyrell Fenroy [2008]

**QB Season:** 19 by Brian Mitchell [1989]

**RB Career:** 48 by Tyrell Fenroy [2005-08]

**QB Career:** 47 by Brian Mitchell [1986-89]

### Most 100-Yard Games

**RB Season:** 6 by Tyrell Fenroy [2006, 2007]

**QB Season:** 7 by Brian Mitchell [1989]

**RB Career:** 22 by Tyrell Fenroy [2005-08]

**QB Career:** 14 by Brian Mitchell [1986-89]

### Most Consecutive 100-Yard Games

**RB:** 4 by Tyrell Fenroy [2005, 2007], Marcus Prier [1995]

**QB:** 4 by Brian Mitchell [1989]

### Longest Runs

90 by Reggie Dupre at Southeastern Louisiana, 1971

89 by Tyrell Fenroy at ULM, 2008 (TD)

87 by Jason Chery at ULM, 2008 (TD)

86 by Michael Desormeaux at Middle Tennessee, 2007

85 by Keener Cagle at Louisiana Tech, 1925 (TD)

84 by F.G. Mixon at Stephen F. Austin, 1951 (TD)

83 by Lynn Hernandez at ULM, 1959 (TD)

83 by Keener Cagle vs. Northwestern State, 1924 (TD)

81 by Jason Chery at North Texas, 2008 (TD)

80 by Tyrell Fenroy at ULM, 2008 (TD)

80 by Jason Chery vs. Troy, 2007 (TD)

80 by Jerry Babb at Kansas State, 2004

80 by Mike Northcutt vs. Texas-Arlington, 1975 (TD)

80 by F.G. Mixon at Louisiana College, 1950 (TD)

## 100-YARD RUSHING DUOS

Season/Opponent

1950 vs. East Texas Baptist

1951 at Troy

1952 vs. Troy

1952 vs. Stephen F. Austin

1953 vs. McNeese State

1962 vs. Austin College

1972 vs. Abilene Christian

1986 at Tulane

1995 vs. New Mexico State

1998 at ULM

2005 at North Texas

2005 at ULM

2007 vs. Ohio

Rushers (Yards)

F.G. Mixon (108)

George Crowson (108)

Jack Baker (132)

F.G. Mixon (122)

Charles Copes (105)

Billy Higginbotham (101)

Billy Higginbotham (169)

Charles Copes (115)

Billy Higginbotham (123)

Louis Roth (111)

Lindsey Landry (119)

Fred Fredericksen (107)

Mark Speyrer, QB (101)

Delbert Deville (101)

Dwayne Williams (222)

Brian Mitchell, QB (191)

Kenyon Cotton (187)

Marcus Prier (177)

John Bernard (129)

Darren Brister (106)

Jerry Babb, QB (133)

Tyrell Fenroy (102)

Tyrell Fenroy (164)

Jerry Babb, QB (100)

Tyrell Fenroy (136)

Michael Desormeaux, QB (101)



**Tyrell Fenroy**

Season/Opponent

2007 vs. North Texas

2007 at Middle Tennessee

2008 vs. Kent State

2008 at ULM

Rushers (Yards)

Michael Desormeaux, QB (150)

Tyrell Fenroy (123)

Michael Desormeaux, QB (175)

Tyrell Fenroy (100)

Tyrell Fenroy (194)

Michael Desormeaux, QB (150)

Tyrell Fenroy (297)

Michael Desormeaux, QB (149)

## Rushing Top Five

### GAME

Attempts

- 35 Thomas Jackson [11/19/83]
- 34 Tyrell Fenroy [11/18/06]
- 33 Darren Brister [10/12/96]
- 31 Chester Johnson [10/25/03]
- 31 Jerome Coleman [10/20/01]
- 31 Marcus Prier [10/14/95]
- 31 Rodney Smith [10/20/79]

Yards

- 297 Tyrell Fenroy [10/4/08]
- 271 Brian Mitchell [11/21/87]
- 261 F.G. Mixon [10/27/51]
- 232 Brian Mitchell [11/18/89]
- 222 Dwayne Williams [11/1/86]

Touchdowns

- 5 Brian Mitchell [11/11/89]
- 4 Jerome Coleman [10/20/01]
- 4 Brian Mitchell (Three times) [11/18/89; 9/24/88; 11/21/87]
- 4 David Foret [10/17/81]
- 4 Mark Speyrer [10/7/72]
- 4 Jim Barton [10/19/68]

### SEASON

Attempts

- 237 Brian Mitchell [1989]
- 226 Tyrell Fenroy [2008]
- 223 Tyrell Fenroy [2006]
- 222 Marcus Prier [1995]
- 195 Darren Brister [1999]

Yards

- 1,375 Tyrell Fenroy [2008]
- 1,311 Brian Mitchell [1989]
- 1,197 Tyrell Fenroy [2006]
- 1,141 Michael Desormeaux [2007]
- 1,053 Tyrell Fenroy [2005]

Touchdowns

- 19 Tyrell Fenroy [2008]
- 19 Brian Mitchell [1989]
- 15 Brian Mitchell [1988]
- 14 Marcus Prier [1995]
- 12 Tyrell Fenroy [2005]

### CAREER

Attempts

- 808 Tyrell Fenroy [2005-08]
- 678 Brian Mitchell [1986-89]
- 594 Darren Brister [1996-00]
- 559 Kenyon Cotton [1993-96]
- 451 Steve Moeck [1991-94]

Yards

- 4,646 Tyrell Fenroy [2005-08]
- 3,335 Brian Mitchell [1986-89]
- 2,843 Michael Desormeaux [2005-08]
- 2,432 Darren Brister [1996-00]
- 2,311 Kenyon Cotton [1993-96]

Touchdowns

- 48 Tyrell Fenroy [2005-08]
- 47 Brian Mitchell [1986-89]
- 25 Kenyon Cotton [1993-96]
- 21 Jerome Coleman [2000-02]
- 20 Jim Barton [1967-69]





# rushing RECORDS

record book



**Tyrell Fenroy**



**Brian Mitchell**



**Michael Desormeaux**

## TOP CAREER PERFORMERS

### 1. TYRELL FENROY 4,646

Year	Att	Yards	Avg	TD	Lg
2005	179	1,053	5.9	12	60
2006	223	1,197	5.4	10	57
2007	180	1,021	5.7	7	69
2008	226	1,375	6.1	19	89
<b>Totals</b>	<b>808</b>	<b>4,646</b>	<b>5.8</b>	<b>48</b>	<b>89</b>

### 2. BRIAN MITCHELL (QB) 3,335

Year	Att	Yards	Avg	TD	Lg
1986	111	514	4.6	4	63
1987	150	767	5.1	9	61
1988	180	743	4.1	15	70
1989	237	1,311	5.5	19	67
<b>Totals</b>	<b>678</b>	<b>3,335</b>	<b>4.9</b>	<b>47</b>	<b>70</b>

### 3. MICHAEL DESORMEAUX (QB) 2,843

Year	Att	Yards	Avg	TD	Lg
2005	87	487	5.6	3	50
2006	24	180	7.5	1	51
2007	188	1,141	6.1	7	86
2008	144	1,035	7.2	5	64
<b>Totals</b>	<b>443</b>	<b>2,843</b>	<b>6.4</b>	<b>16</b>	<b>86</b>

### 4. DARREN BRISTER 2,432

Year	Att	Yards	Avg	TD	Lg
1996	130	545	4.2	6	40
1998	153	646	4.2	4	44
1999	195	729	3.7	4	47
2000	116	512	4.4	1	50
<b>Totals</b>	<b>594</b>	<b>2,432</b>	<b>4.1</b>	<b>15</b>	<b>50</b>

### 5. KENYON COTTON 2,311

Year	Att	Yards	Avg	TD	Lg
1993	70	228	3.3	3	17
1994	129	547	4.2	6	36
1995	166	678	4.1	9	39
1996	194	858	4.4	7	39
<b>Totals</b>	<b>559</b>	<b>2,311</b>	<b>4.1</b>	<b>25</b>	<b>39</b>

### 6. THOMAS JACKSON 1,979

Year	Att	Yards	Avg	TD	Lg
1982	80	258	3.0	1	14
1983	146	739	5.1	2	40
1984	80	303	3.7	3	14
1985	130	700	5.4	4	63
<b>Totals</b>	<b>436</b>	<b>1,979</b>	<b>4.5</b>	<b>10</b>	<b>63</b>

### 7. F.G MIXON 1,908

Year	Att	Yards	Avg	TD	Lg
1949	11	44	4.0	0	--
1950	83	459	5.5	3	--
1951	100	771	7.7	7	84
1952	113	634	5.6	6	--
<b>Totals</b>	<b>307</b>	<b>1,908</b>	<b>6.2</b>	<b>17</b>	<b>84</b>

### 8. STEVE MOCEK 1,781

Year	Att	Yards	Avg	TD	Lg
1991	90	391	4.3	2	53
1992	63	214	3.4	2	20
1993	126	490	3.9	3	26
1994	172	686	4.0	3	45
<b>Totals</b>	<b>451</b>	<b>1,781</b>	<b>3.9</b>	<b>10</b>	<b>53</b>

### 9. JIM BARTON 1,771

Year	Att	Yards	Avg	TD	Lg
1967	113	396	3.5	2	--
1968	140	600	4.3	10	72
1969	155	775	5.0	8	60
<b>Totals</b>	<b>408</b>	<b>1,771</b>	<b>4.3</b>	<b>20</b>	<b>72</b>

### 10. MARCUS PRIER 1,741

Year	Att	Yards	Avg	TD	Lg
1993	127	431	3.4	2	49
1994	93	331	3.6	0	35
1995	222	979	4.4	14	36
<b>Totals</b>	<b>422</b>	<b>1,741</b>	<b>4.1</b>	<b>16</b>	<b>49</b>

## ANNUAL YARDAGE LEADERS

Year	Player	Att	Yds	Avg	TD
2009	Undrea Sails	97	432	4.5	2
2008	Tyrell Fenroy	226	1,375	6.1	19
2007	Michael Desormeaux	188	1,141	6.1	7
2006	Tyrell Fenroy	223	1,197	5.4	10
2005	Tyrell Fenroy	179	1,053	5.9	12
2004	Jerry Babb	101	498	4.9	4
2003	Chester Johnson	108	421	3.9	5
2002	Jerome Coleman	171	483	2.8	7
2001	Jerome Coleman	162	625	3.9	10
2000	Darren Brister	116	512	3.7	4
1999	Darren Brister	195	729	3.7	4
1998	Darren Brister	153	646	4.2	2
1997	Elvis Joseph	139	532	3.8	4
1996	Kenyon Cotton	194	858	4.4	7
1995	Marcus Prier	222	979	4.4	14
1994	Steve Mocek	172	686	4.0	3
1993	Steve Mocek	126	490	3.9	3
1992	Damon Denaburg	53	269	5.1	0
1991	Tyjuan Hayes	119	445	3.7	3
1990	Damon Denaburg	97	440	4.5	7
1989	Brian Mitchell	237	1,311	5.5	19
1988	Brian Mitchell	180	743	4.1	15
1987	Brian Mitchell	150	767	5.1	9
1986	Brian Mitchell	111	514	4.6	4
1985	Thomas Jackson	130	700	5.4	4
1984	Dwayne Williams	121	460	3.8	4
1983	Thomas Jackson	130	739	5.1	2
1982	Trinion Smith	61	247	4.0	2
1981	Greg Davis	85	401	4.9	0
1980	Ed Blanco	102	478	4.7	5
1979	Rodney Smith	185	782	4.2	3
1978	Allen Strambler	92	336	3.7	3
1977	Allen Strambler	123	473	3.8	3
1976	Ray Lation	168	729	4.3	4
1975	Emanuel Guidry	73	317	4.3	0
1974	Roy Williams	63	306	4.9	0
1973	Nathan Thornton	120	399	3.3	1
1972	Lafayette Mitchell	91	380	4.2	2
1971	Robert Gill	130	478	3.7	3
1970	Roland Henry	168	627	3.7	5
1969	Jim Barton	155	775	5.0	8
1968	Jim Barton	140	600	4.3	10
1967	Jim Barton	113	396	3.5	2
1966	George Gros	81	324	4.0	0
1965	Bill Bayard	117	385	3.3	3
1964	Bill Bayard	98	330	3.4	2
1963	Lonnie Price	95	362	3.8	5
1962	Bert Resweber	86	410	4.8	3
1961	Carlton Falgout	81	430	5.3	2
1960	Vernon Lott	58	225	3.9	2
1959	Steve Gossen	77	442	5.7	0
1958	Steve Gossen	140	564	4.0	1
1957	NOT AVAILABLE				
1956	Frank Foreman	105	546	5.2	10
1955	Louis Roth	81	607	7.4	5
1954	Louis Roth	79	500	6.2	8
1953	Bill Higgonbotham	116	660	5.4	4
1952	Charles Copes	161	837	5.2	7
1951	F.G. Mixon	100	771	7.7	7
1950	George Crowson	125	548	4.4	3
1949	George Crowson	105	544	5.2	7

**Did you kneaux?**

Tyrell Fenroy, a 2008 Doak Walker Award semifinalist, ended his career as the State of La.'s all-time leading rusher. Michael Desormeaux became just the 8th QB in NCAA history with back-to-back 1,000-yard rushing seasons.

# receiving RECORDS

## INDIVIDUAL RECORDS

Most individual records available since 1949

### Most Receptions

**WR Game:** 14 (123) by Nick Dugas at Arkansas St. [2001]  
**RB Game:** 9 (65) by Ivan Taylor at North Texas [2001]  
**Half:** 9 by Brandon Stokley (2nd) vs. La. Tech [1995]  
**Quarter:** 6 by Donald Richard (3rd) at Tulane [1995];  
 Brandon Stokley (1st) vs. Southern Miss [1995]  
**WR Season:** 81 (1,160) by Brandon Stokley [1996]  
**RB Season:** 43 (398) by Wayde Butler [1990]  
**WR Career:** 241 (3,702) by Brandon Stokley [1995-98]  
**RB Career:** 84 (914) by Wayde Butler [1989-90]

### Most Yards Gained

**WR Game:** 220 (8) by Willie Culpepper at McNeese [1986]  
**RB Game:** 103 (4) by Jim Kemp vs Arkansas State [1968]  
**WR Season:** 1,173 (65) by Brandon Stokley [1998]  
**RB Season:** 516 (41) by Wayde Butler [1989]  
**WR Career:** 3,702 (241) by Brandon Stokley [1995-98]  
**RB Career:** 914 (84) by Wayde Butler [1989-90]

### Most Touchdowns

**Game:** 3, five times  
 last by Jason Chery at North Texas [2008]  
**Season:** 10 by Dave Oliver [1976];  
 Donald Richard [1996]  
**Career:** 25 by Brandon Stokley [1995-98]

### Most 100-Yard Games

**Season:** 7 by Brandon Stokley [1995]  
**Career:** 18 by Brandon Stokley [1995-98]

### Most Receptions by Running Back

**Game**

1. 9 (65)	Ivan Taylor	[11/10/01]
2. 8 (70)	Wayde Butler	[11/18/89]
8 (74)	Karl Bernard	[9/13/86]
8 (36)	Marlin Miller	[11/7/09]

**Season**

1. 43 (398)	Wayde Butler	[1990]
2. 41 (516)	Wayde Butler	[1989]
3. 29 (421)	Karl Bernard	[1986]

**Career**

1. 84 (914)	Wayde Butler	[1989-90]
2. 60 (585)	Tyrell Fenroy	[2005-08]
60 (497)	Dwayne Williams	[1983-86]

### Longest Receptions

95 Harold Porter from Randy Fontenot vs. Chattanooga, 1974 (TD)  
 92 Troy Tauriac from Brian Mitchell vs. Central Michigan, 1989 (TD)  
 91 Ladarius Green from Brad McGuire vs. Troy, 2009 (TD)  
 86 Clarence Verdin from Don Wallace vs. Rice, 1983 (TD)  
 86 Dave Oliver from Roy Henry at Cincinnati, 1975 (TD)  
 84 Clarence Verdin from Dwight Prudhomme at Texas-Arlington, 1982 (TD)  
 83 Rodney Smith from David Guidry vs. Lamar, 1978 (TD)  
 82 Richie Falgout from Michael Desormeaux vs. FIU, 2008

## 100-YARD RECEIVING DUOS

Season/Opponent	Receivers (Yards)
1995 at Tulane	Brandon Stokley (113) Donald Richard (102)
1995 vs. Louisiana Tech	Brandon Stokley (147) Donald Richard (117)
1996 vs. Northern Illinois	Brandon Stokley (139) Donald Richard (102)
2000 vs. Tulane	Andre George (147) Marcus Wilridge (104)
2001 at Idaho	Nick Dugas (123) Fred Stamps (110)
2002 at Middle Tennessee	Andre George (148) Fred Stamps (134)
2003 vs. ULM	Fred Stamps (198) Bill Sampy (102)
2009 vs. Troy	Luke Aubrey (TE) (130) Ladarius Green (TE) (119)



Brandon Stokley

## Receiving Top Five

### GAME

Receptions		
1. 14	Nick Dugas	[10/13/01]
2. 13	Fred Stamps	[11/15/03]
3. 12	Brandon Stokley	[11/4/95]
4. 11	B.J. Crist	[10/2/04]
5. 10	Brandon Stokley (two times)	[9/23/95; 11/18/95]
10	Nelson Schexnayder	[11/13/71]

### Receiving Yards

1. 220	Willie Culpepper	[11/15/86]
2. 201	Fred Stamps	[11/15/03]
3. 198	Fred Stamps	[10/11/03]
4. 190	Brandon Stokley	[9/28/96]
5. 189	Brandon Stokley	[10/5/96]

### Touchdowns

1. 3	Jason Chery	[10/11/08]
3	Fred Stamps	[11/15/03]
3	Brandon Stokley	[10/31/98]
3	Marcus Carter	[10/9/93]
3	Calvin Jones	[10/8/77]

### SEASON

Receptions		
1. 81	Brandon Stokley	[1996]
2. 75	Brandon Stokley	[1995]
3. 65	Brandon Stokley	[1998]
4. 62	Fred Stamps	[2003]
5. 60	Nick Dugas	[2001]

### Receiving Yards

1. 1,173	Brandon Stokley	[1998]
2. 1,160	Brandon Stokley	[1996]
3. 1,121	Brandon Stokley	[1995]
4. 1,002	Fred Stamps	[2002]
5. 973	Fred Stamps	[2003]

### Touchdowns

1. 10	Donald Richard	[1996]
10	Dave Oliver	[1976]
3. 9	Brandon Stokley	[1995]
9	Charles Gaudin	[1951]
5. 8	Fred Stamps	[2002]
8	Brandon Stokley	[1998]

### CAREER

Receptions		
1. 241	Brandon Stokley	[1995-98]
2. 180	Fred Stamps	[2000-03]
3. 172	Wayde Butler	[1989-92]
4. 155	Bill Sampy	[2002-05]
5. 124	Donald Richard	[1993-96]

### Receiving Yards

1. 3,702	Brandon Stokley	[1995-98]
2. 2,789	Fred Stamps	[2000-03]
3. 2,326	Donald Richard	[1993-96]
4. 2,076	Wayde Butler	[1989-92]
5. 1,988	Bill Sampy	[2002-05]

### Touchdowns

1. 25	Brandon Stokley	[1995-98]
2. 20	Donald Richard	[1993-96]
3. 19	Fred Stamps	[2000-03]
4. 14	John Falgout	[1949-52]
5. 12	Dave Oliver	[1975-76]
12	Leonard Kleinpeter	[1965-66]



# receiving RECORDS


record book



**Brandon Stokley**



**Fred Stamps**



**Donald Richard**

## TOP CAREER PERFORMERS

### 1. BRANDON STOKLEY 3,702

Year	Rec.	Yards	Avg.	TD	Long
1995	75	1,121	14.9	9	52
1996	81	1,160	14.3	7	78
1997	20	248	12.4	1	35
1998	65	1,173	18.0	8	77
<b>Totals</b>	<b>241</b>	<b>3,702</b>	<b>15.4</b>	<b>25</b>	<b>78</b>

### 2. FRED STAMPS 2,789

Year	Rec.	Yards	Avg.	TD	Long
2000	21	151	7.2	0	17
2001	43	663	15.4	4	48
2002	54	1,002	18.6	8	78
2003	62	973	15.7	7	64
<b>Totals</b>	<b>180</b>	<b>2,789</b>	<b>15.5</b>	<b>19</b>	<b>78</b>

### 3. DONALD RICHARD 2,326

Year	Rec.	Yards	Avg.	TD	Long
1993	0	0	0	0	0
1994	41	723	17.6	5	63
1995	38	777	20.4	5	62
1996	45	876	14.8	10	70
<b>Totals</b>	<b>124</b>	<b>2,326</b>	<b>18.8</b>	<b>20</b>	<b>70</b>

### 4. WAYDE BUTLER 2,076

Year	Rec.	Yards	Avg.	TD	Long
1989	41	516	12.6	1	30
1990	43	398	9.3	0	31
1991	38	491	12.9	3	64
1992	50	671	13.4	4	61
<b>Totals</b>	<b>172</b>	<b>2,076</b>	<b>12.1</b>	<b>8</b>	<b>64</b>

### 5. BILL SAMPY 1,988

Year	Rec.	Yards	Avg.	TD	Long
2002	39	486	12.5	3	43
2003	30	327	10.9	0	50
2004	57	776	13.6	6	59
2005	29	399	13.8	0	44
<b>Totals</b>	<b>155</b>	<b>1,988</b>	<b>12.8</b>	<b>9</b>	<b>59</b>

### 6. WILLIE CULPEPPER 1,967

Year	Rec.	Yards	Avg.	TD	Long
1985	9	127	14.1	1	19
1986	30	651	21.7	4	67
1987	31	586	18.9	3	55
1988	34	603	17.7	3	60
<b>Totals</b>	<b>104</b>	<b>1,967</b>	<b>18.9</b>	<b>11</b>	<b>67</b>

### 7. DERRICK SMITH 1,478

Year	Rec.	Yards	Avg.	TD	Long
2005	22	250	11.4	2	30
2006	41	551	13.4	1	51
2007	35	583	16.7	3	53
2008	6	94	15.7	0	30
<b>Totals</b>	<b>104</b>	<b>1,478</b>	<b>14.2</b>	<b>6</b>	<b>53</b>

### 8. ANDRE GEORGE 1,425

Year	Rec.	Yards	Avg.	TD	Long
1999	12	123	10.3	0	24
2000	24	404	16.8	2	76
2001	24	267	11.1	3	53
2002	49	531	10.8	2	75
<b>Totals</b>	<b>109</b>	<b>1,425</b>	<b>13.1</b>	<b>7</b>	<b>76</b>

### 9. MARCUS WILRIDGE 1,422

Year	Rec.	Yards	Avg.	TD	Long
1999	37	504	13.6	2	51
2000	38	524	13.8	3	41
2001	36	394	10.9	1	47
<b>Totals</b>	<b>111</b>	<b>1,422</b>	<b>12.8</b>	<b>6</b>	<b>51</b>

### 10. JASON CHERY 1,374

Year	Rec.	Yards	Avg.	TD	Long
2005	7	54	7.7	0	16
2006	16	222	13.9	2	53
2007	36	442	12.3	2	64
2008	46	656	14.3	7	74
<b>Totals</b>	<b>105</b>	<b>1,374</b>	<b>13.1</b>	<b>11</b>	<b>74</b>

## ANNUAL YARDAGE LEADERS

Year	Player	Rec	Yds	Avg	TD
2009	Ladarius Green	32	533	16.7	2
2008	Jason Chery	46	656	14.3	7
2007	Derrick Smith	35	583	16.7	3
2006	Derrick Smith	41	551	13.4	1
2005	Bill Sampy	29	399	13.8	0
2004	Bill Sampy	57	776	13.6	6
2003	Fred Stamps	62	973	15.7	7
2002	Fred Stamps	54	1,002	18.6	8
2001	Nick Dugas	60	616	10.3	3
2000	Marcus Wilridge	38	524	13.8	3
1999	Marcus Wilridge	37	504	13.6	2
1998	Brandon Stokley	65	1,173	18.0	8
1997	Franco Smith	28	404	14.4	2
1996	Brandon Stokley	81	1,160	14.3	7
1995	Brandon Stokley	75	1,121	14.9	9
1994	Donald Richard	41	723	17.6	5
1993	Marcus Carter	53	801	15.1	5
1992	Wayde Butler	50	671	13.4	4
1991	Wayde Butler	38	491	12.9	3
1990	Wayde Butler	43	398	9.3	0
1989	Quent McCollum	43	670	15.6	1
1988	Willie Culpepper	34	603	17.7	3
1987	Willie Culpepper	31	586	18.9	3
1986	Willie Culpepper	30	651	21.7	4
1985	Pierre Perkins	13	153	11.8	0
1984	Pierre Perkins	26	508	19.5	2
1983	Clarence Verdin	30	396	13.2	0
1982	Clarence Verdin	20	466	23.3	5
1981	Claude Charles	21	424	20.2	5
1980	Curtis Calhoun	32	443	13.8	2
1979	Curtis Calhoun	18	202	11.2	2
1978	Rodney Smith	19	424	22.8	2
1977	David Gray	30	582	19.4	3
1976	Dave Oliver	59	876	14.8	10
1975	Dave Oliver	28	475	17.0	2
1974	Ulysses Abadie	25	366	14.6	1
1973	Cleo Samuels	8	229	28.6	0
1972	Davy Abel	15	204	13.6	2
1971	Cleo Samuels	11	292	26.6	1
1970	Tom Hauser	21	470	22.4	3
1969	Baron Babineaux	25	358	14.3	2
1968	Mickey Bergeron	17	302	17.8	2
1967	Kent Finley	9	203	22.6	3
1966	Leonard Kleinpeter	18	457	25.4	6
1965	Leonard Kleinpeter	13	405	31.2	6
1964	Gerald Landry	10	156	15.6	3
1963	Lonny Price	10	135	13.5	0
1962	Jim McNutt	7	119	17.0	0
1961	Bob Verlander	13	206	15.8	3
1960	Bob Verlander	17	263	15.4	4
1959	Dave Cavalier	6	71	11.8	0
1958	Wayne Ruff	5	116	23.2	1
1957	NOT AVAILABLE				
1956	Ronnie Crochet	25	366	14.6	3
1955	Herbert Fondren	10	160	16.0	1
1954	Louis Roth	8	212	26.5	3
1953	Herbert Fondren	11	305	27.7	4
1952	John Falgout	31	466	16.0	7
1951	Charles Gaudin	21	488	23.2	9
1950	John Falgout	10	241	24.1	2
1949	Lou Gaudet	15	264	17.6	2

**Did you know?**

Brandon Stokley was the first player in NCAA history to average at least 100 yards receiving per game in a career.

# scoring RECORDS

## TEAM RECORDS

Most team records available since 1949

### Most Points Scored

**Game:** 107 vs. Patterson [1918]  
Modern Record: 59 at North Texas [2008]  
**Season:** 397 (33.1 ppg) [2008]

### Most Touchdowns Scored

**Game:** 10 vs. Troy [1946]  
Modern Record: 8, vs. UAB [1995];  
at North Texas [2008]  
**Season:** 54 [2008]

### Most Field Goals Made

**Game:** 5 vs. San Jose State [1974]; Central Michigan [1989]  
**Season:** 19 [1977]

### Most Field Goals Attempted

**Game:** 6 vs. San Jose State [1974]; Central Michigan [1989]  
**Season:** 26 [1974]

### Most Extra Points Made

**Game:** 8 (8 attempts) vs. UAB [1995]; at North Texas [2008]  
**Season:** 50 (53 attempts) [2008]

### Most Extra Points Attempted

**Game:** 10 (made 4) vs. Troy [1946]  
**Season:** 53 (made 50) [2008]

## INDIVIDUAL RECORDS

Most individual records available since 1949

### Most Touchdowns Scored

**Game:** 5 by Jason Chery at North Texas [2008];  
Brian Mitchell vs. Lamar [1989];  
Jim Barton vs. Delta State [1968]  
**Season:** 19 by Tyrell Fenroy [2008]; Brian Mitchell [1989]  
**Career:** 49 by Tyrell Fenroy [2005-08]

### Most Extra Points Attempted

**Game:** 10 by Al Hatteberg vs. Troy [1946]  
**Season:** 52 by Drew Edmiston [2008]  
**Career:** 114 by Drew Edmiston [2006-08]

### Most Extra Points Made

**Game:** 8 by Drew Edmiston at North Texas [2008];  
Mike Shafer vs. UAB [1995]  
**Season:** 50 by Drew Edmiston [2008]  
**Career:** 108 by Drew Edmiston [2006-08]

### Most Field Goals Attempted

**Game:** 6 by Rafael Septien vs. San Jose State [1974];  
Mike Lemoine vs. Central Michigan [1989]  
**Season:** 26 by Rafael Septien [1974]  
**Career:** 78 by Patrick Broussard [1984-87]

### Most Field Goals Made

**Game:** 5 by Rafael Septien vs. San Jose State [1974];  
Mike Lemoine vs. Central Michigan [1989]  
**Season:** 19 by John Roveto [1977]  
**Career:** 45 by John Roveto [1977-79]

### Most Points Scored

**Game:** 30 by Jason Chery at North Texas [2008];  
Brian Mitchell vs. Lamar [1989];  
Jim Barton vs. Delta State [1968]  
**Season:** 114 by Tyrell Fenroy [2008]; Brian Mitchell [1989]  
**Career:** 294 by Tyrell Fenroy [2005-08]

### Most Points Scored by Kicking

**Game:** 16 (5fg) by Rafael Septien vs. San Jose State [1974];  
Mike Lemoine vs. Central Michigan [1989]  
**Season:** 81 (19 fg, 24 pat) by John Roveto [1977]  
**Career:** 229 (42 fg, 103 pat) by Sean Comiskey [2002-05]

### Most 50-Yard Field Goals

**Game:** 2 by Rafael Septien vs. Lamar [1974];  
Rafael Septien vs. Arkansas State [1976];  
Mike Shafer vs. New Mexico State [1995]  
**Season:** 4 by Rafael Septien [1974]  
**Career:** 9 by Rafael Septien [1974-76]

## ALL-TIME 50-YARD FIELD GOALS

- 57 Rafael Septien vs. Lamar, 1974
- 55 Rafael Septien vs. Arkansas State, 1976
- 55 Rafael Septien vs. Texas-Arlington, 1975
- 53 Mike Shafer vs. New Mexico State, 1995
- 53 Patrick Broussard vs. Idaho State, 1985
- 53 Rafael Septien vs. Arkansas State, 1976
- 52 Mike Shafer vs. New Mexico State, 1995
- 52 Mike Shafer at Southern Miss, 1994
- 52 John Roveto at Northwestern State, 1978
- 52 Rafael Septien vs. Arkansas State, 1976
- 52 Rafael Septien at Cincinnati, 1975
- 52 Rafael Septien vs. Southern Illinois, 1975
- 52 Rafael Septien vs. Lamar, 1974
- 51 Drew Edmiston at Houston, 2006
- 50 Sean Comiskey at ULM, 2002
- 50 Richie Cunningham at Southern Illinois, 1991
- 50 Mike Lemoine at Southern Miss, 1989
- 50 Patrick Broussard at Wichita State, 1985
- 50 Rafael Septien at Tulane, 1974



**John Roveto**

## Scoring Top Five

### GAME

Points	Player	Date
1. 30	Jason Chery	[10/11/08]
30	Brian Mitchell	[11/11/89]
30	Jim Barton	[10/19/68]
4. 24	Jerome Coleman	[10/20/01]
24	Brian Mitchell (Three Times)	[11/18/89; 9/24/88; 11/21/87]
24	David Foret	[10/17/81]
24	Mark Speyrer	[10/7/72]

### Touchdowns

1. 5	Jason Chery	[10/11/08]
5	Brian Mitchell	[11/11/89]
5	Jim Barton	[10/19/68]
4. 4	Jerome Coleman	[10/20/01]
4	Brian Mitchell (Three Times)	[11/18/89; 9/24/88; 11/21/87]
4	David Foret	[10/17/81]
4	Mark Speyrer	[10/7/72]

### Extra Points

1. 8	Drew Edmiston	[10/11/08]
8	Mike Shafer	[9/9/95]
3. 7	Drew Edmiston	[11/1/08]
7	Sean Comiskey	[11/26/05]
7	Jonathan Knott	[10/20/01]

### Field Goals

1. 5	Mike Lemoine	[9/9/89]
5	Rafael Septien	[10/5/74]

### SEASON

Total Points	Player	Year
1. 114	Tyrell Fenroy	[2008]
114	Brian Mitchell	[1989]
3. 93	Keener Cagle	[1925]
4. 92	Brian Mitchell	[1988]
5. 88	Marcus Prier	[1995]

### Touchdowns

1. 19	Tyrell Fenroy	[2008]
19	Brian Mitchell	[1989]
3. 15	Brian Mitchell	[1988]
4. 14	Marcus Prier	[1995]
5. 13	Jim Barton	[1968]

### Extra Points

1. 50	Drew Edmiston	[2008]
2. 32	Mike Shafer	[1995]
32	Jeremy Deach	[1996]
4. 31	Sean Comiskey	[2005]
31	Drew Edmiston	[2007]

### Field Goals

1. 19	John Roveto	[1977]
2. 15	Rafael Septien	[1974]
3. 14	Sean Comiskey	[2004]
14	Mike Shafer	[1994]
14	John Roveto	[1978]

### CAREER

Total Points	Player	Years
1. 294	Tyrell Fenroy	[2005-08]
2. 286	Brian Mitchell	[1986-89]
3. 235	Keener Cagle	[1923-25]
4. 229	Sean Comiskey	[2002-05]
5. 208	Patrick Broussard	[1984-87]

### Touchdowns

1. 49	Tyrell Fenroy	[2005-08]
2. 47	Brian Mitchell	[1986-89]
3. 30	Tyrell Fenroy	[2005-07]
4. 28	Kenyon Cotton	[1993-96]
5. 27	Keener Cagle	[1923-25]

### Extra Points

1. 108	Drew Edmiston	[2006-08]
2. 103	Sean Comiskey	[2002-05]
3. 78	Mike Shafer	[1993-95]
78	Mike Lemoine	[1988-90]
78	Roy Pendergraft	[1967-70]

### Field Goals

1. 45	John Roveto	[1977-79]
2. 44	Patrick Broussard	[1984-87]
3. 42	Sean Comiskey	[2002-05]
4. 38	Mike Lemoine	[1988-90]
5. 35	Mike Shafer	[1993-95]

### Most Consecutive Field Goals Made

14 by Mike Shafer [1994]

### Most Consecutive Extra Points Made

55 by Mike Lemoine [1988-90]

### Longest Field Goal Made (Home)

57 by Rafael Septien vs. Lamar [1974]

### Longest Field Goal Made (Away)

52 by Mike Shafer at Southern Miss [1994]  
John Roveto at Northwestern State [1978]  
Rafael Septien at Cincinnati [1975]



# scoring RECORDS

record book



**Tyrell Fenroy**

## TOP CAREER PERFORMERS

### 1. TYRELL FENROY 294

Year	TD	PAT1	PAT2	FG	PTS
2005	12	0	0	0	72
2006	11	0	0	0	66
2007	7	0	0	0	42
2008	19	0	0	0	114
<b>Totals</b>	<b>49</b>	<b>0</b>	<b>0</b>	<b>0</b>	<b>294</b>

### 2. BRIAN MITCHELL 286

Year	TD	PAT1	PAT2	FG	PTS
1986	4	0	1	0	26
1987	9	0	0	0	54
1988	15	0	1	0	92
1989	19	0	0	0	114
<b>Totals</b>	<b>47</b>	<b>0</b>	<b>2</b>	<b>0</b>	<b>286</b>

### 3. CHRISTIAN "KEENER" CAGLE 235

Year	TD	PAT1	PAT2	FG	PTS
1923	8	6	0	0	66
1924	7	16	0	0	76
1925	11	9	0	3	93
<b>Totals</b>	<b>26</b>	<b>31</b>	<b>2</b>	<b>3</b>	<b>235</b>

### 4. SEAN COMISKEY 229

Year	TD	PAT1	PAT2	FG	PTS
2002	0	20	0	9	47
2003	0	28	0	12	64
2004	0	24	0	14	66
2005	0	31	0	7	52
<b>Totals</b>	<b>0</b>	<b>103</b>	<b>0</b>	<b>42</b>	<b>229</b>

### 5. PATRICK BROUSSARD 208

Year	TD	PAT1	PAT2	FG	PTS
1984	0	23	0	10	53
1985	0	13	0	11	46
1986	0	22	0	12	58
1987	0	18	0	11	51
<b>Totals</b>	<b>0</b>	<b>76</b>	<b>0</b>	<b>44</b>	<b>208</b>

### 6t. DREW EDMISTON 192

Year	TD	PAT1	PAT2	FG	PTS
2006	0	27	0	11	60
2007	0	31	0	10	61
2008	0	50	0	7	71
<b>Totals</b>	<b>0</b>	<b>108</b>	<b>0</b>	<b>28</b>	<b>192</b>

### 6t. MIKE LEMOINE 192

Year	TD	PAT1	PAT2	FG	PTS
1988	0	30	0	13	69
1989	0	27	0	12	63
1990	0	21	0	13	60
<b>Totals</b>	<b>0</b>	<b>78</b>	<b>0</b>	<b>38</b>	<b>192</b>

### 8. MIKE SHAFER 183

Year	TD	PAT1	PAT2	FG	PTS
1993	0	27	0	12	63
1994	0	19	0	14	61
1995	0	32	0	9	59
<b>Totals</b>	<b>0</b>	<b>78</b>	<b>0</b>	<b>35</b>	<b>183</b>

### 9. JOHN ROVETO 179

Year	TD	PAT1	PAT2	FG	PTS
1977	0	24	0	19	81
1978	0	7	0	14	49
1979	0	13	0	12	49
<b>Totals</b>	<b>0</b>	<b>44</b>	<b>0</b>	<b>45</b>	<b>179</b>

### 10. KENYON COTTON 174

Year	TD	PAT1	PAT2	FG	PTS
1993	3	0	0	0	18
1994	7	0	1	0	44
1995	10	0	2	0	64
1996	8	0	0	0	48
<b>Totals</b>	<b>28</b>	<b>0</b>	<b>3</b>	<b>0</b>	<b>174</b>



**Christian "Keener" Cagle**

## ANNUAL LEADERS

Year	Player	TD	PAT	FG	TP
2009	Tyler Albrecht	0	30-32	8-11	54
2008	Tyrell Fenroy	19	0-0	0-0	114
2007	Drew Edmiston	0	31-34	10-13	61
2006	Tyrell Fenroy	11	0-0	0-0	66
2005	Tyrell Fenroy	12	0-0	0-0	72
2004	Sean Comiskey	0	24-24	14-22	66
2003	Sean Comiskey	0	28-29	12-15	64
2002	Fred Stamps	8	0-0	0-0	48
2001	Jerome Coleman	11	0-0	0-0	66
2000	Mike Dugas	6	0-0	0-0	36
1999	Brent Bergeron	0	22-24	7-11	43
1998	Brandon Stokley	8	1-1	0-0	50
1997	Jeremy Deach	0	18-19	4-8	30
1996	Kenyon Cotton	8	0-0	0-0	48
1995	Marcus Prier	14	2-2	0-0	88
1994	Mike Shafer	0	19-20	14-14	61
1993	Mike Shafer	0	27-28	12-19	63
1992	Richie Cunningham	0	15-15	8-10	39
1991	Richie Cunningham	0	16-17	5-10	31
1990	Mike Lemoine	0	21-21	13-20	60
1989	Brian Mitchell	19	0-0	0-0	114
1988	Brian Mitchell	15	1-1	0-0	92
1987	Brian Mitchell	9	0-0	0-0	54
1986	Patrick Broussard	0	22-24	12-18	58
1985	Patrick Broussard	0	13-13	11-19	46
1984	Patrick Broussard	0	23-23	11-1	56
1983	Oscar Speer	0	18-18	8-12	42
1982	Oscar Speer	0	25-27	11-17	58
1981	David Foret	7	0-0	0-0	42
1980	Ed Blanco	5	0-0	0-0	30
	Barry Hebert	5	0-0	0-0	30
1979	John Roveto	0	13-14	12-21	49
1978	John Roveto	0	7-8	14-19	49
1977	John Roveto	0	24-25	19-25	81
1976	Dave Oliver	10	0-0	0-0	60
1975	Rafael Septien	0	27-29	8-19	51
1974	Rafael Septien	0	10-12	15-26	55
1973	Roland Surita	2	0-0	0-0	12
1972	Mark Speyrer	6	0-0	0-0	36
1971	Robbie Juul	6	0-1	0-0	36
1970	Roland Henry	9	0-0	0-0	54
1969	Jim Barton	8	0-0	0-0	48
1968	Jim Barton	13	0-0	0-0	78
1967	Roy Pendergraft	0	12-13	10-21	42
1966	Leonard Kleinpeter	6	2-2	0-0	40
1965	Leonard Kleinpeter	6	0-0	0-0	36
1964	Gerald Landry	4	11-13	6-14	53
1963	Lonny Price	5	0-0	0-0	30
1962	Lindsey Landry	9	0-1	0-0	54
1961	Bob Verlander	3	0-0	0-0	18
1960	Bob Verlander	4	1-1	0-0	26
1959	Steve Gossen	4	1-1	0-0	26
1958	Steve Gossen	2	0-0	0-0	12
	Ronnie Roberts	2	0-0	0-0	12
	Charley Wood	2	0-0	0-0	12
1957	Steve Gossen	5	0-0	0-0	30
1956	Frank Foreman	10	1-1	0-0	61
1955	Louis Roth	7	0-0	0-0	42
1954	Louis Roth	12	0-0	0-0	72
1953	Louis Roth	6	0-0	0-0	36
1952	Charles Copes	7	1-6	0-0	43
1951	Charles Gaudin	9	0-0	0-0	54
1950	George Crowson	4	14-24	0-0	38
1949	George Crowson	8	21-24	1-1	72

**Did you kneaux?**

Mike Shafer was a finalist for the Lou Groza Award in 1994 after a perfect 14-14 season kicking field goals. Christian "Keener" Cagle was featured on the Sept. 23, 1929 cover of *Time* magazine and inducted into the College Football Hall of Fame in 1954. He graduated from then-SLI in 1925 with a degree in arts and sciences.

# defensive RECORDS

## TEAM RECORDS

Most team records available since 1949

### Most Sacks

Game: 9 at Middle Tennessee, 2005  
Season: 44, 1993

### Most Yardage Lost on Sacks

Game: 62 at Middle Tennessee, 2005  
Season: 314, 1993

### Fewest Yards Allowed

Game: 57 vs. Nicholls State, 2001  
Season: 2,108, 1965

### Fewest Rushing Yards Allowed

Game: 8 at UNLV, 1993  
Season: 975, 1993

### Fewest Passing Yards Allowed

Game: -3 at Arkansas State, 1981  
Season: 765, 1963

### Fewest Points Allowed

Season: 85, 1965

### Lowest Average Points Allowed

Season: 8.5, 1965 (85 points in 10 games)

### Most Shutouts

Season: 8, 1917

## INDIVIDUAL RECORDS

Most individual records available since 1949

### Most Tackles

Game: 30 by Frank Bartley (LB) vs. Southern Illinois, 1978  
Season: 208 by Frank Bartley (LB), 1978  
Career: 386 by Steve Spinella (LB), 1982-85

### Most Tackles by a Lineman

Game: 21 by Dale Thomas vs. Arkansas State, 1978  
Season: 103 by Randy Thomas, 1980  
Career: 311 by Dale Thomas, 1977-80

### Most Tackles by a Defensive Back

Game: 21 by Thomas King at Oklahoma State, 1987;  
Damon Mason vs. Houston, 1996  
Season: 135 by Damon Mason, 1996  
Career: 347 by Orlando Thomas, 1991-94

### Most Tackles for Loss

Game: 5 by Jeff Mitchell at N. Illinois, 1993 (-26 yards)  
Season: 21 by Jeff Mitchell, 1993 (-119 yards)  
Career: 45 by Jeff Mitchell, 1992-95 (-227 yards)

### Most Yardage Lost on Tackles

Game: 26 by Jeff Mitchell at Northern Illinois, 1993  
Season: 119 by Jeff Mitchell, 1993  
Career: 227 by Jeff Mitchell, 1992-95

### Most Sacks

Game: 4 by Rodney Hardeway at Middle Tennessee, 2007  
Season: 11 by Jeff Mitchell, 1993 (-83 yards);  
Conrad Lewis, 1993 (-71 yards)  
Career: 21 by Jeff Mitchell, 1992-95 (-153 yards)

### Most Yardage Lost on Sacks

Game: 31 by Conrad Lewis vs. Memphis, 1993  
Season: 83 by Jeff Mitchell, 1993  
Career: 153 by Jeff Mitchell, 1992-95

### Defensive Extra Points

Charles Tillman Sept. 30, 2000 at UAB  
Dwight Bentley Oct. 24, 2009 vs. Florida Atlantic

## BLOCK PARTY

### Longest Blocked Field Goal Returns

- 89 Pat Lamy at South Carolina, 2003 (TD)
- 80 Terryll Fenton vs. Arkansas State, 2004 (TD)
- 53 Jarrett Jones vs. Florida Atlantic, 2007 (TD)
- 45 Antwain Spann vs. Florida International, 2003 (TD)

### Longest Blocked Punt Returns

- 39 Joe DeForest at Mississippi, 1986 (TD)
- 33 Andrew "Rico" Joseph vs. North Texas, 2009 (TD)
- 18 Johnny Felders vs. North Carolina A&T, 2006 (TD)
- 18 Wendall Williams at Arkansas, 2002 (TD)
- 17 Damon Mason at Florida, 1996
- 16 Tim Sensley vs. Louisiana-Monroe, 1992 (TD)
- 11 Todd Scott vs. UNLV, 1987 (TD)
- 10 Guy Harvey vs. Chattanooga, 1965 (TD)
- 10 William Young at Louisiana Tech, 1998



Pat Lamy

## Defensive Top Five

### SEASON

#### Tackles by a Lineman (Solo-Assist)

- 1. 103 Randy Thomas (67-36) [1980]
- 2. 101 Mark Hall (47-54) [1988]
- 3. 99 Andy Martin (47-52) [1981]
- 4. 98 Dale Thomas (57-41) [1978]
- 5. 94 Chris Gannon (52-42) [1988]
- 94 Paul Cabble (54-40) [1996]

#### Tackles by a Linebacker (Solo-Ast.)

- 1. 208 Frank Bartley (114-94) [1978]
- 2. 144 Steve Spinella (89-55) [1985]
- 3. 131 Steve Spinella (68-63) [1984]
- 4. 120 Chris Jacobs (63-57) [1985]
- 5. 112 Charles Pool (70-42) [1993]
- 112 Kelcy Dotson (80-32) [1996]

#### Tackles by a Defensive Back (Solo-Ast.)

- 1. 135 Damon Mason (81-54) [1996]
- 2. 113 Thomas King (53-60) [1987]
- 3. 110 Barry Johnson (64-46) [1976]
- 4. 102 Orlando Thomas (66-36) [1994]
- 5. 101 Steve Pinkney (65-36) [1998]

#### Tackles for Loss (Yards Lost)

- 1. 21 Jeff Mitchell (-119) [1993]
- 2. 18 Paul Cabble (-95) [1996]
- 3. 17 Conrad Lewis (-89) [1993]
- 4. 16 Patrice Alexander (-53) [1994]
- 5. 15 Ken Chenier (-90) [1978]
- 15 Randy Thomas (-76) [1980]
- 15 Andy Martin(-72) [1980]

#### Sacks (Yards Lost)

- 1. 11 Jeff Mitchell (-83) [1993]
- 11 Conrad Lewis (-71) [1993]
- 3. 9 Paul Cabble (-75) [1996]
- 4. 8 Danny Scott (-57) [1998]
- 5. 7 Rodney Hardeway (-24) [2007]
- 7 Walter Sampson (-51) [2000]

### CAREER

#### Tackles by a Lineman (Solo-Assist)

- 1. 311 Dale Thomas (181-130) [1977-80]
- 2. 272 Randy Thomas (168-104) [1977-80]
- 3. 268 James Atkins (148-120) [1989-92]
- 4. 261 Andy Martin (146-115) [1979-82]
- 5. 249 Chris Gannon (133-116) [1985-88]

#### Tackles by a Linebacker (Solo-Ast.)

- 1. 386 Steve Spinella (212-174) [1982-85]
- 2. 326 Chris Jacobs (155-171) [1982-85]
- 3. 308 Antwyne Zanders (176-132) [2006-09]
- 4. 278 Frank Bartley (158-120) [1976-78]
- 5. 270 Charles Pool (171-99) [1991-93]

#### Tackles by a Defensive Back (Solo-Ast.)


- 1. 347 Orlando Thomas (224-123) [1991-94]
- 2. 284 Charles Tillman (182-102) [1999-02]
- 3. 270 Kyries Hebert (154-116) [1999-01]
- 4. 243 Damon Mason (159-84) [1994-96]
- 5. 218 Thomas King (116-102) [1986-88]

#### Tackles for Loss (Yards Lost)

- 1. 45 Jeff Mitchell (-227) [1992-95]
- 2. 37 Paul Cabble (-173) [1993-96]
- 3. 36 Andy Martin (-157) [1979-82]
- 4. 33 Chris Gannon (-192) [1985-88]
- 5. 32 Ross Brupbacher (-100) [1999-03]


#### Sacks (Yards Lost)

- 1. 21 Jeff Mitchell (-153) [1992-95]
- 2. 19 Paul Cabble (-143) [1993-96]
- 3. 18 Chris Gannon (-141) [1985-88]
- 4. 16.5 Walter Sampson (-113) [1999-02]
- 5. 15.0 Rodney Hardeway (-84) [2004-07]



# interception RECORDS

record book



**Frank Bartley**

### TEAM RECORDS

Most team records available since 1949

#### Most Interceptions

Game: 7 at ULM [1970]  
Season: 28 [1970]

#### Most Return Yards

Game: 117 vs. Texas-Arlington [1977]  
Season: 354 [1977]

### INDIVIDUAL RECORDS

Most individual records available since 1949

#### Most Interceptions

Game: 4 by Mike McDonald at ULM [1970]  
Season: 9 by Orlando Thomas [1993];  
Mike McDonald [1970]; Ed Pratt [1965]  
Career: 21 by Mike McDonald [1968-71]

#### Most Return Yards

Game: 105 by Luther Perrin vs. Stephen F. Austin [1934]  
Season: 227 (6 int) by Ron Irving [1977]  
Career: 384 (19 int) by Rob Irving [1976-78]

#### Most Interceptions Returned for Touchdown

Game: 1, several times  
last by Dwight Bentley (70 yards)  
vs. North Texas [2009]

#### Longest Interception Returns

- 105 Luther Perrin vs. Stephen F. Austin, 1934 (TD)
- 90 Ron Irvin at Arkansas State, 1977 (TD)
- 83 Gerald Rooney vs. McNeese State, 1953 (TD)
- 79 Jack Herron vs. East Texas Baptist, 1950 (TD)
- 79 Michael Adams vs. Middle Tennessee, 2006 (TD)
- 70 Dwight Bentley vs. North Texas, 2009 (TD)
- 66 Lindsey Landry vs. Hardin-Simmons, 1963



**Mike McDonald**

### SEASON

#### Interceptions

- 1. 9 Orlando Thomas [1993]
- 9 Mike McDonald [1970]
- 9 Ed Pratt [1965]
- 4. 8 Ron Irving [1976]
- 8 Mike McDonald [1968]

#### Interception Return Yards

- 1. 227 Ron Irving [1977]
- 2. 160 Mike McDonald [1968]
- 3. 140 Mike McDonald [1970]
- 4. 131 Ron Irving [1978]
- 5. 108 Ed Pratt [1965]

### CAREER

#### Interceptions

- 1. 21 Mike McDonald [1968-71]
- 2. 19 Ron Irving [1976-78]
- 3. 18 Orlando Thomas [1991-94]
- 4. 17 Ed Pratt [1964-67]
- 5. 12 Charles Tillman [1999-02]

#### Interception Return Yards

- 1. 384 Ron Irving [1976-78]
- 2. 380 Mike McDonald [1968-71]
- 3. 347 Orlando Thomas [1991-94]
- 4. 185 Ed Pratt [1964-67]
- 5. 179 Dwight Sevin [1964-67]



**Orlando Thomas**

**Did you kneaux?**  
In 2003, UL became the first school in NCAA history to score two TD's in one season on blocked field goal returns. Britt Jackson's 30-yard interception return for a TD with 6:30 left in the game helped the Cajuns upset #25 Texas A&M on Sept. 14, 1996 by a final score of 29-22. The defense had four INT's and recovered four fumbles that day. Thomas King attempted the first defensive extra point return in NCAA history (6 yards on 9/3/88).

### ANNUAL LEADERS

Year	Player	INT	Yds	Avg	TD
2009	Dwight Bentley	3	89	31.0	1
	Gerren Blount	3	45	15.0	0
	Maurice Rolle, Jr.	3	13	4.3	0
2008	Derik Keyes	2	63	31.5	0
	Daylon McCoy	2	5	2.5	0
2007	Gerren Blount	3	10	3.3	0
	Jarrett Jones	3	4	1.3	0
2006	Gerren Blount	2	0	0.0	0
2005	Michael Adams	2	27	13.5	0
2004	Antwain Spann	4	89	22.3	1
2003	Wendall Williams	3	40	13.3	0
2002	Jamal Smith	2	44	22.0	1
	Charles Tillman	2	8	4.0	0
2001	Charles Tillman	4	13	3.2	0
2000	Charles Tillman	6	15	2.5	0
1999	Travis Schwartz	2	89	44.5	2
	Curnell Schumack	2	6	3.0	0
	Darien King	2	21	10.5	0
1998	Matt Cieslak	3	79	26.3	1
1997	Mike Ellis	2	22	11.0	0
1996	Damon Mason	4	51	12.8	1
1995	Tim Sensley	4	1	0.3	0
1994	Orlando Thomas	6	25	4.2	0
1993	Orlando Thomas	9	84	9.3	1
1992	Donald Collins	3	47	15.7	0
1991	Peter Hypolite	3	99	33.0	0
1990	Van Ray Alexander	3	21	7.0	0
1989	Donald Collins	3	21	7.0	0
1988	Thomas King	3	0	0.0	0
1987	Thomas King	5	49	9.8	0
	Jim Brenner	5	20	4.0	0
1986	Elton Slater	8	1	0.1	0
1985	Clarence Glenn	4	52	13.0	1
1984	Charles Bennett	2	64	32.0	1
1983	Jim Roethele	4	0	0.0	0
1982	Cooter Mansur	3	28	9.3	0
	Jim Roethele	3	6	2.0	0
1981	David Pingston	3	62	15.5	0
1980	Willie Allen	4	31	7.8	0
	Ronnie Nunez	4	8	2.0	0
1979	Dave McRae	6	21	3.5	0
1978	Ron Irving	5	131	26.2	0
1977	Ron Irving	6	227	26.5	2
1976	Ron Irving	8	26	3.3	1
1975	Three Players Tied	3			
1974	John Bordelon	3	21	7.0	0
1973	Steve Johnson	2	0	0.0	0
1972	Charles Fox	4	52	13.0	1
1971	Leroy Johns	3	24	8.0	0
	Mike McDonald	3	24	8.0	0
1970	Mike McDonald	9	140	15.6	0
1969	Dickey Mart	3	36	12.0	0
1968	Mike McDonald	8	160	20.0	0
1967	Dwight Sevin	5	93	18.6	0
1966	Herbie LeBlanc	5	36	7.2	0
1965	Edward Pratt	9	108	12.0	0
1964	Three Players Tied	2			
1963	Bill Bayard	2	16	8.0	0
	O'Neal Weber	2	13	6.5	0
1962	Freddie Byars	3	22	7.3	0
	Tommy Kelly	3	18	6.0	0
1961	Three Players Tied	2			
1960	Dan Mastrean	3	54	18.0	1
1959	Carlton Falgout	2	46	23.0	0
1958	NOT AVAILABLE				
1957	NOT AVAILABLE				
1956	Marvin Leonard	3	27	9.0	0
1955	NOT AVAILABLE				
1954	Louis Roth	2	47	23.5	1
	Don Alonzo	2	25	12.5	0
1953	Louis Roth	3	43	14.3	0
1952	Louis Roth	5	21	4.2	0
1951	Al McGovern	6	23	3.8	0
1950	Three Players Tied	4			
1949	Dick Pate	6	90	15.0	0

# kick return RECORDS



**Travis Smothers**



**Bill Sampy**



**Nat Durant**

## TEAM RECORDS

Most team records available since 1949

### Most Kickoff Returns

**Game:** 13 at Louisiana Tech [1998]  
**Season:** 63 [1998]

### Most Return Yards

**Game:** 270 vs. Tampa [1970]  
**Season:** 1,262 [1998]

## INDIVIDUAL RECORDS

Most individual records available since 1949

### Most Kickoff Returns

**Game:** 9 by John Bernard at Louisiana Tech [1998]  
**Season:** 44 by Jason Chery [2008]  
**Career:** 114\*\* by Joe Redding [1985-88]

### Most Return Yards

**Game:** 217 by Reggie Dupre vs. Tampa [1970]  
**Season:** 953 by Jason Chery [2008]  
**Career:** 2,642\*\* by Joe Redding [1985-88]

\*\*NCAA Records until 1996

### Most Kickoffs Returned for Touchdown

**Game:** 1, several times  
 last by Jason Chery (97 yards)  
 at North Texas [2008]  
**Season:** 1, several times  
 last by Jason Chery [2008]  
**Career:** 2 by Mike McKenzie [1961-62]

### Longest Kickoff Returns

- 99 Mike McDonald at Pensacola Navy, 1968 (TD)
- 97 Jason Chery at North Texas, 2008 (TD)
- 96 Pierre Perkins at Southern Miss, 1985 (TD)
- 96 Joe Redding vs. Idaho State, 1985 (TD)
- 95 Clarence Verdin at Rice, 1982 (TD)
- 95 Steve Gossen at Louisiana Tech, 1959 (TD)
- 94 Travis Smothers at New Mexico State, 2004 (TD)


## ANNUAL YARDAGE LEADERS

Year	Player	No	Yds	Avg	TD
2009	Louis Lee	20	390	19.5	0
2008	Jason Chery	44	953	21.7	1
2007	Deon Wallace	29	523	18.0	0
2006	Deon Wallace	20	395	19.8	0
2005	Derrick Smith	13	262	20.2	0
2004	Travis Smothers	8	265	33.1	1
2003	Bill Sampy	25	467	18.7	0
2002	Bill Sampy	20	376	18.8	0
2001	Marcus Wilridge	21	479	22.8	0
2000	Marcus Wilridge	15	314	20.9	0
1999	John Bernard	25	450	18.0	0
1998	John Bernard	32	647	20.2	0
1997	Willie Terrell	17	373	21.9	0
1996	Willie Terrell	17	336	19.8	0
1995	Willie Terrell	19	375	19.7	0
1994	Brian Jackson	16	352	22.0	0
1993	Donald Richard	11	195	17.7	0
1992	Tori Williams	15	279	18.6	0
1991	Greg Laxey	17	301	17.7	0
1990	Wayde Butler	16	361	22.6	0
1989	Thomas Johnson	17	354	20.8	0
1988	Joe Redding	29	684	23.8	0
1987	Joe Redding	24	579	24.1	0
1986	Joe Redding	28	565	20.2	0
1985	Joe Redding	33	814	24.7	1
1984	Pierre Perkins	12	209	17.4	0
1983	Clarence Verdin	20	442	22.1	0
1982	Clarence Verdin	12	315	26.3	1
1981	Trinision Smith	13	221	17.0	0
1980	Rodney Smith	9	212	23.6	0
1979	Rodney Smith	23	506	22.0	0
1978	Rodney Smith	23	569	24.7	0
1977	Nat Durant	15	287	19.3	0
1976	Nat Durant	15	292	19.5	0
1975	Nat Durant	18	328	18.2	0
1974	Harold Porter	14	300	21.4	0
1973	Ulysses Abadie	19	506	26.6	0
1972	Lafayette Mitchell	17	432	25.4	0
1971	Lafayette Mitchell	18	365	20.3	0
1970	Reggie Dupre	17	480	28.2	0
1969	Roland Henry	9	132	14.7	0
1968	Mike McDonald	17	451	26.5	1
1967	Aaron Duplessis	11	230	20.9	1
1966	Leonard Kleinpeter	17	344	20.2	0
1965	Bill Bayard	10	257	25.7	0
1964	Bill Bayard	9	240	26.7	0
1963	Lonny Price	13	340	26.2	0
1962	Mike McKenzie	12	339	28.3	1
1961	Carlton Falgout	12	228	19.0	0
1960	Dave Cavalier	5	105	21.0	0
1959	Carlton Falgout	10	231	23.1	0
1958	NOT AVAILABLE				
1957	NOT AVAILABLE				
1956	Ralph Davis	19	341	17.9	0
1955	Ralph Davis	10	136	13.6	0
1954	NOT AVAILABLE				
1953	James Kennison	6	193	32.2	1
1952	F.G. Mixon	8	168	21.0	0
1951	Jack Herron	17	355	20.9	0
1950	George Crowson	8	169	21.1	0
1949	Gerry Hodges	7	162	23.1	0



# punt return RECORDS

record book



**Damon Mason**

## TEAM RECORDS

Most team records available since 1949

### Most Punt Returns

**Game:** 9 at Arkansas State [1995];  
vs. Nicholls State [2001]  
**Season:** 42 [1977]

### Most Return Yards

**Game:** 125 at Louisiana Tech [1985]  
**Season:** 505 [1972]

## INDIVIDUAL RECORDS

Most individual records available since 1949

### Most Punt Returns

**Game:** 8 by Damon Mason at Arkansas State [1995]  
**Season:** 38 by Damon Mason [1994]  
**Career:** 85 by Nat Durant [1975-78]

### Most Return Yards

**Game:** 119 by Clarence Glenn at Louisiana Tech [1985]  
**Season:** 300 by Bill Bayard [1965]  
**Career:** 558 by Todd Scott [1989-90]

### Most Punts Returned for Touchdown

**Game:** 1, several times  
last by Nick Dugas (68 yards)  
vs. Minnesota [2002]  
**Season:** 2 by Nat Durant [1977]  
**Career:** 3 by Todd Scott [1987-90]

### Longest Punt Returns

- 95 Louis Roth vs. McNeese State, 1955 (TD)
- 82 Nick Dugas at Louisiana Tech, 2000 (TD)
- 81 Cleo Samuels vs. Xavier, 1973 (TD)
- 79 Richard Guillory vs. McNeese State, 1964 (TD)
- 70 Bob St. Amant vs. Louisiana College, 1967 (TD)
- 70 Bobby Russell vs. Louisiana-Monroe, 1954 (TD)
- 70 James Kennison vs. Louisiana College, 1952 (TD)



**Nick Dugas**



**Louis Roth**

## ANNUAL YARDAGE LEADERS

Year	Player	No	Yds	Avg	TD
2009	Louis Lee	8	50	6.2	0
2008	Orkeys Auriene	13	121	9.3	0
2007	Phillip Nevels	20	101	5.1	0
2006	Michael Adams	9	67	7.4	0
2005	Michael Adams	7	66	9.4	0
2004	Jerrell Carter	8	77	9.6	0
2003	Jerrell Carter	20	145	7.2	0
2002	Andre George	21	170	8.1	0
2001	Nick Dugas	22	196	8.9	0
2000	Nick Dugas	11	159	14.5	1
1999	John Bernard	13	78	6.0	0
1998	John Bernard	16	201	12.6	1
1997	Curnell Schumack	14	80	5.7	0
1996	Franco Smith	16	118	7.4	0
1995	Mike Jones	14	141	10.1	0
1994	Damon Mason	38	203	5.3	0
1993	Craig Roberts	14	116	8.3	0
1992	Craig Roberts	11	68	6.2	0
1991	Craig Roberts	19	161	8.5	0
1990	Todd Scott	15	118	7.9	0
1989	Todd Scott	25	198	7.9	1
1988	Todd Scott	15	164	10.9	1
1987	Todd Scott	15	78	5.2	1
1986	Elton Slater	21	139	6.6	0
1985	Clarence Glenn	37	239	6.5	1
1984	Clarence Glenn	32	172	5.4	0
1983	Jim Roethele	20	167	8.4	0
1982	Cooter Mansur	13	83	6.4	0
1981	Mack Scott	18	97	5.4	0
1980	Mack Scott	12	90	7.5	0
1979	Rodney Smith	14	70	5.0	0
1978	Nat Durant	26	175	6.7	0
1977	Nat Durant	33	208	6.3	2
1976	Roy Williams	26	174	6.7	0
1975	Nat Durant	21	145	6.9	0
1974	Roy Williams	18	146	8.1	0
1973	Cleo Samuels	10	155	15.5	1
1972	Steve Johnson	12	70	5.8	0
1971	Reggie Dupre	11	113	10.3	0
1970	Reggie Dupre	23	248	10.8	0
1969	Reggie Dupre	16	155	9.7	0
1968	Mike McDonald	14	130	9.3	0
1967	Bob St. Amant	14	215	15.4	1
1966	Leonard Kleinpeter	19	114	6.0	0
1965	Bill Bayard	30	300	10.0	0
1964	Bill Bayard	11	144	13.1	0
1963	Lonny Price	11	166	15.1	0
1962	Dave Cavalier	9	68	7.6	0
1961	Carlton Falgout	6	113	18.8	0
1960	Carlton Falgout	7	125	17.9	1
1959	Steve Gossen	6	93	15.5	0
1958	NOT AVAILABLE				
1957	NOT AVAILABLE				
1956	Billy Hewell	2	90	45.0	1
1955	Louis Roth	7	182	26.0	1
1954	Bob Russell	1	70	70.0	1
1953	Louis Roth	9	126	14.0	0
1952	Louis Roth	16	281	17.6	0
1951	Jack Herron	5	72	14.4	0
1950	Roy Simmons	24	280	11.7	0
1949	H.T. Smith	8	196	24.5	0

# punting RECORDS



**Chris Shaw**

## TEAM RECORDS

Most team records available since 1949

### Most Punts

**Game:** 14 at Southeastern Louisiana [1967]

**Season:** 89 [1978]

### Most Yards

**Game:** 580 at Southeastern Louisiana [1967]

**Season:** 3,213 [1998]

### Highest Average

**Game:** 50.5 vs. Louisiana College [1951]

**Season:** 41.8 (11 games) [1997]

## INDIVIDUAL RECORDS

Most individual records available since 1949

### Most Punts

**Game:** 14 by Roy Pendergraft at Southeastern La. [1967]

**Season:** 81 by Grant Autrey [2000]

**Career:** 251 by Grant Autrey [1999-2003]

### Most Yards

**Game:** 580 by Roy Pendergraft at Southeastern La. [1967]

**Season:** 3,213 by Chris Shaw [1998]

**Career:** 9,636 by Grant Autrey [1999-2003]

### Highest Average

**Game:** 50.0 by Chris Shaw at Texas Tech [1997]  
[5 punts for 250 yards]

**Season:** 42.8 by Chris Shaw [1997]  
[64 punts for 2,737 yards]

**Career:** 41.1 by Chris Shaw [1996-99]  
[232 punts for 9,532 yards]

### Longest Punts

88, Wayne Kingery at Northwestern State [1948]

79, Steve Gossen vs. Louisiana Tech [1959]

79, Randy Baggett at Tennessee [1992]

75, Charles Copes [1952]

73, Kim Hebert, vs. Northern Illinois [1989]

73, Mike Jones vs. Texas Tech [1996]



**Grant Autrey**



**Brit Framel**

## ANNUAL YARDAGE LEADERS

Year	Player	Att	Yds	Avg	Lg
2009	Spencer Ortego	66	2,682	40.6	60
2008	Spencer Ortego	48	1,875	39.1	63
2007	Spencer Ortego	56	2,177	38.9	59
2006	Brit Framel	54	2,109	39.1	72
2005	Brit Framel	47	1,801	38.3	55
2004	David Schexnayder	33	1,176	35.6	51
2003	Grant Autrey	77	3,018	39.2	54
2002	Grant Autrey	78	3,108	39.8	62
2001	Jonathon Knott	66	2,418	36.6	53
2000	Grant Autrey	81	3,005	37.1	61
1999	Chris Shaw	61	2,461	40.3	60
1998	Chris Shaw	79	3,213	40.7	60
1997	Chris Shaw	64	2,737	42.8	65
1996	Chris Shaw	28	1,121	40.0	58
1995	Mike Jones	55	2,043	37.1	53
1994	Mike Jones	60	2,398	40.0	58
1993	Jody Watkins	65	2,562	39.4	71
1992	Randy Baggett	71	2,969	41.8	79
1991	Randy Baggett	63	2,400	38.1	59
1990	Kim Hebert	56	2,000	35.7	52
1989	Kim Hebert	62	2,341	37.8	73
1988	Leslie Luquette	49	1,692	34.5	53
1987	Buddy Still	35	1,431	40.9	58
1986	Buddy Still	46	1,837	39.9	61
1985	Terry Falgout	72	2,777	38.6	58
1984	Terry Falgout	21	831	39.6	56
1983	Terry Falgout	56	2,258	40.3	56
1982	Terry Falgout	66	2,469	37.4	49
1981	Larry Trussel	71	2,859	40.3	49
1980	Larry Trussel	66	2,383	36.1	53
1979	John Roveto	71	2,651	37.3	58
1978	Ken Matthews	55	1,960	35.6	57
1977	Jeff Holm	66	2,353	35.7	54
1976	Steve Wornor	34	1,241	36.5	58
1975	Keith Muehr	61	2,368	39.5	60
1974	Keith Muehr	72	2,790	38.8	67
1973	Danny Clement	51	1,843	36.1	50
1972	Danny Clement	69	2,465	35.7	
1971	Danny Clement	52	1,852	35.8	48
1970	Roy Pendergraft	46	1,816	39.5	54
1969	Roy Pendergraft	66	2,610	39.5	60
1968	Roy Pendergraft	60	2,500	39.7	66
1967	Roy Pendergraft	62	2,426	39.1	59
1966	Chester Gosnell	34	1,384	39.6	
1965	Chester Gosnell	60	2,400	40.0	55
1964	Harvey Saddler	29	982	36.4	52
1963	Chester Gosnell	52	2,000	38.5	55
1962	L.J. Poimboeuf	42	1,512	36.0	
1961	Olie Cordill	27	1,055	30.1	
1960	Jerry King	39	1,415	36.3	
1959	Steve Gossen	41	1,701	41.5	79
1958	Steve Gossen	33	1,274	38.6	
1957	Not Available				
1956	Ralph Davis	23	904	39.3	46
1955	Jim Bosnall	22	782	35.5	
1954	Morris Millet	8	292	36.5	
1953	Roy Domengeaux	14	465	33.2	
1952	Charles Copes	47	1,699	36.2	75
1951	Ken Sweeney	45	1,599	35.5	67
1950	E.J. Lewis	31	1,038	33.5	
1949	Gerry Hodges	31	1,131	36.5	63



# miscellaneous RECORDS

record book

## MISCELLANEOUS RECORDS

The modern era of NCAA football began in 1970 when the switch was made in statistical rankings from totals to per game averages. It was also the beginning of a standard 11-game schedule.

### Most Games

Season: 12, eight times [1970; 1977; 2002-03; 2006-09]

### Most Wins

Season: 9, twice [1970; 1976]

### Most Consecutive Wins

Season: 8 [1976]

Overall: 8 [1976]

### Most Consecutive Road Wins

Overall: 7 [10/25/69-11/21/70]

### Most Consecutive Games without a Loss

Overall: 8 [1976]

### Most Losses

Season: 10, three times [1973; 1997; 2000]

### Most Consecutive Losses

Season: 10 [1973]

Overall: 15 [1973-74]

### Most Consecutive Road Losses

Overall: 18 [11/8/97-10/14/00]

### Most Ties

Season: 2 [1977]

### Modern Era Miscellanea (since 1970)

Above-.500 Seasons: 16

Sub-.500 Seasons: 21

.500 Seasons: 3

Consecutive Winning Seasons: 4 [1986-89]

Consecutive Losing Seasons: 9 [1996-2004]

Record in Season Opener: 12-28 (.300)

Record in Season Finales: 16-22-2 (.425)

Consecutive Season-Opening Wins: 3 [1975-77]

Consecutive Season-Opening Losses: 10 [1991-2000]

### Cajun Field Miscellanea (since 1971)

All-Time Record: 113-94-2 (.546)

Home Openers: 22-17 (.564)

Most Wins, Season: 7 [1976]

Most Losses, Season: 6 [1973]

Record in Home Finales: 18-19-2 (.487)

Record in August: 0-2 (.000)

Record in September: 40-27 (.597)

Record in October: 40-30-1 (.570)

Record in November: 31-34-1 (.477)

Record in December: 2-1 (.667)

Consecutive Home-Opening Wins: 3, three times [1975-77; 1994-96; 2004-06]

Consecutive Home-Opening Losses: 4, twice [1983-86; 1997-2000]

Consecutive Wins: 11 [9/11/76-10/15/77]

Consecutive Losses: 7 [9/29/73-10/5/74]

### Largest Margin of Victory (Modern Era)

Rk	Margin	Game	Score
1.	49	vs. Doane [1970]	49-0
2.	45	vs. Northern Illinois [1988]	45-0
3.	42	vs. Pacific [1995]	45-3
	42	at Tulane [1990]	48-6
5.	41	vs. North Carolina A&T [2006]	48-7

### Largest Margin of Defeat (Modern Era)

Rk	Margin	Game	Score
1.	70	at (16) Washington State [1997]	7-77
2.	66	at Texas A&M [1997]	0-66
3.	63	at Louisiana Tech [1998]	14-77
4.	57	at (2) Texas [2005]	3-60
5.	56	vs. Tulane [1997]	0-56
	56	at Houston [1992]	7-63

## MILESTONE GAMES

<b>First Game</b>	December 21, 1901	Louisiana 6, Opelousas 5
<b>50th Game</b>	November 20, 1912	Northwestern State 13, Louisiana 6
<b>100th Game</b>	October 11, 1919	Tulane 73, Louisiana 0
<b>200th Game</b>	November 30, 1929	Northwestern State 6, Louisiana 0
<b>213th Game</b>	October 10, 1931	Fort Crockett (TX) 25, Louisiana 0
		First Home Game Played at Night
		Southern Miss 21, Louisiana 14
<b>300th Game</b>	November 15, 1940	Louisiana 24, Arkansas A&M 7
<b>323rd Game</b>	January 1, 1944	First Bowl Game (Oil Bowl)
<b>356th Game</b>	October 25, 1947	Louisiana 38, Louisiana College 7
		First Homecoming Game
<b>400th Game</b>	October 4, 1952	Louisiana 54, Troy 14
<b>500th Game</b>	October 27, 1962	Louisiana 18, ULM 10
<b>583rd Game</b>	December 12, 1970	Tennessee State 26, Louisiana 25
		Grantland Rice Bowl
<b>585th Game</b>	September 25, 1971	Louisiana 21, Santa Clara 0
		First Game at Cajun Field
<b>600th Game</b>	October 21, 1972	Lamar 3, Louisiana 0
<b>700th Game</b>	October 31, 1981	Louisiana 17, Louisiana Tech 17
<b>800th Game</b>	November 10, 1990	Louisiana 17, Arkansas State 16
<b>858th Game</b>	September 14, 1996	Louisiana 29, #25 Texas A&M 22
		First Victory Over a Ranked Team
<b>900th Game</b>	November 20, 1999	Louisiana 37, Wofford 34 (OT)
<b>915th Game</b>	October 29, 2001	Middle Tennessee 26, Louisiana 9
		First Sun Belt Conference Game
		#25 Texas A&M 31, Louisiana 7
		Rickey Bustle's Coaching Debut
<b>965th Game</b>	October 29, 2005	Louisiana 31, Troy 28 (OT)
		100th Victory at Cajun Field
<b>968th Game</b>	November 26, 2005	Louisiana 54, ULM 21
		Clinched First Sun Belt Conference Championship
<b>1,000th Game</b>	November 1, 2008	Louisiana 49, FIU 20
		Largest Crowd for Sun Belt Conference Game

## MILESTONE WINS

<b>First Win</b>	December 21, 1901	Louisiana 6, Opelousas 5
<b>50th Win</b>	November 30, 1916	Louisiana 20, Northwestern State 0
<b>100th Win</b>	October 16, 1926	Louisiana 15, Sam Houston State 0
<b>150th Win</b>	September 27, 1940	Louisiana 6, Stephen F. Austin 0
<b>168th Win</b>	January 1, 1944	Louisiana 24, Arkansas A&M 7
		First Bowl Victory (Oil Bowl)
<b>184th Win</b>	October 25, 1947	Louisiana 38, Louisiana College 7
		First Homecoming Victory
<b>200th Win</b>	September 30, 1950	Louisiana 6, Southeastern Louisiana 0
<b>250th Win</b>	September 15, 1962	Louisiana 21, Mexico Poly Institute 0
<b>300th Win</b>	October 24, 1970	Louisiana 15, Lamar 6
<b>305th Win</b>	September 25, 1971	Louisiana 21, Santa Clara 0
		First Win at Cajun Field
<b>350th Win</b>	November 15, 1980	Louisiana 27, Louisiana Tech 9
<b>400th Win</b>	October 20, 1990	Louisiana 25, Tulsa 13
<b>425th Win</b>	October 28, 1995	Louisiana 32, Tulane 28
<b>450th Win</b>	October 2, 2004	Louisiana 43, FIU 34



The Cajuns played their 1,000th football game on November 1, 2008 - a 49-20 victory over FIU. The record crowd of 29,031 was the largest turnout for a conference game in Sun Belt history.

# top PERFORMANCES

## 100-YARD RUSHING PERFORMANCES SINCE 1950

Current players in bold | Quarterbacks in italics

Yards (Att.)	Name, Opponent (Date)	Avg.
1. 297 (20)	Tyrell Fenroy at ULM (10/4/08)	14.9
2. 271 (26)	Brian Mitchell vs. Colorado State (11/21/87)	10.4
3. 261 (-)	F.G. Mixon at Stephen F. Austin (10/27/51)	--
4. 232 (27)	Brian Mitchell vs. Arkansas State (11/18/89)	8.6
5. 222 (12)	Dwayne Williams at Tulane (11/1/86)	18.5
6. 214 (29)	Brian Mitchell vs. Lamar (11/11/89)	7.4
7. 204 (33)	Darren Brister (Fr.-HS) vs. Arkansas State (10/12/96)	6.2
8. 194 (23)	Tyrell Fenroy vs. Kent State (9/20/08)	8.4
194 (27)	Charles Copes at Louisiana College (11/8/52)	7.2
10. 193 (22)	Brian Mitchell vs. ULM (9/30/89)	8.8
11. 191 (18)	Brian Mitchell (Fr.-HS) at Tulane (11/1/86)	10.6
12. 187 (28)	Kenyon Cotton vs. New Mexico State (10/14/95)	6.7
13. 186 (25)	Marcus Prier vs. Pacific (10/21/95)	7.4
14. 183 (20)	Tyrell Fenroy at Kansas State (9/27/08)	9.2
15. 178 (26)	Tyrell Fenroy vs. Arkansas State (11/25/06)	6.9
16. 177 (31)	Marcus Prier vs. New Mexico State (10/14/95)	5.7
17. 175 (19)	Michael Desormeaux at Middle Tennessee (11/10/07)	9.2
175 (35)	Thomas Jackson at Louisiana Tech (11/19/83)	5.0
19. 174 (14)	Michael Desormeaux (Fr.-RS) at Arkansas State (10/13/05)	12.4
20. 172 (34)	Tyrell Fenroy at Florida International (11/18/06)	5.1
21. 171 (30)	Eric Lindsey at Arkansas State (10/4/97)	5.7
22. 169 (17)	Billy Higginbotham vs. Stephen F. Austin (10/25/52)	9.9
23. 164 (20)	Tyrell Fenroy (Fr.-HS) at ULM (11/26/05)	8.2
24. 163 (15)	Tyrell Fenroy (Fr.-HS) vs. Northwestern State (9/17/05)	10.9
25. 162 (27)	Greg Davis at ULM (9/19/81)	6.0
162 (20)	Bill Bayard at Tampa (10/16/65)	8.1
27. 159 (21)	Michael Desormeaux vs. Troy (9/22/07)	7.6
159 (31)	Jerome Coleman at Idaho (10/20/01)	5.1
29. 156 (27)	Tyrell Fenroy (Fr.-HS) vs. Troy (10/29/05)	5.8
156 (24)	Brian Mitchell vs. Arkansas State (11/19/88)	6.5
31. 154 (21)	Brian Mitchell vs. Northern Illinois (11/4/89)	7.3
154 (23)	George Crowson vs. Louisiana Tech (11/4/50)	6.7
33. 153 (31)	Chester Johnson vs. Idaho (10/25/03)	9.3
34. 152 (19)	Jim Barton vs. Northwestern State (11/15/69)	8.0
35. 150 (17)	Michael Desormeaux vs. Kent State (9/20/08)	8.8
150 (28)	Tyrell Fenroy at Florida International (11/17/07)	5.4
150 (18)	Michael Desormeaux vs. North Texas (10/6/07)	8.3
150 (24)	Glen Floyd vs. Oklahoma State (9/6/86)	6.3
39. 149 (10)	Michael Desormeaux at ULM (10/4/08)	14.9
40. 147 (27)	Tyrell Fenroy (Fr.-HS) vs. Florida International (11/12/05)	5.4
41. 146 (16)	Michael Desormeaux at Southern Mississippi (8/30/08)	9.1
146 (23)	Kenyon Cotton vs. Utah State (10/22/94)	6.3
43. 145 (23)	Michael Desormeaux vs. Florida Atlantic (10/20/07)	6.3
145 (10)	Louis Roth vs. Corpus Christi (10/15/55)	14.5
45. 141 (27)	Kenyon Cotton at Louisiana Tech (9/28/96)	5.2
46. 139 (26)	Brian Mitchell at Tulane (10/29/88)	5.3
139 (19)	Thomas Jackson at Wichita State (9/28/85)	7.3
139 (31)	Rodney Smith at Lamar (10/15/79)	4.5
49. 138 (22)	Roland Henry at Chattanooga (9/26/70)	6.3
50. 137 (23)	Kenyon Cotton at UAB (10/19/96)	6.0
51. 136 (24)	Tyrell Fenroy vs. Ohio (9/8/07)	5.7
52. 135 (19)	Thomas Jackson at East Carolina (10/8/83)	7.1
53. 134 (28)	Brian Mitchell vs. Southern Miss (10/21/89)	4.8
134 (14)	Robbie Juul at Arkansas State (11/6/71)	9.6
134 (17)	Frank Foreman at East Texas State (9/29/56)	7.9
56. 133 (22)	Jerry Babb at North Texas (11/5/05)	6.1
133 (19)	Rodney Smith at Arkansas State (9/29/79)	7.0
58. 132 (-)	Jack Baker at Troy (10/6/51)	--
59. 131 (19)	Steve Gossen at Sam Houston State (9/21/58)	6.8
60. 130 (18)	Billy Higginbotham vs. Stephen F. Austin (10/24/53)	7.2
61. 129 (20)	John Bernard at ULM (11/7/98)	6.5
129 (11)	Barry Herbert vs. Tulsa (9/13/77)	11.7
129 (9)	Mike Northcutt vs. Texas-Arlington (11/1/75)	14.3
64. 128 (16)	Michael Desormeaux at Troy (11/22/08)	8.0
128 (22)	Tyrell Fenroy vs. Arkansas State (10/18/08)	5.8
128 (23)	Jim Barton at Pensacola Navy (9/28/68)	5.6
67. 127 (22)	Darren Brister vs. Jacksonville State (11/11/00)	5.8
68. 126 (22)	Tyrell Fenroy vs. UTEP (11/8/08)	5.7
69. 125 (11)	Tyjuan Hayes (Fr.-HS) at Texas A&M (9/15/90)	11.4
125 (8)	Louis Roth vs. East Texas State (10/1/55)	15.6
71. 124 (25)	Chester Johnson at ULM (11/20/04)	5.0
124 (19)	Lafayette Mitchell vs. Trinity (9/23/72)	16.5
73. 123 (15)	Michael Desormeaux at North Texas (10/11/08)	8.2
123 (7)	Tyrell Fenroy vs. North Texas (10/6/07)	17.6
123 (8)	Billy Higginbotham vs. McNeese State (11/21/53)	15.4
123 (21)	Charles Copes at Southern Miss (10/11/52)	5.9
77. 122 (-)	Steve Gossen vs. Sam Houston State (9/26/59)	--
122 (15)	Frank Foreman at Southern Arkansas (10/20/56)	8.1
122 (-)	F.G. Mixon at Troy (10/6/51)	--
80. 121 (21)	Darren Brister at Tulane (10/16/99)	5.8
121 (20)	Steve Mocek vs. Northern Illinois (9/10/94)	6.1
121 (21)	Brian Mitchell vs. Memphis (11/7/87)	5.8
83. 119 (25)	Aaron Fisher at Miami (9/11/93)	4.8
119 (10)	Lindsey Landry vs. Austin College (11/2/62)	11.9
85. 118 (19)	Tyrell Fenroy vs. ULM (11/24/07)	6.2
118 (27)	Tyrell Fenroy vs. ULM (12/2/06)	4.4
87. 117 (14)	Roland Henry vs. Doane (10/3/70)	8.4
117 (30)	Jim Barton vs. ULM (11/1/69)	3.9
89. 116 (21)	Michael Desormeaux at South Carolina (9/1/07)	5.5
116 (22)	Tyjuan Hayes at Arkansas (9/21/91)	5.3
116 (16)	Steve Mocek (Fr.-RS) vs. ULM (8/31/91)	7.3
116 (15)	Brian Mitchell vs. Northern Illinois (10/15/88)	7.7
116 (17)	Thomas Jackson vs. Idaho State (9/21/85)	6.8
116 (9)	Reggie Dupre vs. ULM (10/30/71)	12.9
95. 115 (13)	Jerome Coleman (So.-HS) vs. Tulane (10/7/00)	8.8
115 (10)	Louis Roth vs. Northwestern State (11/12/55)	11.5
115 (22)	Charles Copes vs. Stephen F. Austin (10/25/52)	5.2
98. 114 (19)	Undrea Sails vs. Southern (9/5/09)	6.0
114 (20)	Jerome Coleman (So.-HS) at Louisiana Tech (10/14/00)	5.8
114 (22)	Brian Mitchell vs. Rice (9/23/89)	5.2
101. 113 (14)	Tyrell Fenroy at (24) Tennessee (11/3/07)	8.1
113 (30)	Darren Brister at Washington State (10/9/99)	3.8
113 (23)	Kenyon Cotton vs. Northern Illinois (11/9/96)	4.9
113 (26)	Marcus Prier vs. Louisiana Tech (11/4/95)	4.3
113 (15)	Rodney Smith at Southern Illinois (9/8/79)	7.5
113 (22)	Jim Barton vs. McNeese State (11/22/69)	5.2
113 (10)	Lonny Price vs. Northwestern State (11/4/64)	11.3
108. 112 (15)	Jim Kemp at Louisiana College (9/16/67)	7.5
109. 111 (8)	Louis Roth vs. McNeese State (11/21/53)	13.9
110. 110 (15)	Tyrell Fenroy vs. Eastern Michigan (9/30/06)	7.3
110 (24)	Tyrell Fenroy at Houston (10/7/06)	4.6
112. 109 (19)	Travis Smothers at South Carolina (8/31/03)	5.7
109 (16)	Marcus Prier at Arkansas State (10/16/93)	6.8
114. 108 (24)	Jerome Coleman vs. Nicholls State (9/1/01)	4.5
108 (24)	Thomas Jackson at Rice (9/24/83)	4.5
108 (13)	F.G. Mixon vs. East Texas Baptist (9/23/50)	8.2
108 (16)	George Crowson vs. East Texas Baptist (9/23/50)	6.8
118. 107 (20)	Kenyon Cotton vs. Southern Miss (11/18/95)	5.4
107 (8)	Fred Fredericksen vs. Austin College (11/2/62)	13.4
120. 106 (18)	Darren Brister at ULM (11/7/98)	5.9
106 (17)	Robbie Gill (Fr.-HS) vs. Trinity (10/2/71)	6.2
122. 105 (21)	<b>Yobes Walker (Fr.-RS) vs. Florida Atlantic</b>	<b>5.0</b>
105 (24)	Darren Brister vs. Wofford (11/20/99)	4.4
105 (16)	Charles Copes vs. Troy (10/4/52)	6.6
125. 104 (14)	Tyrell Fenroy vs. North Carolina A&T (9/23/06)	7.4
104 (20)	Steve Mocek vs. UNLV (11/5/94)	5.2
104 (17)	Ed Blanco vs. Arkansas State (10/11/80)	6.1
128. 103 (22)	Elvis Joseph (Fr.-HS) vs. ULM (10/25/97)	4.7
103 (20)	Marcus Prier at Tulane (10/28/95)	5.2
103 (24)	Brian Mitchell vs. Tulsa (10/7/89)	4.3
131. 102 (22)	Tyrell Fenroy (Fr.-HS) at North Texas (11/5/05)	4.6
102 (13)	Richard Pannell (Fr.-RS) vs. Tulsa (10/11/86)	7.8
102 (23)	Thomas Jackson at UNLV (10/26/85)	4.6
102 (20)	Don Wallace (Fr.-HS) at Lamar (11/14/81)	5.1
102 (16)	Raymond Lation vs. Arkansas State (11/6/76)	6.4
102 (11)	Frank Foreman vs. Arkansas State (10/16/54)	9.3
137. 101 (19)	Michael Desormeaux vs. Ohio (9/8/07)	5.3
101 (4)	Jerry Babb at Kansas State (9/18/04)	25.3
101 (16)	Kenyon Cotton vs. Arkansas State (10/8/94)	6.3
101 (21)	Steve Mocek vs. Louisiana Tech (11/27/93)	4.8
101 (13)	Mark Speyrer vs. Abilene Christian (10/7/72)	7.8
101 (15)	Delbert Deville vs. Abilene Christian (10/7/72)	6.7
101 (12)	Robbie Juul vs. Southeastern Louisiana (9/16/72)	8.4
101 (7)	Billy Higginbotham vs. Troy (10/4/52)	14.4
145. 100 (24)	Tyrell Fenroy at Middle Tennessee (11/10/07)	4.2
100 (11)	Jerry Babb at ULM (11/26/05)	9.1
100 (17)	John Bernard vs. Western Kentucky (11/21/98)	5.9
100 (26)	Brian Mitchell at ULM (10/24/87)	3.8
100 (14)	George Roussel vs. St. Norbert (11/8/69)	7.1
100 (18)	Charles Copes vs. Louisiana College (11/7/53)	5.6



# top PERFORMANCES

record book



Eric Rekieta (2002-03) threw for a school record 473 yards against La.-Monroe in 2003



A month after Eric Rekieta's performance, freshman Jerry Babb (2003-06) threw for 435 yards with four TD's in a 57-51 four-overtime thriller at Middle Tennessee.

## 200-YARD PASSING PERFORMANCES SINCE 1950

Current players in bold

Yards	Name, Opponent (Date)	A-C-TD-I
1. 473	Eric Rekieta vs. ULM (10/11/03)	54-33-4-2
2. 435	Jerry Babb at Middle Tennessee (11/15/03)	56-37-4-1
3. 407	Jon Van Cleave at Idaho (10/20/01)	35-27-3-1
4. 396	Jon Van Cleave at Middle Tennessee (10/19/02)	41-28-2-1
5. 371	Jake Delhomme vs. Louisiana Tech (11/4/95)	40-27-3-1
6. 344	Dwight Prudhomme vs. ULM (11/6/82)	31-22-2-1
7. 338	Jon Van Cleave at North Texas (11/10/01)	66-34-1-1
8. 334	Jerry Babb at New Mexico State (10/9/04)	45-29-2-0
9. 329	Jon Van Cleave vs. New Mexico State (11/17/01)	43-26-4-1
10. 327	Jerry Babb at Louisiana Tech (9/11/04)	53-31-1-2
11. 319	Jake Delhomme vs. Northern Illinois (11/9/96)	32-22-5-0
12. 313	Brian Mitchell at Southern Miss (10/21/89)	30-16-1-1
13. 311	Jake Delhomme at Arkansas (11/11/95)	43-24-2-3
14. 308	Roy Henry vs. Pacific (10/23/76)	31-19-2-1
15. 302	Jerry Babb at Florida International (10/2/04)	42-30-1-1
16. 301	Jake Delhomme vs. Houston (10/5/96)	35-16-1-1
17. 300	Jake Delhomme at Louisiana Tech (9/28/96)	34-19-1-0
18. 299	Lance Domec at Middle Tennessee (11/1/8/00)	45-28-3-0
19. 297	George Cousan at Northwestern State (11/14/70)	27-14-3-1
20. 293	Dwight Prudhomme vs. Louisiana Tech (11/13/82)	40-21-2-0
21. 292	Jake Delhomme vs. Arkansas State (10/12/96)	28-19-3-1
22. 285	Brian Mitchell at Louisiana Tech (10/8/88)	35-16-2-1
23. 284	Jon Van Cleave at Houston (9/14/02)	44-23-1-1
24. <b>283</b>	<b>Chris Masson vs. Southern (9/5/09)</b>	<b>24-18-2-0</b>
25. 282	Jon Van Cleave vs. Tulane (10/7/00)	31-16-1-1
282	Brian Mitchell vs. Central Michigan (9/9/89)	30-15-1-0
282	Jake Delhomme at UAB (10/19/96)	38-18-4-3
28. 278	Jake Delhomme vs. Troy (9/17/94)	46-22-2-2
278	Jake Delhomme at Southern Miss (9/21/96)	36-21-1-0
30. 275	Jake Delhomme at Northern Illinois (9/23/95)	31-15-2-0
31. 271	Barton Folsie at Arkansas (9/5/98)	30-16-1-1
32. 266	Jake Delhomme vs. UAB (9/9/95)	19-13-1-0
33. 261	Jon Van Cleave at Arkansas State (10/13/01)	40-29-2-1
261	George Coussan vs. Tampa (11/7/70)	39-18-1-2
35. 258	Jake Delhomme at Memphis (9/16/95)	37-15-3-1
36. 257	Jake Delhomme vs. Memphis (10/26/96)	40-24-0-3
37. 256	Eric Rekieta vs. Arkansas State (11/9/02)	33-25-1-1
256	George Coussan vs. Lamar (10/24/70)	24-10-1-1
39. 255	Jake Delhomme at Virginia Tech (11/2/96)	34-17-1-2
40. <b>254</b>	<b>Chris Masson at FIU (10/31/09)</b>	<b>36-22-1-1</b>
254	Jake Delhomme at Texas Tech (11/16/96)	42-19-1-2
42. 253	Michael Desormeaux vs. Kent State (9/20/08)	22-15-1-0
253	Don Wallace at McNeese State (11/10/84)	28-16-0-1
253	Brian Mitchell vs. Southern Miss (10/22/88)	39-20-2-1
45. <b>252</b>	<b>Chris Masson vs. La.-Monroe (11/21/09)</b>	<b>27-16-0-0</b>
252	Roy Henry vs. Southern Illinois (10/15/77)	45-18-0-2
252	Jake Delhomme at Arkansas State (10/7/95)	28-20-2-1
48. 250	Brian Mitchell vs. Tulane (9/16/89)	32-15-0-2
49. 249	Jake Delhomme at Tulane (10/28/95)	40-21-1-2
50. 248	Jake Delhomme at San Jose State (9/24/94)	36-16-2-3
51. 247	Jon Van Cleave vs. Idaho (11/2/02)	32-17-2-1
52. 243	Michael Desormeaux vs. Middle Tennessee (12/308)	25-18-4-0
243	Barry Pollard vs. San Jose State (11/22/74)	44-23-0-3
54. 242	Jon Van Cleave vs. UAB (9/21/02)	23-16-1-0
55. 237	Roy Henry vs. Louisiana Tech (10/23/76)	34-18-2-1
56. 235	Roy Henry vs. Tulsa (9/3/77)	22-13-4-0
235	Jake Delhomme vs. Pacific (10/21/95)	22-13-3-0
58. 234	Michael Desormeaux vs. Ohio (9/8/07)	26-16-2-0
59. 232	Jon Van Cleave vs. North Texas (10/26/02)	41-21-0-1
60. 230	Jon Van Cleave vs. Middle Tennessee (9/29/01)	37-25-1-1
230	Jerry Babb at Troy (11/4/06)	29-16-2-1
62. <b>229</b>	<b>Chris Masson at Arkansas State (11/7/09)</b>	<b>40-28-0-0</b>
63. 228	Jon Van Cleave at New Mexico State (10/12/02)	30-22-2-0
228	Jerry Babb at Eastern Michigan (9/10/05)	21-29-0-0
65. 226	Jake Delhomme vs. Southern Miss (11/18/95)	36-18-0-1
226	Jon Van Cleave vs. ULM (10/27/01)	33-20-1-0
67. 225	Eric Rekieta at Oklahoma State (10/4/03)	37-25-0-1
68. 224	Phil Reynolds at North Texas (10/4/80)	24-15-2-2
69. 222	Jake Delhomme vs. Memphis (9/18/93)	27-19-2-0
222	Jerry Babb vs. Northwestern State (9/17/05)	18-28-3-2
71. <b>220</b>	<b>Chris Masson at Middle Tennessee (11/14/09)</b>	<b>43-25-1-1</b>
220	Brian Mitchell vs. Southern Miss (11/28/87)	21-13-3-0
220	Jon Van Cleave at Arizona State (10/6/01)	44-19-1-1
74. 219	Brian Mitchell vs. Sam Houston State (9/16/88)	29-15-2-0
219	Jake Delhomme at UNLV (11/20/93)	26-14-3-0
219	Jake Delhomme vs. Louisiana Tech (11/27/93)	25-19-0-1
77. 218	Lance Domec at Arkansas State (10/4/97)	20-17-3-0
78. 217	Michael Desormeaux at North Texas (10/11/08)	20-14-3-1
217	Roy Henry at Louisiana Tech (10/15/77)	36-16-3-3
217	Curt Calderera at Louisiana Tech (10/26/81)	35-16-2-0
217	James Freeman vs. Nicholls State (9/8/90)	23-12-2-2
82. 216	Michael Desormeaux vs. FIU (11/1/08)	19-13-2-0
83. 214	Don Wallace vs. East Carolina (11/3/84)	21-14-2-1
84. 213	Jake Delhomme at (4) Florida (8/31/96)	24-11-2-4
85. 212	Derek Dyer at Arkansas State (11/30/99)	31-17-1-1
86. 210	Barton Folsie at UAB (10/3/98)	36-17-0-2
87. <b>209</b>	<b>Chris Masson vs. Florida Atlantic (10/24/09)</b>	<b>30-19-1-1</b>
88. 208	Jerry Babb at Idaho (10/16/04)	42-17-1-1
208	Jake Delhomme at Southern Miss (10/15/94)	32-11-1-5
90. 206	Jake Delhomme vs. Northern Illinois (9/10/94)	20-8-1-0
91. 207	Jerry Babb vs. Florida International (11/8/03)	36-21-0-1
92. 205	Brian Mitchell vs. Colorado State (11/21/87)	21-13-0-1
93. <b>204</b>	<b>Chris Masson at Western Kentucky (10/17/09)</b>	<b>25-16-2-0</b>
204	Curt Calderera vs. North Texas (9/26/81)	20-8-1-0
95. 202	Jerry Babb vs. Eastern Michigan (9/30/06)	21-17-2-0
96. 200	Michael Desormeaux at (24) Illinois (9/13/08)	35-25-1-0

# top PERFORMANCES



Brandon Stokley (1995-98) posted a school-record 19 100-yard games during his career.



New Orleans native Fred Stamps (2000-03) became just the second player in school history to record a 200-yard game, catching 13 passes for 201 yards against Middle Tennessee in 2003.

## 100-YARD RECEIVING PERFORMANCES SINCE 1950

Current players in bold


Yards (Rec.)	Name, Opponent (Date)	TD
1. 220 (8)	Willie Culpepper at McNeese State (11/15/86)	1
2. 201 (13)	Fred Stamps at Middle Tennessee (11/15/03)	3
3. 198 (8)	Fred Stamps vs. ULM (10/11/03)	2
4. 190 (10)	Brandon Stokley at Louisiana Tech (9/28/96)	1
5. 189 (9)	Brandon Stokley vs. Houston (10/5/96)	1
6. 181 (7)	Brandon Stokley at (19) Tulane (10/31/98)	3
7. 176 (6)	Brandon Stokley at Northern Illinois (9/23/95)	1
8. 168 (4)	Donald Richard vs. Northern Illinois (9/10/94)	1
9. 164 (8)	Quent McCollum vs. Southern Miss (10/21/89)	0
10. 163 (3)	Clarence Verdin at Texas-Arlington (10/16/82)	1
11. 156 (9)	Dave Oliver vs. Pacific (10/23/76)	1
12. 155 (6)	Brandon Stokley at Memphis (9/16/95)	1
13. 154 (7)	Willie Culpepper vs. Northern Illinois (10/15/88)	0
14. 152 (7)	Brandon Stokley at Oklahoma State (11/14/98)	2
15. 151 (6)	Brandon Stokley at Arkansas (9/5/98)	0
16. 150 (4)	Tom Hauser vs. Southern Miss (9/12/70)	1
17. 148 (8)	Andre George at Middle Tennessee (10/19/02)	0
18. 147 (3)	Andre George vs. Tulane (10/7/00)	1
147 (12)	Brandon Stokley vs. Louisiana Tech (11/4/95)	2
20. 145 (6)	Marcus Carter at Tulane (10/9/93)	3
21. 143 (9)	Bill Sampy vs. Arkansas State (10/23/04)	1
143 (11)	Dave Oliver vs. Cincinnati (9/18/76)	0
143 (3)	Dave Oliver at Cincinnati (10/25/75)	1
24. 142 (10)	Nelson Schexnayder vs. Northwestern State (11/13/71)	1
25. 141 (9)	Wayde Butler at Central Michigan (9/7/91)	1
26. 140 (8)	Donald Richard at Southern Miss (9/21/96)	0
27. 139 (4)	Fred Stamps at Houston (9/14/02)	1
139 (8)	Brandon Stokley vs. Northern Illinois (11/9/96)	1
29. 136 (6)	Quent McCollum at Tulsa (10/20/90)	1
30. 134 (8)	Fred Stamps vs. Arkansas State (11/9/02)	0
134 (9)	Fred Stamps at Middle Tennessee (10/19/02)	1
134 (8)	Wayde Butler vs. ULM (9/12/92)	1
33. 133 (10)	Brandon Stokley vs. Arkansas State (10/17/98)	1
34. 132 (6)	Willie Culpepper at Louisiana Tech (10/8/88)	2
35. 131 (7)	<b>Ladarius Green (TE) vs. La.-Monroe (11/21/09)</b>	0
131 (7)	Marcus Wilridge vs. Middle Tennessee (9/26/99)	1
37. 130 (7)	Luke Aubrey (TE) vs. Troy (11/28/09)	1
130 (10)	Brandon Stokley vs. Southern Miss (11/18/95)	0
130 (6)	John Falgout vs. Lamar (9/20/52)	2
40. 127 (6)	Donald Richard at Southern Miss (10/15/94)	1
127 (6)	Marcus Carter at UNLV (11/20/93)	1
127 (4)	Tom Hauser at Louisiana Tech (10/11/69)	1
43. 125 (7)	Kemmie Lewis at Idaho (10/16/04)	1
125 (9)	Brandon Stokley at Arkansas (11/11/95)	1
125 (4)	Nelson Schexnayder at Northwestern State (11/14/70)	2
46. 123 (3)	Jason Chery at North Texas (10/11/08)	3
123 (9)	Nick Dugas at Idaho (10/20/01)	1
123 (14)	Nick Dugas at Arkansas State (10/13/01)	1
123 (2)	Claude Charles vs. North Texas (9/26/81)	2
50. 122 (8)	Brandon Stokley at (4) Florida (8/31/96)	0
122 (6)	Pierre Perkins vs. East Carolina (11/3/84)	1
52. 120 (7)	Ulysses Abadie at Lamar (10/20/73)	0

53. 119 (5)	<b>Ladarius Green (TE) vs. Troy (11/28/09)</b>	2
119 (6)	Quent McCollum at Tulane (9/16/89)	1
55. 118 (5)	Fred Stamps at Oklahoma State (10/4/03)	0
56. 117 (6)	Donald Richard vs. Louisiana Tech (11/4/95)	0
57. 116 (3)	Donald Richard vs. UAB (9/9/95)	1
116 (5)	Calvin James (TE) at Hawai'i (10/1/77)	1
116 (3)	Nelson Schexnayder vs. Southeastern Louisiana (9/19/70)	1
60. 115 (7)	<b>Marlin Miller vs. Florida Atlantic (10/24/09)</b>	1
115 (7)	Fred Stamps at Texas A&M (8/31/02)	1
115 (9)	Brandon Stokley at Arkansas State (10/7/95)	1
115 (8)	Quent McCollum vs. Southern Miss (10/22/88)	1
64. 114 (3)	Rodney Smith vs. Louisiana Tech (10/7/78)	1
65. 113 (7)	Brandon Stokley at Tulane (10/28/95)	1
113 (8)	Marcus Carter vs. Memphis (9/18/93)	0
67. 111 (5)	Fred Stamps vs. UAB (9/21/02)	1
111 (2)	Dave Oliver vs. McNeese State (11/27/76)	2
69. 110 (5)	Fred Stamps at Idaho (10/20/01)	0
110 (8)	Brandon Stokley vs. Western Kentucky (11/21/98)	1
110 (7)	Claude Charles at Louisiana Tech (10/26/81)	2
72. 109 (8)	Bill Sampy at New Mexico State (10/9/04)	2
109 (6)	Andre George vs. Idaho (11/2/02)	1
109 (4)	Mickey Bergeron vs. Lamar (10/26/68)	1
75. 108 (7)	Brandon Stokley vs. Arkansas State (10/12/96)	2
76. 107 (7)	Jason Chery vs. ULM (11/24/07)	0
107 (8)	Bill Sampy at Louisiana Tech (9/11/04)	1
107 (4)	Marcus Wilridge vs. Nicholls State (9/1/01)	0
107 (7)	Marcus Carter at Miami (9/11/93)	0
107 (8)	Quent McCollum vs. Alabama (10/6/90)	0
81. 106 (6)	Desmond Williams vs. Louisiana Tech (11/15/97)	1
106 (3)	Leonard Kleinpeter at Lamar (10/30/65)	2
83. 105 (6)	Willie Culpepper vs. Southern Miss (11/28/87)	2
84. 104 (8)	Bill Sampy at ULM (11/20/04)	1
104 (5)	Marcus Wilridge vs. Tulane (10/7/00)	0
86. 103 (3)	Brandon Stokley vs. Northwestern State (9/12/98)	1
103 (4)	<b>Jim Kemp (FB) vs. Arkansas State (11/9/68)</b>	1
88. 102 (7)	Derrick Smith vs. North Texas (11/11/06)	1
102 (6)	Bill Sampy vs. ULM (10/11/03)	1
102 (6)	Franco Smith at Arkansas State (10/4/97)	2
102 (6)	Donald Richard vs. Northern Illinois (11/9/96)	1
102 (8)	Donald Richard at Tulane (10/28/95)	0
93. 101 (2)	Jason Chery at Arkansas State (10/13/07)	1
101 (5)	Andre George at Middle Tennessee (11/18/00)	0
101 (2)	Clarence Verdin at Rice (9/24/83)	1
101 (6)	Curtis Calhoun (TE) at North Texas (10/4/80)	2
97. 100 (7)	Fred Stamps vs. New Mexico State (11/17/01)	2



# top PERFORMANCES

record book



JAKE DELHOMME



BRANDON STOKLEY



DONALD RICHARD

## 100-YARD RUSHER/RECEIVER SAME GAME


- |  |   |
|--|---|
| <ol style="list-style-type: none"> <li>1. <b>September 24, 1983 at Rice (L, 21-22)</b><br/>Rusher: Thomas Jackson (24 att, 108 yds)<br/>Receiver: Clarence Verdin (2 rec, 101 yds, 1 TD)</li> <li>2. <b>October 15, 1988 vs. Northern Illinois (W, 45-0)</b><br/>Rusher: Brian Mitchell-QB (15 att, 116 yds)<br/>Receiver: Willie Culppepper (7 rec, 154 yds)</li> <li>3. <b>October 21, 1989 at Southern Miss (W, 24-21)</b><br/>Rusher: Brian Mitchell-QB (28 att, 134 yds)<br/>Receiver: Quent McCollum (8 rec, 164 yds)</li> <li>4. <b>September 11, 1993 at Miami (L, 28-29)</b><br/>Rusher: Aaron Fisher (25 att, 119 yds)<br/>Receiver: Marcus Carter (7 rec, 107 yds)</li> <li>5. <b>September 10, 1994 vs. Northern Illinois (W, 29-9)</b><br/>Rusher: Steve Mocek (20 att, 121 yds)<br/>Receiver: Donald Richard (4 rec, 168 yds, 1 TD)</li> <li>6. <b>October 28, 1995 at Tulane (W, 32-28)</b><br/>Rusher: Marcus Prier (26 att, 103 yds)<br/>Receiver: Brandon Stokley (7 rec, 113 yds, 1 TD);<br/>Donald Richard (8 rec, 102 yds)</li> <li>7. <b>November 4, 1995 vs. Louisiana Tech (W, 40-33)</b><br/>Rusher: Marcus Prier (26 att, 113 yds)<br/>Receiver: Brandon Stokley (12 rec, 147 yds, 2 TD);<br/>Donald Richard (6 rec, 117 yds)</li> <li>8. <b>November 18, 1995 vs. Southern Miss (L, 32-35)</b><br/>Rusher: Kenyon Cotton (20 att, 107 yds)<br/>Receiver: Brandon Stokley (10 rec, 130 yds)</li> <li>9. <b>September 28, 1996 at Louisiana Tech (W, 37-31)</b><br/>Rusher: Kenyon Cotton (27 att, 141 yds)<br/>Receiver: Brandon Stokley (10 rec, 190 yds, 1 TD)</li> <li>10. <b>October 12, 1996 vs. Arkansas State (W, 42-33)</b><br/>Rusher: Darren Brister (33 att, 204 yds)<br/>Receiver: Brandon Stokley (7 rec, 108 yds, 2 TD)</li> <li>11. <b>November 9, 1996 vs. Northern Illinois (W, 45-31)</b><br/>Rusher: Kenyon Cotton (23 att, 113 yds)<br/>Receiver: Brandon Stokley (8 rec, 139 yds, 1 TD);<br/>Donald Richard (6 rec, 102 yds, 1 TD)</li> </ol> | <ol style="list-style-type: none"> <li>12. <b>October 4, 1997 at Arkansas State (W, 41-38)</b><br/>Rusher: Eric Lindsey (30 att, 171 yds)<br/>Receiver: Franco Smith (6 rec, 102 yds, 2 TD)</li> <li>13. <b>October 25, 1997 at ULM (L, 21-28 OT)</b><br/>Rusher: Elvis Joseph (22 att, 103 yards)<br/>Receiver: Marcus Wilridge (4 rec, 123 yds, 1 TD)</li> <li>14. <b>November 11, 1998 vs. WKU (L, 24-38)</b><br/>Rusher: John Bernard (17 att, 100 yds)<br/>Receiver: Brandon Stokley (8 rec, 110 yds, 1 TD)</li> <li>15. <b>October 7, 2000 vs. Tulane (L, 37-38)</b><br/>Rusher: Jerome Coleman (13 att, 115 yds)<br/>Receiver: Andre George (3 rec, 147 yds, 1 TD);<br/>Marcus Wilridge (5 rec, 104 yds)</li> <li>16. <b>September 1, 2001 vs. Nicholls State (W, 20-0)</b><br/>Rusher: Jerome Coleman (24 attempts, 108 yards)<br/>Receiver: Marcus Wilridge (4 receptions, 107 yards)</li> <li>17. <b>October 20, 2001 at Idaho (W, 54-37)</b><br/>Rusher: Jerome Coleman (31 attempts, 159 yards)<br/>Receiver: Nick Dugas (9 receptions, 123 yards, 1 TD);<br/>Fred Stamps (5 receptions, 110 yards)</li> <li>18. <b>November 20, 2004 at ULM (L, 10-13)</b><br/>Rusher: Chester Johnson (25 attempts, 124 yards)<br/>Receiver: Bill Sampy (8 receptions, 104 yards, 1 TD)</li> <li>19. <b>November 24, 2007 vs. ULM (L, 11-17)</b><br/>Rusher: Tyrell Fenroy (19 attempts, 118 yards, 1TD)<br/>Receiver: Jason Chery (7 receptions, 107 yards)</li> <li>20. <b>October 11, 2008 at North Texas (W, 59-30)</b><br/>Rusher: Michael Desormeaux-QB (15 attempts, 123 yards, 1TD)<br/>Receiver: Jason Chery (3 receptions, 123 yards, 3TD)</li> <li>21. <b>October 24, 2009 vs. Florida Atlantic (L, 29-51)</b><br/>Rusher: Yobes Walker (21 attempts, 105 yards)<br/>Receiver: Marlin Miller (7 receptions, 115 yards, 1TD)</li> </ol> |
|--|---|

## 300-YARD PASSER 100-YARD RUSHER/RECEIVER IN SAME GAME

1. **October 21, 1989 at Southern Miss (W, 24-21)**  
Passer: Brian Mitchell (313)  
Rusher: Brian Mitchell (134)  
Receiver: Quent McCollum (164)
2. **November 4, 1995 vs. Louisiana Tech (W, 40-33)**  
Passer: Jake Delhomme (371)  
Rusher: Marcus Prier (113)  
Receiver: Brandon Stokley (147)  
Receiver: Donald Richard (117)
3. **September 28, 1996 at Louisiana Tech (W, 37-31)**  
Passer: Jake Delhomme (300)  
Rusher: Kenyon Cotton (141)  
Receiver: Brandon Stokley (190)
4. **November 9, 1996 vs. Northern Illinois (W, 45-31)**  
Passer: Jake Delhomme (319)  
Rusher: Kenyon Cotton (113)  
Receiver: Brandon Stokley (139)  
Receiver: Donald Richard (102)
5. **October 20, 2001 at Idaho (W, 54-37)**  
Passer: Jon Van Cleave (407)  
Rusher: Jerome Coleman (159)  
Receiver: Nick Dugas (123)  
Receiver: Fred Stamps (110)

## top 10 scoring quarterback/receiving combinations

Quarterback/Receiver	TD		
1. Jake Delhomme/Donald Richard (1994-96)	20	7. Michael Desormeaux/Jason Chery (2005-08)	7
2. Jake Delhomme/Brandon Stokley (1995-96)	15	Jerry Babb/Bill Sampy (2003-05)	7
3. Roy Henry/David Oliver (1975-76)	12	Tyjuan Hayes/Wayde Butler (1991-92)	7
4. Jon Van Cleave/Fred Stamps (2001-02)	9	10. Eric Rikieta/Fred Stamps (2002-03)	6
Brian Mitchell/Willie Culppepper (1986-88)	9	Jon Van Cleave/Andre George (2000-02)	6
Jack Herron/Charles Gaudin (1951)	9	O'Neal Weber/Leonard Kleinpeter (1965-66)	6
		Allen Meyers/John Falgout (1952)	6



Local artist Tony Bernard captured running back Tyrell Fenroy's amazing career with a painting of No. 32, available online.

# cajun field RECORDS

"the swamp"

**Cajun Field** enters its 40th season as the home of Ragin' Cajuns football. UL holds an all-time mark of 113-94-2 at Cajun Field.

Attendance numbers have spiked in recent years, as three of the six highest attended games ever have occurred in the last three seasons (including a new stadium record of 41,357 vs. Southern in 2009).

Those attendance figures also rank No. 1, No. 2 and No. 8 on the largest home stadium attendance in Sun Belt Conference history.

Cajun Field hosted the 1,000th Cajuns game in school history on Nov. 1, 2008 before a Sun Belt Conference game-record crowd of 29,031. In fact, eight of the 18 best conference game crowds have occurred at Cajun Field.

UL was the SBC Attendance Champion in 2004 and 2008.

With a 4-1 record at home in '08 and one of the nation's top offenses, the Cajuns posted their best home average since 1996 with 21,468 per game.

The Cajuns have been .500 or better at home in seven of eight seasons under head coach **Rickey Bustle**.

In addition, attendance for the first four seasons under Bustle increased 41 percent over the preceding four-year period.

From 2003-04, Louisiana won six straight home games, the fourth longest streak at Cajun Field.

Louisiana has enjoyed plenty of memorable moments since the venue opened in 1971.

The greatest of those moments came during the 1996 season when the Ragin' Cajuns opened their 26th season in the facility with the biggest upset in school history, a 29-22 victory over No. 25 Texas A&M in front of a then-record crowd of 38,783 fans.

That mark surpassed the previous record crowd of 36,133 that saw the Cajuns face the Alabama Crimson Tide on Oct. 6, 1990.

"The Swamp" has been the site of much success with four consecutive 4-1 records from 1993-96. The school record for wins at Cajun Field in a season is seven, set during the 1976 season, one of two undefeated seasons at "The Swamp."

Cajun Field boasts 2,577 chairback seats and bleacher seating to the capacity of another 28,423, giving "The Swamp" a seating capacity of 31,000. General admission seating on the hills in both end zones give fans the opportunity to overflow the stadium.

Cajun Field was built in time for the 1971 football season. The characteristics which helped create the name and traditions have been there since the initial construction.

For the first 17 years, Louisiana's football stadium was simply known as Cajun Field. In the summer of 1988, then-Strength & Conditioning Coach Mickey Faulkinberry suggested referring to Cajun Field as "The Swamp".

The name stuck for various reasons. To start, the field surface is set two feet below sea level in a natural bowl. In addition to providing a picturesque surrounding, the sunken facility allows most fans to walk down to their stadium seats. The Cajuns and their opponents must enter Cajun Field through a long tunnel from the Cox Communications Athletic Center.

"The Swamp" nickname also fits in with the geographic makeup of the area, with its many surrounding bayous and wetlands, as well as the close proximity to the Gulf of Mexico, which lies just 30 miles south.

In fact, a popular gathering place for Louisiana students and a regular stop for visitors is the small swamp located in the heart of UL's main campus, which sits adjacent to the Student Union. Ironically, the on-campus swamp, officially named Cypress Lake, lays over the original football field that existed during the early 1900's, adding to the distinct nickname.

The National Wetlands Center, a nationally renown research facility that UL hosts and administers, is located less than a half-mile from Cajun Field.

In the summer of 2008, Cajun Field removed its long-standing natural grass and entered a new era with a synthetic playing surface.

## Cajun Field at a Glance

<b>Playing Surface</b>	Pro Grass Synthetic Turf System
<b>Seating Capacity</b>	31,000
<b>Record at Cajun Field</b>	113-94-2 (.542)
<b>1971-79</b>	28-28-1 (.500)
<b>1980-89</b>	35-14 (.714)
<b>1990-99</b>	24-24-1 (.500)
<b>2000-09</b>	26-27 (.458)
<b>Record under Rickey Bustle</b>	24-20 (.546)
<b>Sun Belt Conference Record</b>	17-15 (.531)
<b>Record in Home Openers</b>	20-19 (.513)
<b>Herbert Heymann Classic Record</b>	6-3 (.667)
<b>.500 or Better Seasons</b>	27
<b>Longest Winning Streak</b>	11 games (Sept. 11, 1976–Oct. 15, 1977)
<b>Longest Losing Streak</b>	7 games (Sept. 6, 1997–Sept. 12, 1998)
<b>Most Wins, Season</b>	7 (1976, 7-0)
<b>Most Losses, Season</b>	6 (1997, 0-6)
<b>First Game</b>	Sept. 25, 1971, vs. Santa Clara, W, 21-0
<b>Largest Margin of Victory</b>	Oct. 15, 1988, vs. Northern Illinois, W, 45-0
<b>Most Points (by the Cajuns)</b>	Sept. 9, 1995, vs. UAB, W, 56-21
<b>Most Points (both teams)</b>	Nov. 17, 2001, vs. New Mexico St., L, 46-49
<b>Largest Crowd</b>	41,357 vs. Southern, Sept. 5, 2009
<b>Largest Sun Belt Crowd</b>	29,031 vs. FIU, Nov. 1, 2008

## All-Time Homecoming History

Date	Opponent	Result	Date	Opponent	Result
10/24/09	Florida Atlantic	L, 29-31	11/12/77	Northwestern State	L, 13-20
11/1/08	FIU	W, 49-20	11/6/76	Arkansas State	W, 23-14
10/20/07	Florida Atlantic	L, 32-39 (OT)	11/1/75	Texas-Arlington	W, 35-32
10/28/06	Middle Tennessee	L, 20-34	10/26/74	Chattanooga	W, 21-20
10/29/05	Troy	W, 31-28 (OT)	11/10/73	Northwestern State	L, 10-20
10/23/04	Arkansas State	W, 27-24	11/4/72	Santa Clara	L, 7-27
10/11/03	La.-Monroe	L, 42-45	10/31/71	La.-Monroe	W, 31-7
11/2/02	Idaho	W, 31-28	11/7/70	Tampa	L, 38-50
10/27/01	La.-Monroe	W, 17-12	11/15/69	Northwestern State	L, 28-33
10/7/00	Tulane	L, 37-38	10/26/68	Lamar	W, 20-14
10/23/99	La.-Monroe	L, 7-31	10/28/67	La.-Monroe	L, 6-17
10/17/98	Arkansas State	W, 21-19	10/15/66	Louisiana Tech	W, 21-12
10/25/97	La.-Monroe	L, 21-28 (OT)	11/13/65	Northwestern State	W, 41-7
10/12/96	Arkansas State	W, 42-31	10/17/64	Tampa	W, 37-6
10/14/95	New Mexico State	W, 43-26	10/26/63	Louisiana College	W, 7-6
10/8/94	Arkansas State	W, 26-0	10/13/62	Tampa	T, 14-14
10/30/93	San Jose State	W, 24-13	11/11/61	Northwestern State	L, 14-27
11/7/92	Northern Illinois	L, 15-23	10/29/60	La.-Monroe	W, 8-7
10/5/91	Miami (Ohio)	L, 14-27	11/14/59	Northwestern State	W, 34-14
11/3/90	Southern Miss	L, 13-14	10/11/58	Louisiana Tech	L, 0-33
10/7/89	Tulsa	W, 21-13	11/9/57	Northwestern State	L, 0-19
10/15/88	Northern Illinois	W, 45-0	10/27/56	Louisiana Tech	L, 6-33
11/7/87	Memphis	W, 31-7	11/12/55	Northwestern State	W, 27-13
10/25/86	Stephen F. Austin	W, 28-14	10/30/54	Louisiana Tech	W, 25-0
10/12/85	East Carolina	W, 16-14	11/7/53	Louisiana College	W, 19-6
11/3/84	East Carolina	W, 42-24	11/1/52	Louisiana Tech	T, 19-19
11/19/83	Louisiana Tech	W, 13-9	11/17/51	Northwestern State	W, 41-26
11/6/82	La.-Monroe	W, 40-26	11/4/50	Louisiana Tech	W, 41-13
11/7/81	Texas-Arlington	L, 7-23	11/19/49	Northwestern State	W, 27-14
11/15/80	Louisiana Tech	W, 27-9	10/30/48	Louisiana Tech	L, 14-24
11/10/79	Texas-Arlington	L, 10-24	10/25/47	Louisiana College	W, 38-7
11/4/78	Arkansas State	L, 6-16	11/2/46	Louisiana Tech	L, 6-34
			<b>64-Year Record</b>		<b>37-25-2 (.594)</b>

## Homecoming Facts

<b>Most Common Opponent</b>	10 games vs. Louisiana Tech/Northwestern State
<b>Most Common HC Date</b>	November 7 (Played five times, '53, '70, '81, '87, '92)
<b>Most Victories Against</b>	Arkansas State (5-1), Louisiana Tech (5-4-1), Northwestern State (5-5)
<b>Longest Winning Streak</b>	Eight (1982-89)
<b>Longest Losing Streak</b>	Three (1956-58, 1977-79, 1990-92)
<b>Largest Margin of Victory</b>	45, 10/15/88 vs. Northern Illinois (45-0)
<b>Largest Margin of Defeat</b>	33, 10/11/58 vs. Louisiana Tech (0-33)
<b>HC Queens Since 2000</b>	Natalie Camel, '09; Leslie Saloom, '08; Susan Edney, '07; Lynetria Johnson, '06; Christal Raye Grogan, '05; Familayo Rita, '04; Shanea Morrison, '03; Jessica Clarke, '02; Annie Winngate, '01; Cherri Duhon, '00





# cajun field RECORDS

"the swamp"

## TOTAL OFFENSE RECORDS

### Most Points

**Cajuns:** 30 by Brian Mitchell vs. Lamar (1989)  
**Opponent:** 24 by Marshall Higginbotham, McNeese State (1973);  
 Marquis Williams, ULM (1997); Lance Dunbar, North Texas (2009)

### Most Touchdowns

**Cajuns:** 5 by Brian Mitchell vs. Lamar (1989)  
**Opponent:** 4 by Marshall Higginbotham, McNeese State (1973);  
 Marquis Williams, ULM (1997); Lance Dunbar, North Texas (2009)

### Most PATs Made

**Cajuns:** 8 by Mike Shafer vs. UAB (1995)  
**Opponent:** 9 by Marty Kent, Louisiana Tech (1997)

### Most PATs Attempted

**Cajuns:** 8 by Mike Shafer vs. UAB (1995)  
**Opponent:** 9 by Marty Kent, Louisiana Tech (1997)

### Most Field Goals Made

**Cajuns:** 5 by Rafael Septien vs. San Jose State (1974);  
 Mike Lemoine vs. CMU (1989)  
**Opponent:** 6 by Philip Doyle, Alabama (1990)

### Most Field Goals Attempted

**Cajuns:** 5 by Rafael Septien vs. San Jose State (1974);  
 Mike Lemoine vs. CMU (1989)  
**Opponent:** 6 by Philip Doyle, Alabama (1990)

### Longest Field Goal

**Cajuns:** 57 yards by Rafael Septien vs. Lamar (1974)  
**Opponent:** 52 yards by Sergio Lopez-Chavero, Wichita State (1984)

## PASSING RECORDS

### Most Pass Attempts

**Cajuns:** 54 by Eric Rekieta vs. ULM (2003)  
**Opponent:** 57 by Giovanni Vizza, North Texas (2007)

### Most Completions

**Cajuns:** 33 by Eric Rekieta vs. ULM (2003)  
**Opponent:** 35 by Giovanni Vizza, North Texas (2007)

### Most Passing Yards

**Cajuns:** 473 by Eric Rekieta vs. ULM (2003)  
**Opponent:** 438 by Daunte Culpepper, UCF (1998)

### Most Touchdowns

**Cajuns:** 5 by Jake Delhomme vs. Northern Illinois (1996)  
**Opponent:** 5 by Tim Rattay, Louisiana Tech (1997);  
 Trevor Vittatoe, UTEP (2008)

### Most Interceptions Thrown

**Cajuns:** 4 by Jerry Babb vs. Middle Tennessee (2006);  
 Ken Boynick vs. Northwestern State (1973);  
 Phil Reynolds vs. Arkansas State (1980)  
**Opponent:** 6 by Richard Williams, UNLV (1987)

### Longest Pass

**Cajuns:** 95 yards; Randy Fontenot to Harold Porter vs.  
 Chattanooga (1974) (TD)  
**Opponent:** 82 yards; Cleo Lemon to Ron Teat, Arkansas State (1998);  
 Tim Rattay to Troy Edwards, Louisiana Tech (1997) (TD)

## RUSHING RECORDS

### Most Attempts

**Cajuns:** 35 by Thomas Jackson vs. Louisiana Tech (1983)  
**Opponent:** 39 by Clarence Robinson, Southern Illinois (1978)

### Most Yards

**Cajuns:** 271 by Brian Mitchell vs. Colorado State (1987)  
**Opponent:** 264 by Bobby Ray Tell, Louisiana Tech (1999)

### Most Touchdowns

**Cajuns:** 5 by Brian Mitchell vs. Lamar (1989)  
**Opponent:** 4 by Marshall Higginbotham, McNeese State (1973);  
 Marquis Williams, ULM (1997); Lance Dunbar, North Texas (2009)

### Longest Run

**Cajuns:** 80 yards; Mike Northcutt vs. Texas-Arlington (1975) (TD);  
 Jason Chery vs. Troy (2007) (TD)  
**Opponent:** 84 yards by Bobby Ray Tell, Louisiana Tech (1999) (TD)

## RECEIVING RECORDS

### Most Receptions

**Cajuns:** 12 by Brandon Stokley vs. Louisiana Tech (1995)  
**Opponent:** 14 by Casey Fitzgerald, North Texas (2007)

### Most Receiving Yards

**Cajuns:** 198 by Fred Stamps vs. ULM (2003)  
**Opponent:** 266 by Siaha Burley, UCF (1998)

### Most Touchdowns

**Cajuns:** 2, (14 times); Most recently by  
 Ladarius Green vs. Troy (2009)  
**Opponent:** 2, (21 times); Most recently by  
 Chris Bonner, Florida Atlantic (2009)

## PUNTING RECORDS

### Most Punts

**Cajuns:** 11 by John Roveto vs. McNeese State (1979);  
 Danny Clement vs. Chattanooga (1973)  
**Opponent:** 12 by Roy Gaebel, Pacific (1979);  
 Steve Mick, Southern Illinois (1977)

## PUNT RETURN RECORDS

### Most Returns

**Cajuns:** 8 by Damon Mason vs. Arkansas State (1994)  
**Opponent:** 7 by Mike Dellocono, Louisiana Tech (1980)

### Most Yards

**Cajuns:** 86 by Cleo Samuels vs. Xavier (1973)  
**Opponent:** 95 by Jimmy Walden, East Carolina (1981)

### Most Touchdowns

**Cajuns:** 1 (5 times); Most recently by Nick Dugas vs. Minnesota (2002)  
**Opponent:** 1 by Tommy Braden, Northwestern State (1977);  
 Jimmy Walden, East Carolina (1981)

### Longest Return

**Cajuns:** 81 yards by Cleo Samuels vs. Xavier, 1973 (TD)  
**Opponent:** 77 yards by Jimmy Walden, East Carolina (1981)

## INTERCEPTION RECORDS

### Most Interceptions

**Cajuns:** 2, (18 times); Most recently by Dwight Bently vs. North Texas (2009)  
**Opponent:** 4 by Damon Nickson, Middle Tennessee (2006)

### Most Yards

**Cajuns:** 96 by Dwight Bently vs. North Texas (2009)  
**Opponent:** 95 by Chappell Mitchell, Arkansas State (1996)

### Most Touchdowns

**Cajuns:** 1 (12 times); Most recently by Dwight Bently vs. North Texas (2009)  
**Opponent:** 2 by David McCrary, Chattanooga (1983)

### Longest Return

**Cajuns:** 79 yards by Michael Adams vs. Middle Tennessee (2006) (TD)  
**Opponent:** 95 yards by Chappell Mitchell, Arkansas State (1996) (TD)

## YEAR-BY-YEAR RECORD

Year	Record	Attendance	
		Home	(Average)
1971	3-3-0	110,000	(18,333)
1972	3-3-0	93,429	(15,572)
1973	0-6-0	61,600	(10,267)
1974	1-5-0	73,152	(12,192)
1975	5-2-0	146,081	(20,866)
1976	7-0-0	163,143	(23,306)
1977	4-1-1	151,346	(25,224)
1978	2-5-0	113,163	(16,166)
1979	3-3-0	108,060	(18,115)
1980	5-0-0	85,092	(17,018)
1981	1-4-0	85,346	(17,087)
1982	5-1-0	130,608	(21,768)
1983	3-1-0	81,711	(20,488)
1984	3-1-0	88,180	(22,045)
1985	2-2-0	78,405	(19,601)
1986	3-2-0	101,451	(20,290)
1987	5-0-0	87,326	(17,465)
1988	4-2-0	122,874	(20,479)
1989	4-1-0	80,445	(16,089)
1990	2-3-0	111,973	(22,395)
1991	0-3-1	80,294	(20,074)
1992	2-3-0	92,111	(18,422)
1993	4-1-0	109,955	(21,991)
1994	4-1-0	95,770	(19,154)
1995	4-1-0	88,640	(17,728)
1996	4-1-0	108,552	(21,710)
1997	0-6-0	87,362	(14,560)
1998	2-2-0	35,193	(8,798)
1999	2-3-0	76,445	(15,289)
2000	0-5-0	73,119	(14,624)
2001	2-3-0	66,615	(13,323)
2002	3-2-0	75,279	(15,056)
2003	3-3-0	83,970	(13,995)
2004	3-2-0	107,006	(21,401)
2005	3-2-0	87,957	(17,591)
2006	3-3-0	90,519	(15,087)
2007	1-5-0	99,904	(16,651)
2008	4-1-0	107,342	(21,468)
2009	4-2-0	111,998	(18,666)
		113-94-2	3,751,536 (17,950)

## TOP 20 CAJUN FIELD CROWDS

1. 41,357	Southern (Sept. 5, 2009)
2. 38,783	Texas A&M (Sept. 14, 1996)
3. 36,133	Alabama (Oct. 6, 1990)
4. 33,828	McNeese State (Sept. 15, 2007)
5. 30,176	Arkansas State (Nov. 6, 1976)
6. 29,031	FIU (Nov. 1, 2008)
7. 28,752	Northwestern State (Nov. 12, 1977)
8. 27,814	San Jose State (Oct. 30, 1993)
9. 27,300	Northern Illinois (Oct. 15, 1988)
10. 26,640	Louisiana Tech (Oct. 2, 1976)
11. 25,710	McNeese State (Nov. 22, 1975)
12. 25,280	Texas-Arlington (Nov. 1, 1975)
13. 25,246	Arkansas State (Oct. 12, 1996)
14. 25,133	La.-Monroe (Nov. 6, 1982)
15. 25,083	Middle Tennessee (Sept. 25, 2004)
16. 25,000	McNeese State (Nov. 19, 1971)
17. 24,950	Texas-Arlington (Sept. 24, 1977)
18. 24,613	Cincinnati (Sept. 18, 1976)
19. 24,600	Fresno State (Sept. 10, 1977)
20. 24,300	Rice (Sept. 24, 1988)

## LARGEST ROAD ATTENDANCE

1. 96,197	Tennessee (Nov. 3, 2007)
2. 95,110	Tennessee (Sept. 5, 1992)
3. 92,443	Louisiana State (Sept. 19, 2009)
4. 92,362	Louisiana State (Sept. 2, 2006)
5. 91,357	Louisiana State (Oct. 5, 2002)
6. 86,304	Nebraska (Sept. 26, 2009)
7. 85,075	Florida (Aug. 31, 1996)
8. 83,711	Florida (Nov. 6, 1993)
9. 82,519	Texas (Sept. 9, 2005)
10. 82,227	South Carolina (Aug. 30, 2003)
11. 80,017	Texas (Sept. 9, 2000)
12. 78,234	South Carolina (Sept. 1, 2007)
13. 75,087	Texas A&M (Aug. 31, 2002)
14. 74,369	Florida (Oct. 19, 1985)
15. 74,327	Auburn (Oct. 24, 1992)
16. 72,233	Alabama (Oct. 3, 1987)
17. 70,123	Alabama (Oct. 14, 1989)
18. 67,079	Texas A&M (Sept. 9, 2006)
19. 66,537	Alabama (Nov. 12, 1988)
20. 62,557	Auburn (Nov. 9, 1991)



## nfl draft RECORDS

## CAJUNS IN THE NFL DRAFT

Year	Player, Position	Team - Round, (Overall)
1943	<b>+Weldon Humble, G</b>	Chicago Cardinals - 24, (224)
1944	<b>+Bill Blackburn, C</b>	Chicago Cardinals - 5, (33)
1945	<b>+Virgil Eikenberg, B</b>	Brooklyn Dodgers - 18, (176)
1945	<b>+John Magee, G</b>	Philadelphia Eagles - 22, (228)
1947 (AAFC)	<b>+Weldon Humble, G</b>	Miami Seahawks - 4, (25)
1948	Ted Andrus, G	Washington Redskins - 12, (98)
1948 (AAFC)	Ted Andrus, G	Buffalo Bills - 26, (183)
1950	Dave Fisher, B	Baltimore Colts - 16, (197)
1951	Roy Boudreaux, T	New York Yanks - 25, (299)
1960	Royce Whittington, T	Green Bay Packers - 18, (209)
1963 (AFL)	Lowell Vaught, T	Dallas Texans <sup>^</sup> - 20, (160)
1965	Lonnie Price, B	Pittsburgh Steelers - 19, (255)
1965 (AFL*)	Lonnie Price, HB	Kansas City Chiefs - 12
1967	Len Kleinpeter, E	Oakland Raiders - 13, (332)
1972	<b>Louis Age, G</b>	New York Jets - 14, (349)
1974	Ken Williams, LB	Buffalo Bills - 15, (382)
1976	Harold Porter, WR	Kansas City Chiefs - 12, (331)
1976	Keith Muehr, P	Seattle Seahawks - 11, (293)
1977	<b>Rafael Septien, K</b>	New Orleans Saints - 10, (258)
1984 (USFL)	<b>Clarence Verdin, WR</b>	Washington Redskins - 3, (83)
1985	<b>Charles Bennett, DE</b>	Chicago Bears - 7, (190)
1988	R.C. Mullin, T	Los Angeles Rams - 10 (258)
1989	<b>Chris Gannon, DE</b>	New England Patriots - 3, (73)
1989	<b>Mark Hall, DE</b>	Green Bay Packers - 7, (169)
1989	Thomas King, DB	Green Bay Packers - 8, (198)
1990	<b>Brian Mitchell, QB</b>	Washington Redskins - 5, (130)
1991	<b>Todd Scott, DB</b>	Minnesota Vikings - 6, (163)
1992	<b>Louis Age, T</b>	Chicago Bears - 11, (304)
1995	<b>Orlando Thomas, DB</b>	Minnesota Vikings - 2, (42)
1996	<b>Keno Hills, T</b>	New Orleans Saints - 6, (179)
1998	<b>Anthony Clement, T</b>	Arizona Cardinals - 2, (36)
1999	<b>Brandon Stokley, WR</b>	Baltimore Ravens - 4, (105)
2002	<b>Brad Franklin, CB</b>	Carolina Panthers - 7, (258)
2003	<b>Charles Tillman, CB/FS</b>	Chicago Bears - 2, (35)
2003	<b>Ivan Taylor, CB</b>	Pittsburgh Steelers - 4, (125)
2005	<b>C.C. Brown, S</b>	Houston Texans - 6, (188)
2009	Hall Davis, DE	St. Louis Rams - 5, (149)

+ Drafted from another school

AAFC - All-America Football Conference, 1946-49

AFL - American Football League, 1960-1969, draft combined with NFL Draft 1967-69

AFL\* - AFL conducted a Redshirt Draft in addition to its regular draft in 1965 &amp; 1966

USFL - United States Football League Supplemental Draft

<sup>^</sup> Dallas Texans became the Kansas City Chiefs.**Bold print indicates player played in the NFL.**

## Former Cajuns Appearing on an NFL Roster Since 2002

Michael Adams (Arizona)

Jerry Babb (Green Bay)

D'Anthony Batiste (Dallas, Carolina, Atlanta, Washington, Denver)

Joe Bradley (Minnesota, Indianapolis)

C.C. Brown (Houston, New York, Detroit)

Jason Chery (Carolina, Pittsburgh)

Anthony Clement (Arizona, Denver, San Francisco, New York Jets, New England)

Hall Davis (St. Louis)

William Delahoussaye (New Orleans, Miami)

Jake Delhomme (New Orleans, Carolina, Cleveland)

Michael Desormeaux (Jacksonville)

Tyrell Fenroy (Chicago)

Brad Franklin (Carolina, Jacksonville, Seattle)

Rodney Hardeway (St. Louis)

Kyries Hebert (Minnesota, Houston, Cincinnati)

Brian Jones (Jacksonville, New England)

Elvis Joseph (Jacksonville)

Brian Mitchell (Philadelphia, New York Giants)

Donovan Morgan (New York Jets, Houston, Buffalo)

Walter Sampson (New England)

Bill Sampsy (Philadelphia)

Antwain Spann (New York Giants, New England)

Fred Stamps (San Francisco, Baltimore, Jacksonville)

Brandon Stokley (Baltimore, Indianapolis, Denver)

Ike Taylor (Pittsburgh)

Charles Tillman (Chicago)

Kyle Ward (Green Bay, Buffalo)

Wendall Williams (Cincinnati, Green Bay)

## Ragin' Cajuns in the Super Bowl

Ten former players have participated in the NFL's Super Bowl. Five Cajuns have rings, including Brandon Stokley and Ike Taylor with two each.

PLAYER (TEAM)	SUPER BOWL
Michael Adams (Arizona)	XLIII
Ike Taylor (Pittsburgh)	XLIII
Antwain Spann (New England)	XLII
Charles Tillman (Chicago)	XLI
Brandon Stokley* (Indianapolis)	XLI
Ike Taylor (Pittsburgh)	XL
Jake Delhomme (Carolina)	XXXVIII
Brandon Stokley (Baltimore)	XXXV
Brian Mitchell (Washington)	XXXV
Clarence Verdin* (Washington)	XXII
Randy McClanahan (Oakland)	XV
Rafael Septien (Dallas)	XIII

\* - Inactive

## Ragin' Cajuns in the Pro Bowl

Six former Ragin' Cajuns have played in the NFL Pro Bowl. Weldon Humble was the first Cajun selected to the Pro Bowl, representing the AFL in 1951. Carolina's Jake Delhomme was the last Ragin' Cajun to play in the Pro Bowl, playing for the NFC in 2006. Clarence Verdin is the only former Cajun to be a two-time Pro Bowl selection.

PLAYER (TEAM)	YEAR
Jake Delhomme (Carolina)	2006
Brian Mitchell (Washington)	1996
Todd Scott (Minnesota)	1993
Clarence Verdin (Indianapolis)	1991, 1993
Rafael Septien (Dallas)	1982
Weldon Humble (Cleveland)	1951



# nfl RECORDS

## NFL PLAYERS TO ATTEND UL [43]

NFL Players

Player Name (Pos.)	UL	Games	Team
<b>Michael Adams (CB)</b>	<b>2003-06</b>	<b>28</b>	<b>Arizona Cardinals, 2007-09</b>
Louis Age (T)	1989-91	6	Chicago Bears, 1992
Patrise Alexander (LB)	1992-94	33	Washington Redskins, 1996-98
James Atkins (OT)	1989-92	63	Seattle Seahawks (49), 1994-97; Baltimore Ravens (11), 1998-99 Detroit Lions (3), 2000
John Bandura (OE/DE)	1938-41	1	Brooklyn Dodgers, 1943
<b>D'Anthony Batiste (OL)</b>	<b>2000-03</b>	<b>12</b>	<b>Atlanta Falcons (4), 2007; Washington Redskins (8), 2009</b>
Charles Bennett (DE)	1983-84	3	Miami Dolphins, 1987
Karl Bernard (RB)	1985-86	3	Detroit Lions, 1987
Bill Blackburn(C/LB)	1943	59	Chicago Cardinals, 1946-50
<b>C.C. Brown (S)</b>	<b>2003-04</b>	<b>66</b>	<b>Houston Texans (50), 2005-08; New York Giants (16), 2009</b>
Chris Cagle (HB/DB)	1922-25	48	New York Giants (28), 1930-32; Brooklyn Dodgers (20), 1933-34
Anthony Clement (OT)	1994-97	128	Arizona Cardinals (82), 1998-04; San Francisco 49er's (14), 2005 New York Jets (32), 2006-07
Kenyon Cotton (FB)	1993-96	27	Baltimore Ravens, 1997-98
Willie Culpepper (WR)	1985-88	3	Tampa Bay Buccaneers, 1992
Richie Cunningham (K)	1989-92	51	Dallas Cowboys (44), 1997-99; Carolina Panthers (7), 1999-00
Joe DeForest (LB)	1983-86	3	New Orleans Saints, 1987
<b>Jake Delhomme (QB)</b>	<b>1993-96</b>	<b>97</b>	<b>New Orleans Saints (6), 1999, 2002; Carolina Panthers (91), 2003-09</b>
Virgil Eikenberg (QB)	1943	9	Chicago Cardinals, 1948
Brad Franklin (CB)	1998-01	4	Jacksonville Jaguars, 2003
Chris Gannon (TE/DE)	1985-88	40	San Diego Chargers (10), 1989; New England Patriots (30), 1990-93
Mark Hall (DE)	1987-88	10	Green Bay Packers, 1989-90
<b>Kyries Hebert (S)</b>	<b>1999-01</b>	<b>31</b>	<b>Cincinnati Bengals, 2008-09</b>
Keno Hills (OT/OG)	1993-94	22	New Orleans Saints, 1996-98
Weldon Humble (OG/LB)	1943	58	Cleveland Browns (AAFC) (35), 1947-49; Cleveland Browns (12), 1950 Dallas Texans (11), 1952
Brian Jones (TE)	1999-00	29	Jacksonville Jaguars, 2004-06
Elvis Joseph (RB)	1997-99	29	Jacksonville Jaguars, 2001-02
Saxon Judd (OE)	1943	41	Brooklyn Dodgers (AAFC), 1946-48
John Magee (OG/DG)	1943	91	Philadelphia Eagles, 1948-55
Randy McClanahan (LB)	1975-76	61	Oakland Raiders (14), 1977; Buffalo, Bills (16), 1978 Oak./LA Raiders (31), 1980-82
Brian Mitchell (RB/KR)	1986-89	223	Washington Redskins (159), 1990-99; Philadelphia Eagles (48), 2000-02 New York Giants (16), 2003
Donovan Morgan (WR)	2001	3	Houston Texans, 2005
Lance Poinbeouf (T)	1960-62	1	Dallas Cowboys, 1963
John Roveto (K)	1977-79	18	Chicago Bears, 1981-82
Todd Scott (CB)	1987-90	83	Minnesota Vikings (60), 1991-94; New York Jets (10), 1995 Tampa Bay Buccaneers (3), 1995-96; Kansas City Chiefs (10), 1997
Rafael Septien(K)	1974-77	151	Los Angeles Rams (14), 1977; Dallas Cowboys (137), 1978-86
William Sims (LB)	1989-92	8	Minnesota Vikings, 1994
Antwain Spann (CB)	2003-04	19	New England Patriots, 2006-08
<b>Brandon Stokley (WR)</b>	<b>1995-98</b>	<b>118</b>	<b>Baltimore Ravens (33), 1999-02; Indianapolis Colts (41), 2003-06 Denver Broncos (44), 2007-09</b>
<b>Ivan "Ike" Taylor (CB)</b>	<b>2001-02</b>	<b>109</b>	<b>Pittsburgh Steelers, 2003-09</b>
Orlando Thomas (S)	1991-94	98	Minnesota Vikings 1995-01
<b>Charles Tillman (CB)</b>	<b>1999-02</b>	<b>98</b>	<b>Chicago Bears, 2003-09</b>
Clarence Verdin (WR)	1980-83	118	Washington Redskins (11) 1986-87; Indianapolis Colts (95), 1988-93 Atlanta Falcons (12), 1994
Win Williams (OE)	1943	27	Baltimore Colts (AAFC), 1948-49



# friends of ATHLETIC TRAINING



McLeod-Trahan-Sheffield  
Physical Therapy Services, Inc.  
Aquatic and Fitness Center



**Acadiana Orthopedic Group**  
including Doctors Leonard, Schutte,  
Duval, Hebert, Yerger & Williams.



## LOUISIANA ATHLETIC CARE

### Louisiana's RESTAURANT PARTNERS

Louisiana's Restaurant Partners are an elite group of local restaurants that donate meals for various UL athletics events throughout the year. Please patronize Louisiana's Restaurant Partners in support of Louisiana's Ragin' Cajuns athletics.



### official apartments of CAJUNS ATHLETICS



press box copier  
service provided by



111 Production Dr.  
Lafayette, La. 70501 • 337.237.8308

## home of RAGIN' CAJUNS FOOTBALL



**Hilton  
Garden Inn®**

Everything. Right where you need it.®

**Lafayette/Cajundome**

**Proud Supporter of UL Athletics**

Located adjacent to the Cajundome and Cajun Field with easy access to other area sports arenas.

- Indoor heated pool, spa and exercise room
- Great American Grill and Pavilion Lounge
- 24-hour Pavilion Pantry, Convenience Mart
- Microwave, refrigerator and coffee maker in all rooms

**Have your team contact our sales team for a sure win!**  
337.291.1977 - Special Sports Rates Available



2350 West Congress Street  
Lafayette, La. 70506

[www.lafayettecajundome.stayhgi.com](http://www.lafayettecajundome.stayhgi.com)

# BOWL AFFILIATIONS



## New Orleans Bowl ■ December 18, 2010

ESPN ■ 8 p.m. (CST)

The R-L Carriers New Orleans Bowl has a primary agreement with the Sun Belt and Conference USA through the 2013 season. The Sun Belt Champion will represent the Conference in this bowl unless the champion is selected by the Bowl Championship Series or is placed in another bowl game. The New Orleans Bowl is awarded a C-USA school in an unspecified order. The SBC has had a school in the bowl every season since the league and bowl began in 2001.

### PAST RESULTS

- 2001 Colorado State 45, North Texas 20
  - 2002 North Texas 24, Cincinnati 19
  - 2003 Memphis 27, North Texas 17
  - 2004 Southern Miss 31, North Texas 10
  - 2005\* Southern Miss 31, Arkansas State 19
  - 2006 Troy 41, Rice 17
  - 2007 Florida Atlantic 44, Memphis 27
  - 2008 Southern Miss 30, Troy 27 (OT)
  - 2009 Middle Tennessee 42, Southern Miss 32
- \* Played in Lafayette, La. (Cajun Field)



## GMAC Bowl ■ January 6, 2011

ESPN ■ 7 p.m. (CST)

The GMAC Bowl (Mobile, AL) has a primary agreement with the Sun Belt and MAC through the 2013 season. The GMAC Bowl will have their choice of a bowl eligible Sun Belt team after the Bowl Championship Series and the R-L Carriers New Orleans Bowl. The bowl will have the first selection of a MAC team during odd numbered years and second selection during even numbered years.

### Past Sun Belt Participation

January 6, 2010 Central Michigan 44, Troy 41 (2OT) Attendance: 34,486



## Little Caesars Bowl ■ December 26, 2010

ESPN ■ 7:30 p.m. (CST)

The Little Caesars Pizza Bowl (Detroit, MI) has an agreement with the Big Ten, MAC and Sun Belt through the 2013 season. The Big Ten (No.8) will face the first or second selection from the MAC. The LCP Bowl will have the first selection of MAC teams during even numbered years and second selection during odd numbered years. The LCP Bowl has featured a team from the Big Ten only twice since their partnership began in 2002.

### Past Sun Belt Participation

December 26, 2006 Central Michigan 31, Middle Tennessee 14 Attendance: 54,113  
December 26, 2008 Florida Atlantic 24, Central Michigan 21 Attendance: 41,399



## Beef 'O' Brady's Bowl ■ December 21, 2010

ESPN ■ 7 p.m. (CST)

The Beef 'O' Brady's Bowl (St. Petersburg, FL) has an agreement with the Big East and Conference USA through the 2013 season. The Sun Belt Conference signed an agreement to provide a backup for the bowl and will provide a team, should there be an opening.



## PapaJohns.com Bowl ■ January 8, 2011

ESPN ■ 11 a.m. (CST)

The PapaJohns.com Bowl (Birmingham, AL) has an agreement with the Big East and the Southeastern Conference through the 2013 season. The Sun Belt Conference signed an agreement to provide a backup for the bowl and will provide a team, should there be an opening.



## Bowl Championship Series

Rose Bowl ■ January 1, 2011

Tostitos Fiesta Bowl ■ January 1, 2011

FedEx Orange Bowl ■ January 3, 2011

All State Sugar Bowl ■ January 4, 2011

Citi BCS National Championship ■ January 10, 2011

The Sun Belt Conference champion will earn an automatic berth in a BCS bowl game if that team is the highest ranked non-automatic qualifying team and is ranked in the top 12 of the final BCS standings or if that team is ranked in the top 16 of the final BCS standings and its ranking is higher than that of a champion of a conference that has an annual automatic berth in one of the of BCS bowls.

# 2010 LOUISIANA FOOTBALL SCHEDULE

<b>DATE</b>	<b>OPPONENT</b>	<b>SITE</b>	<b>TIME</b>
Sat., Sept. 4	@ Georgia	Athens, GA	TBA
<b>Sat., Sept. 11</b>	<b>ARKANSAS STATE*</b> (10th Annual Herbert Heymann Football Classic)	<b>CAJUN FIELD</b>	<b>TBA</b>
Sat., Sept. 18	-OPEN-		
<b>Sat., Sept. 25</b>	<b>MIDDLE TENNESSEE*</b>	<b>CAJUN FIELD</b>	<b>TBA</b>
Sat., Oct. 2	@ North Texas*	Denton, TX	TBA
<b>Fri., Oct. 8</b>	<b>OKLAHOMA STATE</b> (Nationally Televised on ESPN2 - Over 89 Million Households)	<b>CAJUN FIELD</b>	<b>8:00PM</b>
Sat., Oct. 16	@ Troy*	Troy, AL	TBA
<b>Sat., Oct. 23</b>	<b>WESTERN KENTUCKY*</b> (65th Homecoming)	<b>CAJUN FIELD</b>	<b>4:00PM</b>
Sat., Oct. 30	@ Ohio	Athens, OH	TBA
Sat., Nov. 6	@ Mississippi	Oxford, MS	TBA
Sat., Nov. 13	@ Florida Atlantic*	Boca Raton, FL	TBA
<b>Sat., Nov. 20</b>	<b>FLORIDA INT'L*</b> (Senior Day)	<b>CAJUN FIELD</b>	<b>TBA</b>
Sat., Nov. 27	@ Louisiana-Monroe*	Monroe, LA	TBA

[www.ragincajuns.com](http://www.ragincajuns.com)

\* Sun Belt Conference Game

All times listed are Central

Home Game Listed in ALL CAPS and **BOLD**

