



2010-11 GOLF TEAM GUIDE



MEET THE CAJUNS...



ASHTON ABEL



KELSEY ANGELLE



SETH DUFRENE



PETER LAMARIS



THOMAS PETTS



ETHAN SAVOY



CHRIS WENINGER



GARRETT WESTBROOK



**HEAD COACH
THEO SUMAN**



2010-11 UNIVERSITY OF LOUISIANA MEN'S GOLF

General Information

Location	Lafayette, La.
Enrollment	16,763 (Fall 2010)
Founded	1898
President	Dr. E. Joseph Savoie
Faculty Athletic Representative	Anita Hazelwood
Conference	Sun Belt
Nickname	Ragin' Cajuns
Colors	Vermilion (PMS 193) and White
University Web Site	www.louisiana.edu
Athletics Web Site	www.RaginCajuns.com

Athletics Administration

Interim Director of Athletics	Scott Farmer
Associate AD/Senior Woman Administrator	Sherry LeBas
Associate AD/Director of Athletic Training	John Porche
Assistant AD/Compliance	Jessica Clarke
Assistant AD/Internal Affairs	John Dugas

Louisiana Golf History

First Season	1961
NCAA Appearances	3 (1989, 1990, 1993)
NCAA Regional Appearances	12 (1989, 1990, 1991, 1992, 1993, 1994, 1995, 1996, 1997, 2000, 2001, 2007)
Conference Championships	9 (1974, 1975, 1976, 1989, 1990, 1991, 1993, 1997, 2007)

Louisiana Golf Staff

Head Coach	Theo Sliman (Louisiana, 2003)
Player Development	Craig Perks (Louisiana, 1990)
Coaching Consultant	Bob Bass (Louisiana, 1965)
Athletic Trainer	Travis Soileau
Administrative Assistant	Judy Beckler

Athletics Media Relations

Sports Information Director	Daryl Cetnar
Assistant SID	Matt Hebert
Golf Contact	Cade Sirmans
Office	(337) 482-6329
Fax	(337) 482-6529
Cell	(205) 451-9645
E-mail	sirmans@louisiana.edu
Graduate Assistant SID	Matt Mays
Graduate Assistant SID	Russell Luna
Administrative Assistant	Judy Beklar
Student Aid	Lance Dunn
Mailing Address	UL Athletics Media Relations Cox Communications Athletic Center 201 Reinhardt Drive Lafayette, LA 70506



Table of Contents

General Information	1
Roster/Schedule	2
Season Preview	3
Head Coach Theo Sliman	4
Player Profiles	5-12
Photo Speed Chart	13
Home Courses	14-15
Year In Review	16-17
Sun Belt Conference Results	18
UL Golf History	19
Louisiana Classics	20-21
Ragin' Cajuns Honors	22-23
All-Time Letterwinners	24

NCAA PRINCIPLE OF SPORTING BEHAVIOR AND ETHICAL CONDUCT

Pursuant to the integrity of higher education, the Sun Belt Conference holds all individuals associated with an institution's athletics department and events to the highest ideals of sporting behavior. All athletics administrators, coaches, student-athletes, spirit groups and fans shall act with respect, fairness, civility and honesty in an effort to create an appropriate environment for athletic competition as well as a positive image for their universities. *Taunting, baiting and fighting are unacceptable behaviors.*

For more information, visit: www.NCAA.org

The 2010-11 Louisiana golf media guide was produced for use by the media and followers of the Ragin' Cajuns golf program.

CREDITS

The 2010-11 Louisiana Men's Golf Media Guide was designed, compiled, written and edited by Cade Sirmans. Editorial assistance from Daryl Cetnar and Matt Hebert. Special thanks to Buffy Massey for team and individual photos.

2010-11 ROSTER & SCHEDULE



2010-11 CAJUNS

BACK ROW (L-R): TYLER LEDET, SETH DUFRENE, CHRISTOPH WENINGER, THOMAS PETTS, PHILIPP FENDT, PETER LAMARIS, KELSEY ANGELLE
FRONT ROW (L-R): GARRETT WESTBROOK, ANDREW NOTO, HEAD COACH THEO SLIMAN, ASHTON ABEL, ETHAN SAVOY

2010-11 LOUISIANA'S RAGIN' CAJUNS GOLF ROSTER

NAME	HT.	CLASS	EXP.	HOMETOWN (PREVIOUS SCHOOL)
ASHTON ABEL	5-10	FR.	RS	PATTERSON, LA. (PATTERSON)
KELSEY ANGELLE	5-10	FR.	RS	ARNAUVILLE, LA. (TEURLINGS CATHOLIC)
SETH DUFRENE	6-0	SR.	3L	LULING, LA. (HAHNVILLE)
PHILIPP FENDT	6-0	JR.	2L	VIENNA, AUSTRIA (GYMNASIUM ENGLISCHE FRAULEIN)
PETER LAMARIS	6-0	FR.	HS	NEW SOUTH WALES, AUSTRALIA (AVONDALE)
ANDREW NOTO	5-10	JR.	2L	LULING, LA. (HAHNVILLE)
THOMAS PETTS	6-3	SR.	3L	NORTH VANCOUVER, B.C., CANADA (HANDSWORTH)
ETHAN SAVOY	5-7	SO.	1L	LAFAYETTE, LA. (ST. THOMAS MORE)
CHRISTOPH WENINGER	6-0	FR.	HS	MONDSEE, AUSTRIA (PG LIEFERING)
GARRETT WESTBROOK	5-7	JR.	TR	BATON ROUGE, LA. (MERIDIAN CC)

HEAD COACH: THEO SLIMAN (LOUISIANA, 2003) – 3RD SEASON AT LOUISIANA

DATE	TOURNAMENT/HOST	LOCATION/COURSE	TEAM FINISH/TOP CAJUN
SEPT. 13-14	SAM HALL INTERCOLLEGIATE SOUTHERN MISS	HATTIESBURG, MISS HATTIESBURG C.C.	-9 • 2ND OF 15 (286-274-283-843) -11 • ANDREW NOTO, 3RD (68-65-69-202)
SEPT. 20-21	KANSAS INVITATIONAL KANSAS	LAWRENCE, KAN. ALVAMAR G.C.	+25 • 8TH OF 15 (302-294-293-889) E • PHILIPP FENDT, T-6TH (76-71-69-216)
OCT. 18-19	DAVID TOMS INVITATIONAL LSU	BATON ROUGE, LA. COUNTRY CLUB OF LOUISIANA	+11 • 8TH OF 14 (293-289-293-875) -3 • PHILIPP FENDT, T-12TH (76-68-69)
OCT. 25-26	MEMPHIS INVITATIONAL MEMPHIS	MEMPHIS, TENN COLONIAL G.C.	+35 • T-7TH OF 15 (300-297-302-899) +3 • ETHAN SAVOY, T-4TH (74-69-76-219)
FEB. 14-15	OAK HILLS INVITATIONAL UTSA	SAN ANTONIO, TEXAS OAK HILLS C.C.	-
FEB. 21-22	MOBILE BAY INTERCOLLEGIATE SOUTH ALABAMA	MOBILE, ALA. MAGNOLIA GROVE CROSSINGS GC	-
MAR. 7-8	25TH LOUISIANA CLASSICS LOUISIANA	LAFAYETTE, LA. OAKBOURNE C.C.	-
MAR. 28-29	FIRST TEE COLLEGIATE CLASSIC UALR	LITTLE ROCK, ARK. CHENAL C.C.	-
APRIL 2-3	UNIVERSITY CLUB INTERCOLLEGIATE LSU	BATON ROUGE, LA. UNIVERSITY CLUB	-
APRIL 10-12	JIM WEST INTERCOLLEGIATE TEXAS STATE	VICTORIA, TEXAS VICTORIA CC	-
APRIL 26-28	SUN BELT CHAMPIONSHIP SUN BELT CONFERENCE	MUSCLE SHOALS, ALA. ROBERT TRENT JONES GOLF TRAIL	-

Ragin' Cajuns Golf 2010-11 SEASON PREVIEW

An influx of fresh talent will be buoyed by a core of veterans as the Cajuns vie to come out on top of the Sun Belt for the 2010-11 season.

In his third year, head coach Theo Sliman has put together a squad of extraordinary golfers. The Cajuns will be led by 2010 All-Sun Belt selections, Philipp Fendt and Andrew Noto.

The duo played in all 12 tournaments last year and combined for 12 top-10 finishes. Both finished in the top 15 at the 2010 Sun Belt Championships and are expected to be the leaders of this year's squad.

Both had tremendous off-seasons with Noto winning the Southern Amateur qualifying match before making an appearance at the 2010 110th U.S. Amateur. Fendt captured the Austrian National Open after qualifying for the 2010 NCAA Southern Regional.

Joining the dynamic duo, will be seniors Thomas

Petts and Seth Dufrene. The elder statesmen of the team have 32 tournaments under their belt and will provide insight and stability to the younger golfers.

The team's lone sophomore, Ethan Savoy, looks to improve his game and work his way into the Cajuns' top five.

Kelsey Angelle and Ashton Abel, both of whom sat out last year and received redshirts, return for the Cajuns.

New to the squad this year will be freshmen Chris Weninger, Peter Lamaris and junior college transfer, Garrett Westbrook.

Weninger, a fellow countryman of Fendt, and Lamaris, a native of Australia, will garner playing time early. Westbrook, a NJCAA All-American, brings collegiate experience after two years at Meridian Community College.



PHILIPP FENDT



ANDREW NOTO

Ragin' Cajuns Golf BY THE NUMBERS

58%

The returning players accounted for 58 percent of all the rounds played last season.

31

The Cajuns' current roster recorded 31 rounds under-par last season

66

Andrew Noto shot the team's season-low round of 66 at the 2009-10 Sam Hall Intercollegiate

6

Six players on the roster are Louisiana natives.

75.2

The returners for 2010-11 averaged 75.2 strokes per round last season.

41

Over their careers, the current Cajuns squad has racked up 41 top-25 finishes.

5

Five times the Cajuns finished in the top-five in last year's 12 tournaments. Two of those times, UL finished in first or second place.

1

UL captured one team-title last year at the Carter Plantation Intercollegiate

2

Two returners earned All-Sun Belt honors last season - Philipp Fendt and Andrew Noto



THEO SLIMAN

head coach | third season
Louisiana, 2003

THE SLIMAN FILE

Full Name:

Theodore Anthony Sliman, III

Birthplace:

New Iberia, La.

Family:

Wife: Mary Katherine

Sons: Theodore, IV (Drew); Grant

Alma Mater:

Louisiana, 2003

Head Coach:

2008-present

As A Player:

All-Sun Belt Conference (2003)

Team Captain (2003)

Professional:

2003-07

Louisiana's Ragin' Cajuns head golf coach **Theo Sliman** enters his third season at the helm of the program.

In his second season, the team continued to improve, recording five top-five finishes, including winning outright at the Carter Plantation Invitational and a fourth-place showing at the Sun Belt Championship.

A trio of golfers under Sliman's tutelage - Kyle Pritchard, Philipp Fendt and Andrew Noto - garnered All-Sun Belt honors in 2010. Fendt and Noto also picked up All-Louisiana honors as they combined for 12 top-10 finishes on the season.

At the 2010 Sun Belt Championship, the Cajuns struggled through the first two rounds. But Sliman challenged his players and guided them to the lowest round of the tournament. The final day's team score of 280 pushed the Cajuns into fourth place.

In his first season as head coach, Sliman got off to a fast start winning the year's first event, the Mean Green Invitational. The Cajuns also captured the team title at the 2009 Red Wolf Classic, one of nine UL finished in the top-five. At the Sun Belt Championships, the Ragin' Cajuns were able to make a significant comeback during the final round to claim fourth place.

He also helped guide Pritchard and Dustin Petit to All-Sun Belt Honors. Fendt earned Freshman of the Year while picking up All-Louisiana honors along with fellow teammate Devin Carrey.

Sliman began his new post on July 1, 2008. He inherited a team from former legendary coach Bob Bass that finished fifth in the Sun Belt Conference Championship. The Cajuns lost three

seniors, including All-Sun Belt Conference golfer Michael Smith, but returned six letter winners and a redshirt freshman.

No stranger to Lafayette, Sliman graduated from Louisiana in 2003. He was a four-year letterman, earning All-Sun Belt honors as a senior. Sliman was also named team captain for his senior season.

Upon graduation, Sliman worked as an assistant professional at both Squirrel Run Golf and Country Club and Le Triomphe Country Club.

He also competed professionally on the Adams Professional Golf Tour, NGA Hooters Tour and the PGA/Nationwide Tour. Sliman played in over 50 professional events across the United States and South America. He participated in two Louisiana Open tour stops, held annually at Le Triomphe - one of the Cajuns host facilities.

Born and raised in Acadiana, Sliman graduated from Catholic High in New Iberia. He is the son of former Cajuns golf coach Teddy Sliman, who currently serves as owner and head professional at Sugar Oaks Golf Club in New Iberia. He and his wife, Mary, have two sons, Drew and Grant.





SETH DUFRENE

senior | 6-0 | hahnville
luling, la.

**Major: Management
2009-10:**

- Played in three tournaments for the Cajuns
- Averaged 82.89 strokes
- Shot season-low round of 77 at Sam Hall Intercollegiate and again at UALR First Tee Classic

2008-09:

- Competed in just one tournament
- Shot 77 in all three rounds at the Louisiana Classics

2007-08

- Competed in four tournaments for the Cajuns
- Had 881 strokes in 11 rounds for an 80.1 stroke average
- Played in the Adams Cup of Newport, the Memphis Intercollegiate, the Battle on the Bend and the Louisiana Classics
- Turned in a season-low round of 74 in the first round of the Adams Cup
- Had his best finish of the year at the Battle on the Bend, finishing the tournament in a tie for 34th

2006-07

- Did not compete during the season, taking a redshirt

High School

- Three-year letter winner at Hahnville High School in Luling, La.
- Earned All-District honors three times in high school
- Earned All-State honors twice
- Helped lead the Tigers to a state championship in 2005

Personal

- Born November 16, 1987, in Marrero, La.
- Son of Randy and Terrie Dufrene
- Majoring in business management

THE DUFRENE CAREER FILE

BEST FINISH:
T-34th, Battle on the Bend, 11/6/07

LOW ROUND:
74, Adams Cup of Newport, 9/25/07

LOW 36-HOLE SCORE:
154, Louisiana Classics, 3/9/09

LOW TOURNEY SCORE:
231, Louisiana Classics, 3/9/09



Career Tournament Log

2007-08				
Place	Date	Tournament	Scores	
T-60	Sept. 25-26	Adams Cup of Newport	74-84-83-241 (+25)	
T-77	Oct. 8-9	Memphis Intercollegiate	81-80-161 (+17)	
T-34	Nov. 4-6	Battle on the Bend*	82-77-78-237 (+21)	
76	Mar. 10-11	Louisiana Classics*	84-82-76-242 (+26)	
Tournaments: 4	Rds: 11	Strokes: 881	Avg: 80.09	

2008-09				
Place	Date	Tournament	Scores	
T-65	Mar. 9-10	Louisiana Classics*	77-77-77-231 (+15)	
Tournaments: 1	Rds: 3	Strokes: 231	Avg: 77.00	

2009-10				
Place	Date	Tournament	Scores	
84	Sept. 14-15	Sam Hall Intercollegiate*	79-77-79-235 (+22)	
81	Feb. 15-16	Oak Hills Invitational	87-82-99-268 (+55)	
T-92	Mar. 29-30	UALR/First Tee Classic*	83-77-83-243 (+27)	
Tournaments: 3	Rds: 9	Strokes: 746	Avg: 82.89	

* - COMPETED AS AN INDIVIDUAL

	TOURN.	ROUNDS	STROKES	AVG.	BEST 18	BEST 36	BEST 54	TOP-10	TOP-25	BEST FINISH
2007-08	4	11	881	80.09	74	158	237	-	-	T-34TH
2008-09	1	3	231	77.00	77	154	231	-	-	T-65TH
2009-10	3	9	746	82.89	77 (2x)	156	235	-	-	81ST
CAREER TOTAL	8	23	1858	80.78	74	154	231	-	-	T-34TH



THOMAS PETTS

senior | 6-3 | handsworth secondary
north vancouver, b.c., canada

Major: Business Management
2008 All-Louisiana
2008 Sun Belt Conference Academic Honor Roll

2009-10:

- Played in six tournaments
- Averaged 77.72 strokes
- Best finish of the year was at the Kansas Invitational where he tied for 35th place

2008-09:

- Played in eight tournaments
- Averaged 75.09 strokes per round
- Posted three consecutive top-20 finishes – Rice Intercollegiate (T-13), All-American intercollegiate (T-10), Louisiana Classic (T-19)
- Shot a season-low tournament score of 218 (+4) at Louisiana Classics

THE PETTS CAREER FILE

BEST FINISH:

T-3rd, All-American Classic, 2/26/08

LOW ROUND:

68, All-American Classic, 2/25/08

LOW 36-HOLE SCORE:

142, All-American Classic, 2/25/08

LOW TOURNEY SCORE:

212, All-American Classic, 2/25/08

Career Tournament Log

2007-08

Place	Date	Tournament	Scores
T-18	Oct. 8-9	Memphis Intercollegiate	74-79-153 (+9)
T-13	Nov. 4-6	Battle on the Bend*	73-75-78-226 (+10)
T-5	Feb. 17-18	North Texas Classic	68-74-70-212 (-4)
T-3	Feb. 25-26	All-American Classic	74-74-72-220 (+4)
T-39	Mar. 10-11	Louisiana Classics	75-73-77-225 (+9)
T-24	Mar. 14-15	Border Olympics	77-75-70-222 (+6)
T-60	Mar. 24-25	Carter Plantation Invitational	82-83-77-242 (+26)
T-72	Apr. 7-8	Arkansas State Indian Classic	76-75-71-222 (+6)
Tournaments: 8		Rds: 23	Strokes: 1722
			Avg: 74.87

2008-09

Place	Date	Tournament	Scores
T-83	Oct. 6-7	Memphis Intercollegiate	83-80-163 (+19)
T-47	Oct. 13-14	Squire Creek Invitational*	74-74-74-222 (+6)
T-40	Feb. 9-10	Mardi Gras Invitational	81-79-71-231 (+15)
T-13	Feb. 16-17	Rice Intercollegiate	73-76-71-220 (+4)
T-10	Feb. 23-24	All-American Intercollegiate	75-72-74-221 (+5)
T-19	Mar. 9-10	Louisiana Classic	72-74-72-218 (+2)
T-49	Apr. 13-14	Red Wolf Classic	78-77-73-228 (+12)
T-28	Apr. 20-22	Sun Belt Championship	76-72-76-224 (+8)
Tournaments: 8		Rds: 23	Strokes: 1727
			Avg: 75.09

2009-10

Place	Date	Tournament	Scores
T-74	Sept. 14-15	Sam Hall Intercollegiate	76-73-77-226 (+13)
T-35	Sept. 28-29	Kansas Invitational	80-76-74-230 (+14)
T-78	Oct. 19-20	Memphis Intercollegiate	86-78-75-239 (+23)
T-69	Oct. 26-27	David Toms Intercollegiate	79-74-77-230 (+17)
69	Feb. 22-23	Mardi Gras Invitational	79-79-85-243 (+27)
T-66	Mar. 8-9	25th Annual Louisiana Classics	78-77-76-231 (+15)
Tournaments: 6		Rds: 18	Strokes: 1399
			Avg: 77.72

2010-11

Place	Date	Tournament	Scores
T-58	Sept. 13-14	Sam Hall Intercollegiate	76-70-75-221 (+8)
T-58	Oct. 25-26	Memphis Intercollegiate	78-78-78-234 (+18)
Tournaments: 2		Rds: 6	Strokes: 455
			Avg: 75.83

2007-08:

- Named All-Louisiana (second team) by the Louisiana Sports Writers' Association
- Competed in eight tournaments for the Cajuns in his rookie season, including 6-of-7 spring tournaments
- Turned 23 rounds on the year boasting a 74.9 stroke average with four sub-par rounds
- Had a low-round of 68 at the North Texas Classic
- Boasted five Top 25 finishes on the year with a pair of Top 5 finishes
- Finished three consecutive tournaments in the Top 15 – Battle on the Bend (T-13), North Texas Classic (T-5) and All-American Classic (T-3)
- Tied for third place at the All-American Classic shooting 74-74-72--220
- Tied for fifth place at the North Texas Classic shooting a four-under par 212 (68-74-70)

High School:

- Attended Handsworth Secondary School in North Vancouver, British Columbia, Canada
- Helped the Lions to District Championships in 2005, 2006 and 2007
- Guided Handsworth to the Provincial Championships in 2005 and 2007
- Golf team was ranked No. 1 in the North Shore District in 2005, 2006 and 2007
- Scoring average in 2006 was 70.1

Personal:

- Full name is Thomas Anthony Petts
- Born June 23, 1989, in Vancouver, British Columbia, Canada
- Son of Colin and Katharina Petts
- Has a younger sister, Melissa
- Member of the Honor Roll in 2004 and 2005
- Majoring in business management

	TOURN.	ROUNDS	STROKES	AVG.	BEST 18	BEST 36	BEST 54	TOP-10	TOP-25	BEST FINISH
2007-08	8	23	1722	74.87	68	142	212	2	5	T-3RD
2008-09	8	23	1727	75.09	71(2x)	146	218	1	2	T-10TH
2009-10	6	18	1399	77.72	73	149	226	-	-	T-35TH
2010-11*	2	6	455	75.83	70	146	221	-	-	T-58TH (x2)
CAREER TOTAL	24	70	5303	75.75	68	142	212	3	7	T-3RD

*- FALL SEASON STATS



PHILIPP FENDT

junior | 6-0 | gymnasium englische fraulein
vienna, austria

Major: Kinesiology, Sports Management
2010 All-Sun Belt • 2010 First Team All-Louisiana
2009-10 Sun Belt Commissioner's List
2010 NCAA Regional Participant

2009-10:

- Played in all 12 regular season events.
- Was UL's top finisher nine times, including a sixth-place showing at the Sun Belt Championships.
- Named to the Sun Belt Conference Men's Golf All-Conference Team and First Team All-Louisiana.
- Finished in the top-10 eight times.
- Ended the season with four-straight top-10 showings.
- Averaged a score of 72.11 in 36 rounds played, ranking third overall among the Sun Belt.
- Of 36 rounds played this season, 19 were at even par or better.
- Shot a career-low 67 en route to a career-low tournament score of 206 (-7) at the Sam Hall Intercollegiate, finishing in fourth place.
- Best finish of the season came at the Oak Hill Invitational where he claimed third place overall with a total of 214 (+1).

- Was tied for third place at Kansas Invitational with a score of 216 (E).
- Advanced to the NCAA South Central Regional where he finished tied for 54th.
- Playing as an amateur over the summer, he claimed first place at the Austrian National Open after shooting a course record 63 en route to a 16-under final tally.

2008-09:

- Played in all 12 event for the Cajuns
- Posted three top-10 finishes with a career-best third-place showing at the Carter Plantation Invitational
- Averaged 74.57 strokes per round
- Finished in a tie for fifth at the All-American Intercollegiate after shooting a total of two-over (218).
- Tied for eight place overall at the Red Wolf Classic with a score of 216 (E)
- Came in a tie for 17th place at the Sun Belt Championships

High School

- Member of the Austrian National Team for five years (2003-07)
- Led club team into first with a single match-play record of 11-1
- Nominated three times to play in the European Boys Team Championships for Austria
- Member of the National Team B/Region North (1999-03)
- 2004 Austrian U-16 Match-play Champion and Austrian U-16 Stroke-play Champion
- 2005 U-18 Stroke-play Champion
- 2006 Austrian Men Match-play Runner-up
- Champion in the Lower Austrian State Amateur in 2006
- Champion of the Carinthian State Amateur in 2007
- Three-time Champion in Austrian U-18 Team Stroke-play (2004-06)
- Second in Hungarian Amateur Championships and Third in Slovenian Amateur Championships in 2008

Personal

- Full name is Philipp Fendt
- Born August 28, 1989, in Vienna
- Son of Petra and Josef Fendt
- Has a younger sister – Ines

Career Tournament Log

2008-09				
Place	Date	Tournament	Scores	
T-42	Sept. 8-9	Mean Green Classic	80-73-78-231 (+15)	
T-28	Sept. 15-16	Kansas Invitational	75-74-75-224 (+8)	
T-27	Oct. 6-7	Memphis Intercollegiate	76-74-150 (+6)	
T-57	Oct. 13-14	Squire Creek Invitational	80-69-75-224 (+8)	
T-48	Oct. 27-28	Roadrunner Intercollegiate	85-78-75-238 (+22)	
T-22	Feb. 9-10	Mardi Gras Invitational	76-77-72-225 (+9)	
T-30	Feb. 16-17	Rice Intercollegiate	77-77-71-225 (+9)	
T-5	Feb. 23-24	All-American Intercollegiate	74-70-74-218 (+2)	
T-26	Mar. 9-10	Louisiana Classics	72-71-77-220 (+6)	
3	Mar. 24-25	Carter Plantation Intercollegiate	77-73-69-219 (+3)	
T-8	Apr. 13-14	Red Wolf Classic	73-71-72-216 (E)	
T-17	Apr. 20-22	Sun Belt Championship	74-76-70-220 (+4)	
Tournaments: 12		Rds: 35	Strokes: 2610	Avg: 74.57
2009-10				
Place	Date	Tournament	Scores	
4	Sept. 14-15	Sam Hall Intercollegiate	67-70-69-206 (-7)	
T-3	Sept. 28-29	Kansas Invitational	75-69-72-216 (E)	
T-44	Oct. 19-20	Memphis Intercollegiate	77-78-75-230 (+14)	
T-28	Oct. 26-27	David Toms Intercollegiate	70-68-78-216 (+3)	
T-5	Nov. 2-3	Carter Plantation Intercollegiate	77-68-70-215 (-1)	
3	Feb. 15-16	Oak Hills Invitational	70-72-72-214 (+1)	
T-13	Feb. 22-23	Mardi Gras Invitational	74-68-77-219 (+3)	
T-19	Mar. 8-9	25th Annual Louisiana Classics	73-70-76-219 (+3)	
T-8	Mar. 15-16	Rio Pinar Invitational	72-75-69-216 (E)	
8	Mar. 29-30	UALR/First Tee Classic	69-70-77-216 (+4)	
T-6	Apr. 12-13	Red Wolf Classic	73-71-68-212 (-4)	
T-6	Apr. 26-28	SBC Championship	73-75-69-217 (+1)	
T-54	May 20-22	NCAA South Central Regional	76-76-77-229 (+13)	
Tournaments: 13		Rds: 39	Strokes: 2825	Avg: 72.43
2010-11				
Place	Date	Tournament	Scores	
T-17	Sept. 13-14	Sam Hall Intercollegiate	70-70-72-212 (-1)	
T-6	Sept. 20-21	Kansas Invitational	76-71-69-216 (E)	
T-12	Oct. 18-19	David Toms Intercollegiate	76-68-69-213 (-3)	
Tournaments: 3		Rds: 9	Strokes: 641	Avg: 71.22

THE FENDT CAREER FILE

BEST FINISH:
3rd, Three times
last at Oak Hills Invitational, 2/16/10

LOW ROUND:
67, Sam Hall Intercollegiate, 9/14/09

LOW 36-HOLE SCORE:
137, Sam Hall Intercollegiate, 9/14/09

LOW TOURNEY SCORE:
206, Sam Hall Intercollegiate, 9/14/09

	TOURN.	ROUNDS	STROKES	AVG.	BEST 18	BEST 36	BEST 54	TOP-10	TOP-25	BEST FINISH
2008-09	12	35	2610	74.57	69	143	216	3	5	3RD
2009-10	13	39	2825	72.43	67	137	206	8	10	T-3RD
2010-11*	3	9	641	71.22	68	140	212	1	3	T-6TH
CAREER TOTAL	28	83	6076	73.20	67	137	206	12	18	3RD

*- FALL SEASON STATS



ANDREW NOTO

junior | 5-10 | hahnville
luling, la.

Major: Finance
2010 All-Sun Belt • 2010 Second Team All-Louisiana
2009-10 Sun Belt Honor Roll

2009-10:

- Was the top-finisher for the Cajuns in three tournaments
- Had four top-10 finishes
- Shot 5-under par at the Carter Plantation Intercollegiate to finish in a career-best tie for second place
- Fired off a career-low round of 66 on final day of Sam Hall Intercollegiate
- Averaged 73.08 strokes per round
- Finished 15th overall at the Sun Belt Championships
- Shot even or better in 12 of 36 rounds played
- Named to the Sun Belt Conference Men's Golf All-Conference Team and Second Team All-Louisiana.
- Won the regional qualifying match in Lake Charles, La. for the U.S. Amateur

2008-09:

- Averaged 76.05 strokes per round in seven tournaments
- Placed in the top-25 two times
- Best finish came in first career event, tying for 10th place at the Mean Green Classic to finish 4-over after shooting a career-low round of 68

THE NOTO CAREER FILE

Best Finish:
T-2nd, Carter Plantation Intercollegiate,
11/3/09

Low Round:
65, Sam Hall Intercollegiate, 9/13/10

Low 36-Hole Score:
133, Sam Hall Intercollegiate, 9/13/10

Low Tourney Score:
202, Sam Hall Intercollegiate, 9/14/10

Career Tournament Log

2008-09

Place	Date	Tournament	Scores
T-10	Sept. 8-9	Mean Green Classic	77-68-75-220 (+4)
T-22	Sept. 15-16	Kansas Invitational	75-73-75-223 (+7)
T-47	Oct. 13-14	Squire Creek Invitational	73-76-73-222 (+6)
T-49	Feb. 16-17	Rice Intercollegiate	79-74-76-229 (+13)
T-64	Feb.23-24	All-America Intercollegiate*	82-78-80-240 (+24)
T-75	Mar. 9-10	Louisiana Classics*	80-77-78-235 (+31)
T-49	Apr. 13-14	Red Wolf Classic*	76-75-77-228 (+12)
Tournaments: 7 Rds: 21 Strokes: 1597			Avg: 76.05

2009-10

Place	Date	Tournament	Scores
T-7	Sept. 14-15	Sam Hall Intercollegiate	73-70-66-209 (-4)
T-20	Sept. 28-29	Kansas Invitational	73-73-78-224 (+8)
T-26	Oct. 19-20	Memphis Intercollegiate	74-76-76-226 (+10)
T-52	Oct. 26-27	David Toms Intercollegiate	75-71-75-221 (+8)
T-2	Nov. 2-3	Carter Plantation Intercollegiate	71-69-71-211 (-5)
T-7	Feb. 15-16	Oak Hills Invitational	74-73-70-217 (+4)
T-5	Feb. 22-23	Mardi Gras Invitational	74-67-75-216 (E)
T-42	Mar. 8-9	25th Annual Louisiana Classics	79-72-74-225 (+9)
T-14	Mar. 15-16	Rio Pinar Invitational	74-75-70-219 (+3)
T-24	Mar. 29-30	UALR/First Tee Classic	76-74-74-224 (+12)
T-23	Apr. 12-13	Red Wolf Classic	73-72-73-218 (+2)
15	Apr. 26-28	SBC Championship	75-77-69-221 (+5)
Tournaments: 12 Rds: 36 Strokes: 2631			Avg: 73.08

2010-11

Place	Date	Tournament	Scores
3	Sept. 13-14	Sam Hall Intercollegiate	68-65-69-202 (-11)
T-15	Sept. 20-21	Kansas Invitational	77-73-70-220 (+4)
T-20	Oct. 18-19	David Toms Intercollegiate	69-71-75-215 (-1)
T-17	Oct. 25-26	Memphis Intercollegiate	74-76-73-223 (+7)
Tournaments: 4 Rds: 12 Strokes: 860			Avg: 71.67

High School

- Lettered for four years in golf at Hahnville High School
- Helped the Tigers to the 2005 5-A State Championship with UL teammates Dustin Petit and Seth Dufrene
- Runner-Up in the 5-A State Championship in 2006 and 2008
- Helped HHS to the state playoffs in 2005, 2006, 2007 and 2008
- Hahnville High's Wendy's High School Heisman award winner in 2008
- 2008 Southern Junior Amateur Champion
- 2008 Class 5-A State Runner-Up
- 2006 Louisiana Junior Amateur Runner-Up
- Boasted a 73.81 stroke average in 2007
- Tied for third at the U.S. Junior Sectional Qualifier at Oakbourne Country Club in Lafayette
- Despite being a junior golfer, competed in the Louisiana State Amateur Championship where he carded rounds of 79-71-75-74 to finish in a tie for 13th
- At the 35th Annual Southern Junior Championship, he shot 71-73-73 to claim fifth place
- Placed third at the Louisiana Junior Amateur Championship at Beaver Creek Golf Club in Zachary, La., turning in rounds of 69, 73 and 70
- Had four other top-30 finishes in 2007: AJGA Jerry Pate Andrews Institute Southern Junior (t-14th); LHSAA 5A State Championship (t-15th); AJGA Medicus Preseason at Texarkana (t-19th); and AJGA Fidelity Investments Stars of Texas Junior (t-29th)
- 2007 5A Region III medalist, as well as a 2006 5A All-State selection
- Named to the 2006 All-Metro team for the New Orleans area
- Was a All-District 6-5A selection in 2005
- Top prospect in Louisiana in 2008

Personal

- Full name is Andrew Brian Noto
- Born February 19, 1990, in Houston, Texas
- Son of Brian and Mary Noto
- Has a younger brother Jason and an older sister Natalie
- Member of the Superintendent's List in High School
- Graduated Summa Cum Laude

	TOURN.	ROUNDS	STROKES	AVG.	BEST 18	BEST 36	BEST 54	TOP-10	TOP-25	BEST FINISH
2008-09	7	21	1597	76.05	68	145	220	1	2	T-10TH
2009-10	12	36	2631	73.08	66	140	209	4	9	T-2ND
2010-11*	4	12	860	71.67	65	133	202	1	4	3RD
CAREER TOTAL	23	69	5088	73.74	65	133	202	6	15	T-2ND

*- FALL SEASON STATS



ETHAN SAVOY

sophomore | 5-7 | st. thomas moore
lafayette, la.

Major: Management
2009-10 Sun Belt Honor Roll

2009-10:

- Played in six tournaments during his rookie season
- Averaged 79.11 strokes

High School:

- Was a four-time letter winner at St. Thomas Moore
- Named to the All-State Team three times, from 2006-08
- Was a part of the team that won the state championship in 2007 as a sophomore and was runner-up in 2006
- Earned All-Acadiana honors from 2007-09
- Coached by Tom Savoy and Chris Popp
- Served as captain of the St. Thomas Moore golf team.

Personal:

- Full name is Ethan Hale Savoy
- Born Apr. 28, 1990 in Lafayette, La.
- Son of Damon and Tom Savoy
- Has one older sister, Mattie
- Plans to major in business management

THE SAVOY CAREER FILE
Best Finish:
 T-4th, Memphis Intercollegiate, 10/26/10
Low Round:
 69, Memphis Intercollegiate, 10/26/10
Low 36-Hole Score:
 143, Memphis Intercollegiate, 10/25/10
Low Tourney Score:
 219, Memphis Intercollegiate, 10/26/10

Career Tournament Log

2009-10				
Place	Date	Tournament	Scores	
T-66	Sept. 14-15	Sam Hall Intercollegiate	76-76-73-225 (+12)	
76	Sept. 28-29	Kansas Invitational	82-84-80-246 (+30)	
72	Oct. 26-27	David Toms Intercollegiate*	75-79-79-233 (+20)	
T-62	Nov. 2-3	Carter Plantation Intercollegiate	80-81-77-238 (+22)	
84	Mar. 8-9	25th Annual Louisiana Classics*	80-89-84-253 (+37)	
T-76	Apr. 12-13	Red Wolf Classic*	74-81-74-229 (+13)	
Tournaments: 6	Rds: 18	Strokes: 1424	Avg: 79.11	
2010-11				
Place	Date	Tournament	Scores	
T-80	Sept. 13-14	Sam Hall Intercollegiate*	75-75-80-230 (+17)	
T-64	Oct. 18-19	David Toms Intercollegiate*	82-71-78-231 (+15)	
T-4	Oct. 25-26	Memphis Intercollegiate	74-69-76-219 (+3)	
Tournaments: 3	Rds: 9	Strokes: 680	Avg: 75.56	

* -COMPETED AS AN INDIVIDUAL

	TOURN.	ROUNDS	STROKES	AVG.	BEST 18	BEST 36	BEST 54	TOP-10	TOP-25	BEST FINISH
2009-10	6	18	1424	79.11	73	152	225	-	-	T-62ND
2010-11*	3	9	680	75.56	69	143	219	1	1	T-4TH
CAREER TOTAL	9	27	2104	77.92	69	143	219	1	1	T-4TH

*- FALL SEASON STATS



KELSEY ANGELLE

redshirt freshman | 5-10 | tuerlings catholic
arnaudville, la.

Major: Biology
2009-10

- Did not compete in any tournaments, received a red shirt

High School

- Was a four-time letterwinner at Teurlings Catholic
- Was a 4A regional medalist in 2009
- Captured second place as a individual at the state championship his senior year
- Was a part of the team that was named regional champions in 2007 and 2009
- Was a member of the Rebels squad that was the 2009 state champions

- Team earned runner-up honors at the 2008 state championship
- Named All-State and All-Acadiana three times from 2007-09
- Shot a school-record round of 67 at regional competition

Personal

- Full name is Kelsey Matthew Angelle
- Born Nov. 21, 1990 in Lafayette, La.

THE ANGELLE CAREER FILE

BEST FINISH:

T-35th, Kansas Invitational, 9/21/10

LOW ROUND:

74, Kansas Invitational, 9/21/10

LOW 36-HOLE SCORE:

150, Kansas Invitational, 9/21/10

LOW TOURNEY SCORE:

228, Kansas Invitational, 9/21/10

Career Tournament Log

2010-11

Place	Date	Tournament	Scores
T-35	Sept. 20-21	Kansas Invitational	74-76-78-228 (+12)
74	Oct. 18-19	David Toms Intercollegiate	83-77-79-239 (+23)
Tournaments: 2		Rds: 6	Strokes: 467
			Avg: 77.83

	Tourn.	Rounds	Strokes	Avg.	Best 18	Best 36	Best 54	Top-10	Top-25	Best Finish
2010-11*	2	6	467	77.83	74	150	228	-	-	T-35th
Career Total	2	6	467	77.83	74	150	228	-	-	T-35th

* - Fall Season



ASHTON ABEL

redshirt freshman | 5-10 | patterson
patterson, la.

Major: Kinesiology, Sports Management
2009-10

- Did not compete in any tournaments, received a red shirt

High School

- Was a two-time letterwinner in golf at Patterson High School
- Was a two-time parish champion and a two-time state qualifier
- Twice named to Louisiana's All-State Team
- Did not play golf his senior year of high school and attended the Hank Haney International Junior Golf Academy in Hilton Head, S.C.
- Coached by Cliff Coutoure
- Was a three-time letterwinner in baseball

Personal

- Full name is Ashton Peyton Abel
- Born Nov. 7, 1990 in Baton Rouge, La.
- Son of Peter and Ann Abel
- Has one older brother, Will and two older sisters, Leah and Ashley
- Plans to major in kinesiology



GARRETT WESTBROOK

junior | 5-7 | meridian cc
baton rouge, la.

Major: General Studies

2008-10 (Meridian CC)

- Two-time Junior College All-American while playing for the Eagles
- Named to the All-Tournament Team at the NJCCA National Championships in 2009 and 2010
- Led team to a runner-up finish at the 2010 NJCCA National Champions
- Tabbed to the 2009 NJCCA All-Region Team

High School

- Was a four-year letterwinner at Bishop Sullivan

Personal

- Full name is Garrett Joesph Westbrook
- Born Oct. 23, 1989 in Baton Rouge, La.
- Son of Jeff and Janet
- Has a brother, Austin, and a sister, Katie



PETER LAMARIS

freshman | 6-0 | avondale
sydney, new south wales, australia

Major: Kinesiology, Sports Management

High School

- Attended Avondale High School in Sydney, Australia
- Was a three-time State Age Champion (12 yrs., 13 yrs, 15 yrs.)
- Was tabbed to the State Junior Team during sophomore and junior years
- In 2009 was named to the Elite Squad
- Finished in the top-10 at the New Zealand Amateur and in the top-40 at the Australian Amateur

Personal

- Full name is Peter Lamaris
- Born Aug. 28th, 1991 in Gosford, New South Wales, Australia
- Son of Irene and Leo Lamaris
- Has one sister, Elenar Mia

THE LAMARIS CAREER FILE

BEST FINISH:

T-28th, Sam Hall Intercollegiate, 9/14/10

LOW ROUND:

71, Sam Hall Intercollegiate, 9/14/10

LOW 36-HOLE SCORE:

144, Sam Hall Intercollegiate, 9/13/10

LOW TOURNEY SCORE:

215, Sam Hall Intercollegiate, 9/14/10

Career Tournament Log

2010-11

Place	Date	Tournament	Scores
T-28	Sept. 13-14	Sam Hall Intercollegiate	72-72-71-215 (+2)
T-74	Sept. 20-21	Kansas Invitational	79-76-80-235 (+19)
T-66	Oct. 18-19	David Toms Intercollegiate	73-78-81-213 (+16)
69	Oct. 25-26	Memphis Intercollegiate	83-79-77-239 (+23)
Tournaments: 4	Rds: 12	Strokes: 902	Avg: 75.17

	Tourn.	Rounds	Strokes	Avg.	Best 18	Best 36	Best 54	Top-10	Top-25	Best Finish
2010-11*	4	12	902	75.17	72	144	215	-	-	T-28th
Career Total	4	12	902	75.17	72	144	215	-	-	T-28th

* - Fall Season



CHRISTOPH WENINGER

freshman | 6-0 | pg liefering
mondsee, austria

Major: Economics

High School

- Attended Privatgymnasium der Herz-Jesu-Missionare in Salzburg, Austria
- Made three appearances at the European Amateur (2007, 2008, 2010)
- Was the Austrian Amateur Match Play Champion in 2008
- Won the Czech Junior Championship in 2007 and the Austrian junior Championship in 2008
- Is a member of the Austrian National Team

Personal

- Full name is Christoph Weningen
- Born on Dec. 25, 1990 in Salzburg, Austria
- Son of Fritz and Elisabeth Weningen
- Has one sister, Christina

THE WENINGER CAREER FILE

BEST FINISH:

T-20th, Memphis Intercollegiate

LOW ROUND:

69, Sam Hall Intercollegiate, 9/13/10

LOW 36-HOLE SCORE:

145, Sam Hall Intercollegiate, 9/13/10

LOW TOURNEY SCORE:

216, Sam Hall Intercollegiate, 9/14/10

**Career Tournament Log
2010-11**

Place	Date	Tournament	Scores
T-31	Sept. 13-14	Sam Hall Intercollegiate	76-69-71-216 (+3)
T-35	Sept. 20-21	Kansas Invitational	75-74-76-225 (+9)
T-33	Oct. 18-19	David Toms Intercollegiate	75-73-70-219 (+2)
T-20	Oct. 25-26	Memphis Intercollegiate	74-74-76-224 (+8)
Tournaments:4		Rds: 12 Strokes: 884	Avg: 73.67

	Tourn.	Rounds	Strokes	Avg.	Best 18	Best 36	Best 54	Top-10	Top-25	Best Finish
2010-11*	4	12	884	73.67	69	145	216	-	-	T-20th
Career Total	4	12	884	73.67	69	145	216	-	-	T-20th

* - Fall Season



2010-11 UNIVERSITY OF LOUISIANA MEN'S GOLF



ASHTON ABEL
5-10 • FR. • RS
PATTERSON, LA.



KELSEY ANGELLE
5-10 • FR. • RS
ARNAUVILLE, LA.



SETH DUFRENE
6-0 • SR. • 3L
LULING, LA.



PHILIPP FENDT
6-0 • JR. • 2L
VIENNA, AUSTRIA



PETER LAMARIS
6-0 • FR. • HS
NEW SOUTH WALES, AUSTRALIA



ANDREW NOTO
5-10 • JR. • 2L
LULING, LA.



THOMAS PETTS
6-3 • SR. • 3L
NORTH VANCOUVER, CANADA



ETHAN SAVOY
5-7 • SO. • 1L
LAFAYETTE, LA.



CHRISTOPH WENINGER
6-0 • FR. • HS
MONDSEE, AUSTRIA



GARRETT WESTBROOK
5-7 • JR. • TR
BATON ROUGE, LA.



THEO SLIMAN
HEAD COACH
THIRD SEASON

CAJUN

COURSES





OAKBOURNE COUNTRY CLUB (lafayette, la.)

- Oakbourne Country Club's 7,002-yard, par 72 layout is considered one of the South's toughest courses.
- Oakbourne, ranked by the Southern Journal of Golf as the fourth-best course in Louisiana, is rated at 73.6 with a slope rating of 136.
- It was designed by famed golf course architect Dick Wilson and was founded in 1955. Oakbourne opened for play in 1957. The course was renovated in 1985 to include extensive use of grass bunkers, earth mounding and contour cutting.
- Oakbourne Country Club was founded in 1955 and is one of the oldest member owned private clubs in the area. Oakbourne was the home course for the well known PGA Champions & Ryder Cup Players Jay and Lionel Hebert.

LE TRIOMPHE GOLF & COUNTRY CLUB (broussard, la.)

- LeTriomphe Golf and Country Club is a private 18-hole facility designed by the world famous architect Robert Trent Jones, Jr. The course features 12 water holes, fairways lined with rolling hills and large undulated, greens. The course plays to a par 72 and can be stretched to over 7,000 yards from the back tees.
- TimesofAcadianareadersrankedLeTriompheas“Acadiana’sBestGolfCourse”fiveyears running. For the past 16 years, LeTriomphe has hosted the Nationwide Tour Louisiana Open golf tournament. Some of the former winners include former **UL golfer Rob McKelvey**, as well as, PGA Tour players Matt Gogel and Paul Stanowski.
- The USA Today listed Le Triomphe as one of the best courses in the U.S. built since 1962. Golf Digest and GolfWeek magazines listed Le Triomphe in the top five courses in Louisiana in their 1994-1995 rankings and Le Triomphe has managed to maintain its lofty status since. In 2003, the greens and bunkers were redesigned by PGA course designer Steve Wenzloff. The greens were built to USGA specifications and Tifdwarf Bermuda was installed on the putting surfaces. A design unique to Le Triomphe using Portland cement and synthetic erosion control fabric was utilized in the construction of bunkers. These design changes along with state-of-the-art construction techniques ensures that Le Triomphe will be among the best in the country in conditioning and playability for years to come.
- Le Triomphe Golf and Country Club combined with Le Triomphe Residential Community forms a 392-acre, \$24.5 million dollar luxury country club facility, including an extensive practice facility complete with a putting green, chipping green area with both sand & grass bunkers, and one of the largest driving ranges in the entire south.

THE WETLANDS GOLF CLUB (lafayette, la.)

- The Wetlands Golf Course is unique to Southern Louisiana with wide open fairways and subtle rolling terrain. The challenge of the course includes well-bunkered greens and water hazards that affect 11 holes. The Wetlands accommodates all players with five tees ranging from 7300 yards at its longest and just over 5000 yards at its shortest. The TifDwarf greens are smooth and rolling, providing a test for every golfer.
- The 18-hole Wetlands Golf Course facility features all the hallmarks of Louisiana golf. Designed by Frank Burandt, the course opened in 2006.

ACADIAN HILLS COUNTRY CLUB (lafayette, la.)

- Acadian Hills Country Club is one of South Louisiana's best-kept golfing secrets. Rolling fairways carved from the cotton rows of yesteryear forms a 100-plus acre luxury country club appropriately named Acadian Hills. This country club was designed and built in 1962. For years the beauty of the terrain belonged to the crop and dairy farmers. Throughout the design of the course, all aspects have emphasized harmony with the natural surroundings.
- The 18-hole golf course layout offers golfers enthusiasts a first-rate course strategically designed to challenge all playing levels. This course winds through live hardwood, tall pine trees and natural vegetation, featuring five manmade lakes and a snaking coulee. Elevation variations and wildlife accentuate the flowing terrain. Sand and grass bunkers dot the fairways and guard the slightly sloped greens.
- Acadian Hills Country Club offers a unique setting combining the mystiques of golf course designer Bill Bass, as well as, Charlie Dugas, Lucas Barbato and Jay Riviere, who have placed their hand-prints on the course's evolution over the years. Chad Massie, current club pro, continues to put his spin on course updating.

2009-10 FINAL STATISTICS

PLAYER	ROUNDS	STROKES	AVG	SUB-PAR	LOW ROUND (SITE)
PHILIPP FENDT	39	2,825	72.43	15	67 (SAM HALL INTERCOLLEGIATE)
ANDREW NOTO	36	2,631	73.08	10	66 (SAM HALL INTERCOLLEGIATE)
KYLE PRITCHARD	33	2480	75.15	5	68 (SAM HALL INTERCOLLEGIATE)
MARK BROCKHURST	27	2,083	77.15	3	70 (RED WOLF CLASSIC)
THOMAS DISCH	24	1,857	77.38	-	72, 4X (LAST AT SBC CHAMPIONSHIP)
THOMAS PETTS	18	1,399	77.72	-	73 (SAM HALL INTERCOLLEGIATE)
ETHAN SAVOY	18	1424	79.11	-	73 (SAM HALL INTERCOLLEGIATE)
SETH DUFRENE	9	746	82.89	-	77, 2X (LAST AT UALR FIRST TEE CLASSIC)
TOTALS	204	15,445	75.71	33	283 (SAM HALL INTERCOLLEGIATE)

Sam Hall Intercollegiate Sept. 14-15 Hattiesburg CC Hattiesburg, Miss. Par 71 - 6,850 yards

#	Team	Rd1	Rd2	Rd3	Total
1.	Southeastern La.	281	284	280	845
T-2.	Memphis	277	285	284	846
T-2.	New Orleans	289	270	287	846
4.	Arkansas St.	280	283	291	854
T-5. Louisiana	284	288	283	855	
T-5.	Kennesaw St.	284	286	285	855
7.	Southern Miss	286	292	278	856
8.	Mississippi St.	290	283	284	857
9.	Louisiana Tech	291	285	284	860
10.	UALR	280	294	287	861
11.	Murray St.	293	283	286	862
12.	Jacksonville St.	290	288	289	867
T-13.	Troy	294	283	292	869
T-13.	Winthrop	296	278	295	869
15.	Austin Peay	293	289	297	879

RAGIN' CAJUNS RESULTS

4.	Philipp Fendt	67	70	69	206
T-7.	Andrew Noto	73	70	66	209
T-40.	Kyle Pritchard	68	75	75	218
T-66.	Ethan Savoy	76	76	73	225
T-74.	Thomas Petts	76	73	77	226
84.	Seth Dufrene*	79	77	79	235

*. competed as an individual



Memphis Invitational Oct. 19-20 Colonial G.C. Memphis, Tenn. Par 72 - 7,259 yards

#	Team	Rd1	Rd2	Rd3	Total
1.	South Alabama	296	293	293	882
2.	UALR	302	302	283	887
3.	Southern Miss	301	292	301	894
4.	Iowa St.	304	299	296	899
5.	Denver	309	292	299	900
6.	Ohio St.	316	298	291	905
T-7.	Memphis	312	302	292	906
T-7.	Mississippi St.	307	302	297	906
T-7.	Wisconsin	314	293	299	906
T-10.	Maryland	309	298	301	908
T-10.	Louisville	309	305	294	908
12.	Penn St.	314	290	307	911
T-13.	Xavier	301	310	301	912
T-13.	Louisiana Tech	314	303	295	912
15.	Arkansas St.	309	305	307	921
16. Louisiana	316	303	303	922	

RAGIN' CAJUNS RESULTS

T-26	Andrew Noto	74	76	76	226
T-44	Philipp Fendt	77	78	75	230
T-57	Kyle Pritchard	82	73	78	233
T-71	Mark Brockhurst	83	76	77	236
T-78	Thomas Petts	86	78	75	239

David Toms Invitational Oct. 26-27 Country Club of Louisiana Baton Rouge, La. Par 72 - 6,849 yards

#	Team	Rd1	Rd2	Rd3	Total
1.	LSU	285	273	286	844
T-2.	North Florida	289	276	280	845
T-2.	Kent St.	283	278	284	845
4.	Mississippi	286	280	283	849
T-5.	Rice	285	287	279	851
T-5.	Southeastern La.	289	275	287	851
7.	Pepperdine	285	281	288	854
8.	Mississippi St.	288	279	292	859
9.	Auburn	291	291	282	864
10.	Louisiana Tech	290	283	293	866
11.	UAB	286	289	297	872
12.	South Alabama	295	288	294	877
13.	Northwestern	279	292	307	878
14. Louisiana	299	287	306	892	

RAGIN' CAJUNS RESULTS

T-28.	Philipp Fendt	70	68	78	216
T-52.	Andrew Noto	75	71	75	221
T-67.	Kyle Pritchard	76	74	79	229
T-67.	Mark Brockhurst	78	75	76	229
69.	Thomas Petts	79	74	77	230
71.	Ethan Savoy*	75	79	79	233

*. competed as an individual

Kansas Invitational Sept. 28-29 Alvamar G.C. Lawrence, Kan. Par 72 - 7,092 yards

#	Team	Rd1	Rd2	Rd3	Total
1.	Oklahoma	291	300	295	886
T-2.	Kansas	295	301	292	888
T-2.	Missouri	293	296	299	888
T-2. Louisiana	301	290	297	888	
5.	Illinois St.	300	299	291	890
6.	Nebraska	312	288	295	895
7.	Houston	305	299	298	902
8.	Idaho	313	296	298	907
9.	Seton Hall	306	307	298	911
10.	Oklahoma City	309	304	308	921
11.	Western Kentucky	314	306	305	925
T-12.	Marquette	311	316	301	928
T-12.	UMKC	314	305	309	928
14.	South Dakota	319	324	314	957

RAGIN' CAJUNS RESULTS

T-3.	Philipp Fendt	75	69	72	216
T-6.	Kyle Pritchard	73	72	73	218
T-20.	Andrew Noto	73	73	78	224
T-35.	Thomas Petts	80	76	74	230
76.	Ethan Savoy	82	84	80	246



Carter Plantation Intercollegiate Nov. 2-3 Carter Plantation Springfield, La. Par 72 - 7,104 yards

#	Team	Rd1	Rd2	Rd3	Total
1. Louisiana	292	288	290	870	
2.	Rice	290	289	292	871
T-3.	Central Arkansas	290	292	290	872
T-3.	New Orleans	280	300	292	872
5.	UT-Arlington	291	296	288	875
6.	Southeastern La.	297	289	298	884
T-7.	Sam Houston St	298	297	297	892
T-7.	Arkansas St.	289	301	302	892
9.	Jacksonville St.	307	287	304	898
10.	Stephen F. Austin	300	306	297	903
11.	ULM	301	305	300	906
12.	McNeese St.	306	307	313	926
13.	Nicholls St.	312	313	311	936

RAGIN' CAJUNS RESULTS

T-2.	Andrew Noto	71	69	71	211
T-5.	Philipp Fendt	77	68	70	215
T-5.	Kyle Pritchard	73	70	72	215
T-51.	Mark Brockhurst	71	83	77	231
T-62.	Ethan Savoy	80	81	77	238
T-59.	Thomas Disch*	76	79	81	236

*. competed as an individual



Oak Hills Invitational
Feb. 15-16
Oak Hills CC
San Antonio, Texas
Par 72 – 6,931 yards

#	Team	Rd1	Rd2	Rd3	Total
1.	Texas Tech	299	283	293	875
2.	Southeastern La.	292	290	295	877
T-3.	Tulsa	292	291	295	878
T-3.	Baylor	295	291	292	878
5.	North Texas	299	289	292	880
6.	Iowa St.	295	292	300	887
7.	Stephen F. Austin	300	297	292	889
8.	Wichita St.	300	294	296	890
9.	Sam Houston St.	306	292	293	891
10.	Texas St.	300	293	302	895
11.	Louisiana	296	295	305	896
12.	Oklahoma	305	297	299	901
13.	Air Force	309	304	303	916
14.	UTSA	304	307	309	920
15.	Illinois St.	317	310	305	932

25th Louisiana Classics
Mar. 8-9
Oakbourne CC
Lafayette, La.
Par 72 – 7,141 yards

#	Team	Rd1	Rd2	Rd3	Total
1.	LSU	295	277	292	864
2.	Illinois	284	288	294	866
3.	Tulsa	289	283	299	871
4.	Southeastern La.	287	293	301	881
5.	Memphis	289	304	289	882
T-6.	Texas St.	296	296	293	885
T-6.	UAB	293	294	298	885
T-8.	Southern Miss	294	296	296	886
T-8.	New Orleans	297	296	293	886
10.	SMU	299	293	295	887
11.	UALR	295	301	293	889
12.	Houston	297	290	309	896
13.	Colorado	293	295	309	897
14.	Louisiana	302	296	301	899
15.	Kansas	299	301	307	907

RAGIN' CAJUNS RESULTS

3.	Philipp Fendt	70	72	72	214
T-7.	Andrew Noto	74	73	70	217
T-44.	Thomas Disch	74	72	82	228
T-70.	Kyle Pritchard	78	78	81	237
81.	Seth Dufrene	87	82	99	268

Mardi Gras Invitational
Feb. 22-23
TPC Louisiana
New Orleans, La.
Par 72 – 6,931 yards

#	Team	Rd1	Rd2	Rd3	Total
1.	San Diego	290	287	293	870
2.	North Carolina St.	286	289	298	873
3.	New Orleans	287	291	300	878
4.	Troy	303	288	288	879
5.	UALR	296	297	292	885
6.	Wichita St.	293	296	301	890
7.	Southeastern La.	298	286	307	891
8.	Liberty	299	301	295	895
9.	Campbell	314	285	301	900
10.	Louisiana	300	290	315	905
11.	Louisiana Tech	303	302	304	909
12.	La.-Monroe	311	304	307	922
13.	Centenary College	311	314	307	932
14.	Austin Peay	316	302	329	947
15.	Nicholls St.	322	318	315	955

RAGIN' CAJUNS RESULTS

T-5.	Andrew Noto	74	67	75	216
T-13.	Philipp Fendt	74	68	77	219
T-46.	Thomas Disch	73	76	82	231
69.	Thomas Petts	79	79	85	243
T-73.	Mark Brockhurst	85	81	81	247

Rio Pinar Invitational
Mar. 15-16
Rio Pinar CC
Orlando, Fla.
Par 72 – 7,001 yards

#	Team	Rd1	Rd2	Rd3	Total
1.	UCF	279	290	281	850
2.	Charlotte	291	293	285	869
3.	North Florida	293	297	288	878
4.	North Texas	291	293	295	879
5.	Middle Tennessee	289	307	287	883
6.	Southern Miss	293	309	285	887
7.	Liberty University	295	299	294	888
8.	Louisiana	294	308	287	889
9.	Toledo	296	302	292	890
10.	Miami (Ohio)	304	296	295	895
11.	Wichita St.	298	302	299	899
12.	Akron	299	303	301	903
13.	Col. of Charleston	305	304	295	904
14.	South Alabama	302	300	303	905
T-15.	Florida Atlantic	303	307	298	908
T-15.	South Florida	306	302	300	908
17.	UT-Arlington	293	316	309	918
18.	Marquette	308	314	298	920

RAGIN' CAJUNS RESULTS

8.	Philipp Fendt	72	75	69	216
T-14.	Andrew Noto	74	75	70	219
T-38.	Kyle Pritchard	72	79	74	225
T-61.	Mark Brockhurst	76	79	74	229
T-74.	Thomas Disch	77	80	75	232

First Tee Collegiate Classic
Mar. 29-30
Chenal CC
Little Rock, Ark.
Par 72 – 7,221 yards

#	Team	Rd1	Rd2	Rd3	Total
1.	Southeastern La.	288	286	291	865
2.	Missouri	293	279	301	873
3.	Central Arkansas	289	287	298	874
4.	Lamar	299	281	298	878
5.	North Texas	296	286	297	879
6.	Iowa St.	292	292	309	893
7.	Illinois St.	294	296	304	894
8.	Louisiana Tech	292	297	308	897
9.	Rice	299	297	305	901
10.	Louisiana	306	293	303	902
11.	UALR	294	296	315	905
12.	Sam Houston St.	305	303	299	907
13.	Southern Miss	304	299	305	908
14.	La.-Monroe	299	306	305	910
15.	Oral Roberts	301	303	307	911
16.	Arkansas St.	303	302	307	912
17.	Texas St.	303	304	307	914
18.	Western Kentucky	312	301	322	935

RAGIN' CAJUNS RESULTS

8.	Philipp Fendt	69	70	77	216
T-24.	Andrew Noto	76	74	74	224
T-58.	Kyle Pritchard	81	72	77	230
T-72.	Mark Brockhurst	82	77	75	234
T-77.	Thomas Disch	80	77	78	235
T-92.	Seth Dufrene*	83	77	83	243

*- competed as an individual

Redwolf Classic
Apr. 12-13
Sage Meadows GC
Jonesboro, Ark.
Par 72 – 6,565 yards

#	Team	Rd1	Rd2	Rd3	Total
1.	Middle Tennessee	287	289	282	858
2.	Central Arkansas	285	280	295	860
3.	Stephen F. Austin	283	289	289	861
4.	Louisiana	290	290	284	864
5.	Illinois St.	286	293	288	867
6.	UALR	286	290	293	869
7.	UMKC	286	291	294	871
8.	Austin Peay	295	288	292	875
9.	Missouri St.	289	291	299	879
10.	Jacksonville St.	295	285	303	883
11.	La.-Monroe	305	293	290	888
12.	SIU Edwardsville	298	295	299	892
13.	Arkansas St.	307	285	302	894
14.	Tennessee-Martin	306	287	302	895
15.	Troy	296	294	306	896
16.	Southern Illinois	298	298	302	898
17.	Meridian CC	301	302	297	900
18.	DePaul	309	301	296	906

RAGIN' CAJUNS RESULTS

T-6.	Philipp Fendt	73	71	68	212
T-23.	Mark Brockhurst	70	75	73	218
T-23.	Andrew Noto	73	72	73	218
T-31.	Kyle Pritchard	74	75	71	220
T-50.	Thomas Disch	80	72	72	224

Sun Belt Championship
Apr. 26-28
Robert Trent Jones Golf Trail
Muscle Shoals, Ala.
Par 72 – 7,171 yards

#	Team	Rd1	Rd2	Rd3	Total
1.	South Alabama	296	294	282	872
2.	Middle Tennessee	286	300	292	878
3.	New Orleans	296	293	290	879
4.	Louisiana	297	303	280	880
5.	North Texas	291	307	287	885
6.	Arkansas St.	303	298	290	891
T-7.	UALR	308	302	287	897
T-7.	Western Kentucky	298	306	293	897
9.	Louisiana-Monroe	302	296	301	899
10.	Troy	312	304	290	906
11.	Florida Atlantic	305	303	300	908
12.	Denver	308	309	299	916


RAGIN' CAJUNS RESULTS

T-6.	Philipp Fendt	73	75	69	217
T-6.	Kyle Pritchard	75	71	71	217
15.	Andrew Noto	75	77	69	221
T-29.	Thomas Disch	74	80	72	226
T-42.	Mark Brockhurst	77	82	71	230

NCAA South Central Regional
May 20-22
Traditions Golf Club
Bryan, Texas
Par 72 – 7,146 yards

#	Player	Rd1	Rd2	Rd3	Total
T-54.	Philipp Fendt*	76	76	77	229

*- competed as an individual



2009-10 SUN BELT CONFERENCE REVIEW

2010 Final Standings Sun Belt Conference *The Shoals* Robert Trent Jones Golf Trail (Muscle Shoals, Ala.)

Final Team Standings

1	Middle Tennessee	295-287-284-866
2	Denver	291-291-290-872
3	North Texas	297-288-288-873
4	Louisiana	298-293-283-874
5	South Alabama	283-301-291-875
6	UALR	290-295-291-876
7	Arkansas State	290-298-299-887
8	New Orleans	294-291-306-891
9	Louisiana-Monroe	306-298-293-897
10	Troy	298-303-300-901
11	Western Kentucky	300-312-293-905
12	Florida Atlantic	305-310-305-920

Top 25 Individuals

1.	Oscar Zetterwall, New Orleans	71-66-71-208
2.	Rodolfo Cazaubon, North Texas	72-73-68-213
T3.	Linus Gillgren, Arkansas-Little Rock	76-71-69-216
T3.	Marc-Etienne Bussieres, South Alabama	73-73-70-216
T3.	Hunter Green, Middle Tennessee	73-70-73-216
T6.	Philipp Fendt, Louisiana	73-75-69-217
T6.	Espen Kofstad, Denver	76-73-68-217
T6.	Kyle Pritchard, Louisiana	75-71-71-217
T6.	Jack Hiluta, South Alabama	73-73-71-217
T6.	Alex Yost, Western Kentucky	71-74-72-217
11.	Chris Piumelli, South Alabama	72-73-73-218
T12.	Ken Looper, New Orleans	74-74-71-219
T12.	Craig Smith, Middle Tennessee	70-75-74-219
14.	Troy Anderson, Denver	72-73-75-220
15.	Andrew Noto, Louisiana	75-77-69-221
T16.	Justin Eaves, Troy	79-73-70-222
T16.	Kent Bulle, Middle Tennessee	70-81-71-222
T16.	Jason Millard, Middle Tennessee	73-74-75-222
T16.	Neil Horsley, Western Kentucky	78-73-71-222
T16.	Ben Silverman, Florida Atlantic	76-74-72-222
T21.	Carlos Wilson, Louisiana-Monroe	70-77-76-223
T21.	McLain Leberte, South Alabama	78-75-70-223
T24.	Hector Arias, New Orleans	76-74-74-224
T24.	Kell Shenep, Arkansas State	75-75-74-224

YEAR-BY-YEAR RESULTS (since 1992)

1992: TEAM: 1. USA 883, **2. UL 886**, 3. UCF 889, 4. Lamar 907, 5. WKU 914, 6. UTPA 915, T7. UNO 931, T7. Jacksonville 931, 9. ASU 940, 10. La. Tech 959. **INDIVIDUAL:** 1. Robert Damron, UCF 215; 2. Brett Snortland, Lamar 217, 3. Eduardo Ibarra, Jacksonville 218; T4. Andrew Park, USA 219, T4. Hans Strom-Olsen, UCF 219.

1993: TEAM: 1. **UL 879**, 2. USA 904, 3. Jacksonville 915, 4. WKU 918, 5. Lamar 919, 6. La. Tech 939, 7. ASU 946, 8. UALR 949, 9. UTPA 955, 10. UNO 956. **INDIVIDUAL:** 1. **Trey Coker, UL 217**; 2. **Mike Etherington, UL 218**; 3. **Chris Popp, UL 220**; 4. Jeff Peck, Lamar 223; T5. Tom Clemons, USA 224; T5. Bryan Baysinger, WKU 224.

1994: TEAM: 1. USA 846, 2. UALR 855, **3. UL 858**, 4. ASU 861, 5. UNO 872, 6. WKU 873, T7. Jacksonville 882, T7. La. Tech 882, 9. Lamar 892, 10. UTPA 893. **INDIVIDUAL:** 1. David Faight, ASU 207; 2. Heath Slocum, USA 209; T3. Brent Winston, UALR 210; T3. Jason Brown, USA 210; T3. Tom Clemons, USA 210; T3. Jeff Mills, Jacksonville 210.

1995: TEAM: 1. USA 879, 2. UALR 903, 3. ASU 908, T4. Lamar 911, T4. UNO 911, 6. UTPA 914, 7. WKU 915, **8. UL 917**, 9. La. Tech 918, 10. Jacksonville 935. **INDIVIDUAL:** 1. Joe Daly, WKU 216; 2. Heath Slocum, USA 217; 3. Colin McKern, USA 220; T4. John Beard, UALR 222; T4. Brian McCann, ASU 222; T4. Steven Vogel, UNO 222.

1996: TEAM: 1. USA 867, **2. UL 871**, 3. UALR 893, 4. ASU 902, 5. Lamar 904, 6. La. Tech 904, 7. UTPA 906, 8. WKU 916, 9. UNO 917, 10. Jacksonville 970. **INDIVIDUAL:** T1. Heath Slocum, USA 206; **T1. Greg Sonnier, UL 206**; 3. Colin McKern, USA 217; T4. Brian McCann, ASU 218; T4. Alex Maynard, UALR 218.

1997: TEAM: 1. **UL 859**, 2. USA 860, 3. ASU 861, 4. UALR 862, 5. Jacksonville 879, T6. UTPA 879, T6. Lamar 879, 8. La. Tech 891, 9. UNO 899, 10. WKU 907. **INDIVIDUAL:** 1. David Faight, ASU 208; T2. Alex Maynard, UALR 210; T2. D.J. Nelson, USA 210; Jason Jones, USA 211; **T4. Greg Sonnier, UL 212**; **T4. Brett Overman, UL 212**; **T4. Matt Trevino, UL 212**.

1998: TEAM: 1. USA 857, 2. UTPA 871, **3. UL 878**, 4. WKU 883, 5. La. Tech 884, 6. Arkansas State 888, T7. UALR 890, T7. Jacksonville 890, 9. Lamar 909, 10. UNO 910. **INDIVIDUAL:** 1. Freddie Cortina, USA 209; 2. Luis Arechiga, UTPA 211; 3. Seane Richardson, La. Tech 213; 4. Andre Prejean, La. Tech 214; 5. Nate Gilchrist, WKU 215.

1999: TEAM: 1. USA 865, 2. ASU 869, **3. UL 878**, 4. UALR 879, 5. La. Tech 905, 6. WKU 907, 7. UNO 912, 8. FIU 930. **INDIVIDUAL:** 1. Daniel Fox, UALR 211; T2. Zoltan Veress, ASU 213; T2. Brian Pool, USA 213; T4. Greg Sonnier, UL 216; T4. Alan Morgan, USA 216.

2000: TEAM: 1. UALR 870, **2. UL 879**, 3. WKU 881, 4. ASU 889, 5. USA 891, 6. UNO 911, 7. La. Tech 924, 8. Denver 952. **INDIVIDUAL:** 1. **Richard Ainley, UL 207**; 2. Daniel Fox, UALR 211; 3. Charlie Cornette, WKU 216; T4. Jaime Seim, UALR 218; T4. Brian Pool, USA 218.

2001: TEAM: 1. UALR 879, **2. UL 891**, 3. Denver 893, T4. MT 894, T4. NT 894, 6. ASU 896, 7. USA 898, 8. WKU 899, 9. NMSU 920, 10. Tech 923, 11. UNO 930. **INDIVIDUAL:** 1. Erik Billinger, DU 213; 2. Billy Zihala, UALR 214; 3. Freddy Espericueta, NT 216; **4. Orn Hjartarson, UL 217**; 5. Ian Brendel, USA 218.

2002: TEAM: 1. USA 885, 2. NMSU 891, 3. Denver 892, 4. WKU 899, 5. NT 900, UALR 901, **7. UL 906**, 8. ASU 911, 9. MT 916, 10. UNO 945. **INDIVIDUAL:** 1. Jon Babich, NMSU 213; 2. Shawn Wills, DU 217; 3. Luke Bakke, UALR 218; T4. Gareth Maybin, USA 219, T4. Ryan Gildersleeve, USA 219, T4. Brad Besler, NT 219, T4. Matt Lemma, USA 219.

2003: TEAM: 1. NT 862, 2. Denver 872, 3. USA 885, 4. UALR 890, 5. ASU 892, 6. WKU 897, **7. UL 902**, 8. MT 914, 9. NMSU 923, 10. UNO 933. **INDIVIDUAL:** 1. Brad Besler, NT 209; 2. Barrett Jarosch, DU 210; T3. Zach Atkinson, NT 215; T3. John Mullendore, WKU 215; T5. Wixson Huffstetler, ASU 216.

2004: TEAM: 1. NMSU, 864, 2. NT 882, 3. USA 887, **4. UL 900**, 5. WKU 901, 6. UALR 902, 7. MT 902, 8. MT 914, 9. Denver 911, 10. UNO 940. **INDIVIDUAL:** 1. Gareth Maybin, USA 214; 2. Brian Thornburg, NMSU 215; 3. Danny Bowen, NMSU 217; T4. Zach Atkinson, NT 218; T4. Brad Gibson, NT 218.

2005: TEAM: 1. USA 877, **2. UL 878**, 3. Denver 892, 4. UNO 894, 5. MT 896, 6. NMSU 898, 7. NT 908, 8. WKU 909, 9. UALR 911, 10. ASU 918. **INDIVIDUAL:** 1. Patrick Sullivan, UALR 212; 2. Charlie Soule, DU 214; 3. Johnny Caldwell, USA 215; **4. Justin Lowe, UL 216**; **T5. Peter Badawy, UL 217**; T5. Colin Speirs, USA 217.

2006: TEAM: T1. WKU* 875, T1. NT 875, T1. USA 875, 4. UNO 877, 5. Troy 879, 6. ASU 883, 7. Denver 888, 8. UALR 892, **9. UL 898**, 10. MT 906 (* - Won on a playoff hole). **INDIVIDUAL:** 1. Brent Long, WKU 211; 2. Johnny Caldwell, USA 212; T3. James Love, DU 214; T3. Austin Welch, NT 214; T5. Kyle Simmons, USA 216; 5. Daniel Burns, USA 216.

2007: TEAM: **T1. UL* 869**, T1. MT 869, 3. UNO 870, 4. DU 878, 5. NT 881, 6. WKU 893, 7. Troy 898, 8. USA 903, 9. ASU 905, 10. ULM 919, 11. UALR 924, 12. FAU 927 (* - Won on a playoff hole). **INDIVIDUAL:** 1. Craig Smith, MT 211; **2. Peter Badawy, UL 212**; 3. Dustin Thompson, NT 213; T4. Jose Toledo, UNO 215; T4. Jason Kuperman, UNO 215.

2008: TEAM: 1. DU 853, 2. UNO 854, 3. USA 856, 4. WKU 857, 5. UL 863, 6. Troy 867, 7. MT 869, 8. NT 870, 9. ULM 876, 10. UALR 884, 11. ASU 902, 12. FAU 908. **INDIVIDUAL:** 1. Johnny Caldwell, USA 205; 2. Daniel Wax, DU 207; 3. Brent Long, WKU 208; T4. Jose Toledo, UNO 209; T4. Justin Perry, WKU 209; Espen Kofstad, DU 209.

2009: TEAM: 1. MT 866, 2. DU 872, 3. NT 873, 4. UL 874, 5. USA 875, 6. UALR 876, 7. ASU 887, 8. UNO 891, 9. ULM 897, 10. Troy 901, 11. WKU 905, 12. FAU 920. **INDIVIDUAL:** 1. Espen Kofstad, Denver, 208; 2. Lloyd du Perez, ASU, 213; 3. Marc Bussieres, USA, 214; 4. Jack Hiluta, USA, 215; 5. Chas Narramore, Middle Tennessee, 216

2010: TEAM: 1. MT 866, 2. DU 872, 3. NT 873, 4. UL 874, 5. USA, 6. UALR 876, 7. ASU 887, 8. UNO 891, 9. ULM 897, 10. Troy 901, 11. WKU 905, 12. FAU 920. **INDIVIDUAL:** 1. Oscar Zetterwall, UNO, 208, 2. Rodolfo Cazaubon, NT, 213, T3. Linus Gillgren, UALR, 216, T3. Marc-Etienne Bussieres, USA, 216, T3. Hunter Green, MT, 216.

Sun Belt Champions Team Champions




2010	Middle Tennessee
2009	Middle Tennessee
2008	Denver
2007	Louisiana
2006	Western Kentucky
2005	South Alabama
2004	New Mexico State
2003	North Texas
2002	South Alabama
2001	UALR
2000	UALR
1999	South Alabama
1998	South Alabama
1997	Louisiana
1996	South Alabama
1995	South Alabama
1994	South Alabama
1993	Louisiana
1992	South Alabama
1991	South Alabama
1990	VCU
1989	South Florida
1988	South Florida
1987	South Florida
1986	South Florida
1985	South Florida
1984	South Florida
1983	South Florida
1982	South Florida
1981	South Florida
1980	South Florida
1979	South Florida
1978	Jacksonville
1977	Jacksonville

Individual Champions

2010	Oscar Zetterwell, New Orleans
2009	Espen Kofstad, Denver
2008	Johnny Caldwell, South Alabama
2007	Craig Smith, Middle Tennessee
2006	Brent Long, Western Kentucky
2005	Patrick Sullivan, UALR
2004	Gareth Maybin, South Alabama
2003	Brad Besler, North Texas
2002	Jon Babich, New Mexico State
2001	Erik Billinger, Denver
2000	Richard Ainley, Louisiana
1999	Daniel Fox, UALR
1998	Freddie Cortina, South Alabama
1997	David Faight, Arkansas State
1996	Heath Slocum, South Alabama
1995	Joe Daly, Western Kentucky
1994	David Faight, Arkansas State
1993	Trey Coker, Louisiana
1992	Robert Damron, UCF
1991	Jay Horton, UAB
1990	Ted Eilbeck, South Florida
1989	Jon Hurst, Old Dominion
1988	Mark Turlington, South Florida
1987	T.J. Jackson, South Alabama
1986	Dean Hiers, South Florida
1985	Alan Schulte, Old Dominion
1984	Alan Schulte, Old Dominion
1983	Ken Mattiace, South Florida
1982	Ray Boone, South Florida
1981	Drew Butler, South Florida
1980	Joe Hodge, South Florida
1979	Donnie Hammond, Jacksonville
1978	Rad Yaun, Jacksonville
1977	David Rasco, New Orleans



UL GOLF: A TRADITION OF EXCELLENCE



2010 Louisiana Classic Results

Final Team Standings

1.	LSU	295-277-292-864
2.	Illinois	284-288-294-866
3.	Tulsa	289-283-299-871
4.	Southeastern La.	287-293-301-881
5.	Memphis	289-304-289-882
6.	Texas State UAB	296-296-293-885 293-294-298-885
8.	So. Miss New Orleans	294-296-296-886 297-296-293-886
10.	SMU	299-293-295-887
11.	UALR	295-301-293-889
12.	Houston	297-290-309-896
13.	Colorado	293-295-309-897
14.	Louisiana	302-296-301-899
15.	Kansas	299-301-307-907

Top 28 Individuals

1.	Andrew Loupe, LSU	74-67-67-208
2.	Scott Langley, Illinois	68-68-73-209
3.	Ken Looper, New Orleans	73-70-68-211
4.	Philipp Westermann, Southeastern La. Paul Apyan, So. Miss.	69-71-74-214 73-69-72-214
6.	Kelly Kraft, SMU	75-68-72-215
7.	Stephen Carney, Tulsa Steve Lee, Memphis	73-70-73-216 73-74-69-216
	Oscar Zetterwall, New Orleans	70-72-74-216
10.	Sang Yi, LSU Matt Hoffman, Illinois	75-70-72-217 72-72-73-217
	Cedric Scotto, Southeastern La. Adam West, UAB	69-73-75-217 70-70-77-217
	Linus Gillgren, UALR	73-74-70-217
15.	John Peterson, LSU Chris Worrell, Tulsa	72-69-77-218 73-69-76-218
	Michael Carnes, Texas State Draegen Majors, SMU	71-74-73-218 71-70-77-218
19.	Blake West, UAB Philipp Fendt, Louisiana	72-75-72-219 73-70-76-219
21.	Luke Guthrie, Illinois Alvaro Arizabaleta, Southeastern La.	70-76-74-220 74-72-74-220
	Justin Bardget, Colorado	70-73-77-220
24.	Austin Gutsell, LSU Rob Laird, Tulsa	74-71-76-221 73-70-78-221
	Arie Fauzi, Tulsa John Darby, UAB	72-74-75-221 79-72-70-221
28.	Andre Tourinho, Tulsa Jack Belote, Memphis	71-76-75-222 69-76-77-222
	Alastair Jones, Texas State Wes Carter, So. Miss.	78-70-74-222 71-78-73-222
	Jackie Lindsey, Houston MatEschenburg, Houston	74-74-74-222 70-70-82-222
	Nate Barbee, Kansas	73-76-73-222

Louisiana Classics Tournament Records

Top Scores

18 Holes

1.	63, Kevin Fortin-Simard, Memphis, 2006 (2nd Rd.)
2.	65, Gary Woodland, Kansas, 2007 (2nd Rd.)
3.	66, Kyle Pritchard, Louisiana, 2008 (1st Rd.)
	66, Pat Grady, Colorado, 2009 (3rd Rd.)
	66, Felipe Velazquez, UALR, 2009 (1st Rd.)
	66, Bryan Hackenberg, Kansas, 2009 (1st Rd.)
	66, Devin Carrey, Louisiana, 2007 (2nd Rd.)
	66, Michael Baird, Colorado, 2007 (2nd Rd.)
	66, Kevin Ward, Kansas, 2004 (3rd Rd.)
	66, Orn Hjartarson, Louisiana, 1999 (1st Rd.)
11.	67, Andrew Loupe, LSU, 2010 (2nd & 3rd Rd.)
	67, Kelly Kraft, SMU, 2009 (3rd Rd.)
	67, Michael Carnes, Texas State, 2009 (1st Rd.)
	67, Matthew Carvell, Southeastern La., 2007 (3rd Rd.)
	67, Aaron O'Callaghan, Southeastern La., 2007 (2nd Rd.)
	67, Colton Williams, Baylor, 2007 (2nd Rd.)
	67, Colt Knost, SMU, 2007 (1st Rd.)
	67, Brandon Bunn, Memphis, 2007 (1st Rd.)
	67, Mike Regenold, Memphis, 2006 (3rd Rd.)
	67, Jeremy Alcorn, Baylor, 2006 (2nd Rd.)
	67, Corey Bartlett, Louisiana Tech, 2006 (2nd Rd.)
	67, Justin Lowe, Louisiana, 2006 (1st Rd.)
	67, Kevin Newman, Houston, 2006 (1st Rd.)
	67, David Inglis, Tulsa, 2003 (2nd Rd.)
	67, Jason Powell, Tennessee, 2001 (1st Rd.)
	67, Matthew Zions, Colorado, 2000 (1st Rd.)
	67, Tim Carlson, Rice, 1997 (2nd Rd.)
	67, Lee Reed, Texas A&M, 1997 (2nd Rd.)
	67, Brian Powell, Mississippi, 1996 (3rd Rd.)
	67, Philip Jonas, Lamar, 1986 (1st Rd.)

54 Holes

1.	205, Gary Woodland, Kansas, 2007
2.	207, Jeremy Alcorn, Baylor, 2006
3.	208, Andrew Loupe, LSU, 2010
	208, Patrick Nagle, Illinois, 2007
	208, David Inglis, Tulsa, 2003
6.	209, Scott Langley, Illinois, 2010
	209, Ricky Romano, Houston, 2006
	209, Pat Bates, Florida, 1991
8.	210, Adam Cornelson, New Orleans, 2009
	210, Cedric Scotto, Southeastern La., 2009
	210, Colton Williams, Baylor, 2007
	210, Aaron O'Callaghan, Southeastern La., 2007
	210, Mike Regenold, Memphis, 2006
	210, Kevin Newman, Houston, 2006
	210, Kevin Ward, Kansas, 2004
16.	211, Ken Looper, New Orleans, 2010
	211, Devin Carrey, Louisiana, 2008
	211, Walt Koelbel, Kansas, 2008
	211, Pat Grady, Colorado, 2008
	211, Kelly Kraft, SMU, 2008
	211, Dawie Van Der Walt, Lamar, 2007
	211, Corey Roberson, Texas State, 2007
	211, Will Dodson, SMU, 2004
	211, Ryan Baca, Baylor, 2003
	211, Stephen Reed, Texas A&M, 2003
	211, Rich Morris, Arkansas, 1999
	211, Tony Soerries, Florida, 1991
27.	212, Michael Baird, Colorado, 2007
	212, Matthew Carvell, Southeastern La., 2007
	212, Hugo Leon, Southeastern La., 2007
	212, Colt Knost, SMU, 2006
	212, Will Dodson, SMU, 2003
	212, Michael McConnell, Mississippi State, 1997
	212, Scott Robertson, Tulsa, 1991
	212, Jorges Coghlan, Texas A&M, 1986

Louisiana Classics Champions

Tournament Champions

2010	LSU
2009	New Orleans
2008	Colorado
2007	Southeastern Louisiana
2006	Houston
2005	SMU
2004	SMU
2003	SMU
2002	SMU
2001	Tennessee
2000	Arizona
1999	Florida
1998	Tulsa
1997	Arkansas
1996	Tulsa
1995	LSU
1994	Louisiana
1993	Louisiana
1992	Florida
1991	Florida
1990	TCU
1989	Oklahoma
1988	Arkansas
1987	Oklahoma
1986	Oklahoma State

Individual Champions

2010	Andrew Loupe
2009	Adam Cornelson, New Orleans*
2008	Kelly Kraft, SMU
2007	Gary Woodland, Kansas
2006	Jeremy Alcorn, Baylor
2005	Derek Fathauer, Louisville
2004	Kevin Ward, Kansas
2003	David Inglis, Tulsa
2002	Jerome Theunis, SMU
2001	Troy Miller, Mississippi
2000	Ricky Barnes, Arizona State
1999	Michael Connell, Mississippi State
1998	Ryan Palmer, Texas A&M
1997	Michael Connell, Mississippi State
1996	Graham Davidson, Mississippi State
1995	Anthony Rodriguez, Texas A&M
1994	Patrick Lee, Oklahoma
1993	Marco Gortana, Texas A&M
1992	Brian Gay, Florida
1991	Pat Bates, Florida
1990	Spike McRoy, Alabama
1989	Ricky Bell, Oklahoma*
1988	Kevin Boscamp, Sam Houston State
1987	Larry Silveira, Arizona
1986	Jorge Coghlan, Texas A&M

* - Won on a playoff hole

1st Annual Louisiana Classics

March 23-24, 1986

Final Team Standings

1. Oklahoma State 1097, 2. Texas A&M 1106, 3. Houston 1126, 4. TCU 1127, 5. Lamar 1130, 6. Houston Baptist 1137, 7. Oklahoma 1139, 8. Alabama 1161, 9. McNeese State 1166, 10. New Orleans 1182, **11. Louisiana 1185.**

Final Individual Standings

1. Jorge Coghlan (Texas A&M) 212, 2. Michael Bradley (Oklahoma State) 213, 3. Tray Tyner (Houston) 215, T4. Colin Montgomerie (Houston Baptist) 217, T4. John O'Neill (Oklahoma State) 217.

2nd Annual Louisiana Classics

March 15-16, 1987

Final Team Standings

1. Oklahoma 743, 2. Arizona 745, 3. Houston Baptist 753, 4. Texas A&M 758, 5. LSU 759, 6. Houston 760, 7. Lamar 766, 8. TCU 773, **9. Louisiana 778**, 10. Baylor 789, 11. Vanderbilt 790, 12. Alabama 795.

Final Individual Standings

1. Larry Silveira (Arizona) 143, 2. Grant Waite (Oklahoma) 145, 3. Doug Martin (Oklahoma) 146, T4. Craig Perks (Oklahoma) 147 T4. Rob McNamara (LSU), 147.

3rd Annual Louisiana Classics

March 14-15, 1988

Final Team Standings

1. Arkansas 1146, **2. Louisiana 1155**, 3. LSU 1158, 4. Tennessee 1165, 5. Sam Houston State 1166, 6. Houston 1171, 7. Stephen F. Austin 1176, 8. TCU 1182, 9. Ole Miss 1185, 10. Alabama 1196, 11. Lamar 1197, 12. Oklahoma WD.

Final Individual Standings

1. Kevin Boscamp (SHSU) 221, T2. Greg Reid (Arkansas) 224, T2. Frederick Lindgren (LSU) 224, **T4. Mike Heinen (Louisiana) 225**, T4. Zoran Zorkic (Houston) 225.

4th Annual Louisiana Classics

March 13-14, 1989

Final Team Standings

1. Oklahoma 882, 2. Houston 884, 3. Texas A&M 890, **T4. Louisiana 902**, T4. Texas 902, T4. North Carolina 902, 7. Houston Baptist 910, 8. Stephen F. Austin 915, 9. Alabama 917, 10. Lamar 918, 11. Sam Houston State 919, T12. TCU 920, T12. North Texas 920, 14. Mississippi State 923, 15. Texas Tech 929.

Final Individual Standings

*1. Ricky Bell (Oklahoma) 217, 2. Zoran Zorkic (Houston) 217, **T3. Mike Genovese (Louisiana) 219**, T3. Roy MacKenzie (Texas A&M) 219, T5. Wes Little (Stephen F. Austin) 221, T5. Matthew Lane (Oklahoma) 221.

5th Annual Louisiana Classics

March 12-13, 1990

Final Team Standings

1. TCU 892, **2. Louisiana 897**, 3. Mississippi State 899, 4. Baylor 900, 5. Alabama 903, 6. Lamar 908, 7. Tennessee 912, 8. Texas Tech 915, 9. Sam Houston State 918, 10. Houston 920, 11. Texas A&M 929, 12. Stephen F. Austin 929, 13. North Texas 937, 14. Indiana 946, 15. Houston Baptist 952.

Final Individual Standings

1. Spike McRoy (Alabama) 219, 2. Bo Cooper (TCU) 220, **T3. Craig Perks (Louisiana) 222**, T3. Tom Hobby (Baylor) 222, T3. Steve Pope (Mississippi State) 222.

6th Annual Louisiana Classics

March 11-12, 1991

Final Team Standings

1. Florida 862, 2. LSU 874, **3. Louisiana 882**, 4. Tulsa 883, 5. TCU 887, 6. SMU 891, 7. Mississippi State 892, 8. Baylor 897, 9. Texas Tech 901, 10. Arkansas 907, T11. Colorado 915, T11. Indiana 915, 13. Lamar 919, 14. Texas A&M 923, 15. Sam Houston State 925.

Final Individual Standings

1. Pat Bates (Florida) 209, 2. Tony Soerries (Florida) 211, 3. Scott Robertson (Tulsa) 212, **T4. Rob McKelvey (Louisiana) 217**, T4. Watt Whatley (Mississippi State) 217.

7th Annual Louisiana Classics

March 9-10, 1992

Final Team Standings

1. Florida 897, 2. Oklahoma 898, 3. LSU 901, 4. Texas Tech 905, **5. Louisiana 907**, 6. SMU 910, 7. Colorado 911, 8. Mississippi State 914, 9. Texas A&M 916, 10. Tulsa 917, 11. Lamar 936, 12. Sam Houston State 939.

Final Individual Standings

1. Brian Gay (Florida) 218, 2. Tony Soerries (Florida) 219, 3. Collin Stoops (Texas Tech) 221, T4. Brett Snortland (Lamar) 222, T4. Rett Crowder (LSU) 222, T4. Grant Masson (Oklahoma) 222, T4. Jon Whittemore (SMU) 222, T4. Patrick Lee (Oklahoma) 222.

8th Annual Louisiana Classics

March 8-9, 1993

Final Team Standings

1. Louisiana 878, 2. Texas A&M 879, 3. Oklahoma 888, 4. SMU 898, 5. LSU 901, 6. Colorado 908, 7. Rice 915, 8. South Alabama 920, 9. Texas Tech 925, 10. Lamar 928, 11. Tulsa 936, 12. Sam Houston State 949.

Final Individual Standings

1. Marco Gortana (Texas A&M) 213, **2. Trey Coker (Louisiana) 215**, 3. Jeff Peck (Lamar) 217, 4. Christian Chernock (SMU) 220, T4. Derek Freeman (Oklahoma) 220, T4. Jon Whittemore (SMU) 220.

9th Annual Louisiana Classics

March 7-8, 1994

Final Team Standings

1. Louisiana 883, 2. Texas A&M 884, T3. Oklahoma 891, T3. Tulsa 891, 5. SMU 892, 6. TCU 894, 7. Baylor 897, 8. Rice 908, 9. Texas Tech 916, 10. Colorado 923, 11. Tulane 949, 12. Lamar 954.

Final Individual Standings

1. Patrick Lee (Oklahoma) 213, **T2. Martin Ayers (Louisiana) 218**, T2. Marco Gortana (Texas A&M) 218, T2. Kory Bowman (Baylor) 218, T5. Dennis Hillman (Tulsa), 219, T5. Ben Bangert (TCU) 219.

10th Annual Louisiana Classics

March 6-7, 1995

(Tournament shortened due to inclement weather)

Final Team Standings

1. LSU 578, 2. Texas A&M 583, 3. Tulsa 589, 4. Rice 590, **5. Louisiana 601**, 6. Texas Tech 602, 7. SMU 605, 8. Mississippi State 606, 9. Colorado 614, 10. Baylor 615, 11. Lamar 620, 12. Tulane 649.

Final Individual Standings

1. Anthony Rodriguez (Texas A&M) 140, 2. Brian Bateman (LSU) 142, 3. Phil Schmitt (LSU) 143, T4. P.J. Smith (LSU) 145, T4. Trevor Randolph (Rice) 145, T4. Bryan Novoa (Texas Tech) 145.

11th Annual Louisiana Classics

March 4-5, 1996

Final Team Standings

1. Tulsa 877, 2. LSU 880, 3. SMU 890, 4. Mississippi State 894, 5. Texas A&M 897, **6. Louisiana 898**, 7. Baylor 901, 8. South Carolina 904, 9. Mississippi 908, 10. Rice 910, 11. Texas Tech 911, 12. Kansas 914, 13. North Texas 915, 14. Colorado 927, 15. Lamar 940.

Final Individual Standings

1. Graham Davidson (Mississippi State) 213, 2. Scott Gibson (Tulsa) 214, T3. Alan Magill (North Texas) 216, T3. David Seawell (South Carolina) 216, 5. Brian Powell (Mississippi) 217.

12th Annual Louisiana Classics

March 10-11, 1997

Final Team Standings

1. Arkansas 878, 2. Mississippi State 879, T3. Houston 887, T3. Texas A&M 887, 5. Stephen F. Austin 888, 6. Oklahoma 889, 7. Tulsa 890, 8. Rice 892, **T9. Louisiana 893**, T9. North Texas 893, 11. Baylor 901, 12. Missouri 910, 13. Kansas 911, 14. Colorado 912, 15. Texas Tech 918.

Final Individual Standings

1. Pat Bates (Florida) 209, 2. Tony Soerries (Florida) 211, 3. Scott Robertson (Tulsa) 212, **T4. Rob McKelvey (Louisiana) 217**, T4. Watt Whatley (Mississippi State) 217.

13th Annual Louisiana Classics

March 9-10, 1998

Final Team Standings

1. Tulsa 896, T2. Arkansas 901, T2. Nebraska 901, 4. Kansas 909, 5. Texas A&M 910, 6. Rice 913, T7. SMU 915, T7. Oklahoma 915, 9. Colorado 918, 10. North Texas 919, 11. Baylor 923, **12. Louisiana 924**, 13. Missouri 926, 14. Kansas State 942, 15. Texas Tech 944.

Final Individual Standings

1. Ryan Palmer (Texas A&M) 217, T2. Jamie Rogers (Nebraska) 219, T2. Casey Brown (Arkansas) 219, 4. Chris Thompson (Kansas) 220, T5. Hunter Haas (Oklahoma) 221, T5. Michael Byrd (Tulsa) 221, T5. Craig Lile (Arkansas) 221.

14th Annual Louisiana Classics

March 8-9, 1999

Final Team Standings

*1. Florida 869, 2. Nebraska 869, **3. Louisiana 873**, 4. Tulsa 881, 5. Arkansas 886, 6. Sam Houston State 887, T7. Rice 892, T7. Oklahoma 892, 9. Colorado 893, 10. Texas A&M 896, 11. Baylor 903, 12. Kansas 910, 13. North Texas 914, T14. Kansas State 920, T14. Missouri 920.

Final Individual Standings

1. Michael Connell (Mississippi State) 212, 2. Tag Ridings (Arkansas) 213, 3. Michael Boyd (Tulsa) 214, T4. John Lawrence (Rice) 216, T4. Tim Carlson (Rice) 216.

15th Annual Louisiana Classics

March 13-14, 2000

Final Team Standings

1. Arizona 869, 2. Kansas 876, 3. Texas A&M 880, 4. Baylor 882, 5. Colorado 884, **6. Louisiana 891**, 7. Tulsa 892, 8. SMU 899, 9. Oklahoma 900, 10. Sam Houston State 906, 11. Southwest Texas 915, T12. Missouri 924, T12. Rice 924, 14. Arkansas 925, 15. Nebraska 931.

Final Individual Standings

1. Ricky Barnes (Arizona State) 213, T2. Matthew Zions (Colorado) 216, T2. Jimmy Walker (Baylor) 216, 4. Dwayne Mosley (Texas A&M) 217, 5. Craig Lile (Arkansas) 218.

16th Annual Louisiana Classics

March 12-13, 2001

(Tournament shortened due to inclement weather)

Final Team Standings

1. Tennessee 572, 2. SMU 576, 3. Mississippi 578, **4. Louisiana 579**, 5. Colorado 582, 6. Kansas 585, 7. Tulsa 588, T8. Arkansas 591, T8. Baylor 591, 10. Sam Houston State 594, T11. Texas A&M 600, T11. North Texas 600, 13. Missouri 602, 14. New Mexico State 614, 15. Nebraska 622.

Final Individual Standings

1. Troy Muller (Mississippi) 139, T2. Jimmy Walker (Baylor) 141, **T2. Burke Spensky (Louisiana) 141**, T2. Jason Powell (Tennessee) 141, T5. David Inglis (Tulsa) 142, T5. Franklin Hatchett (SMU) 142, T5. Andy Brimer (Tennessee) 142, T5. Kane Webber (Colorado) 142.

17th Annual Louisiana Classics

March 11-12, 2002

Final Team Standings

1. SMU 864, T2. Tulsa 873, T2. Baylor 873, 4. Texas-San Antonio 875, 5. Texas A&M 878, 6. Colorado 879, T7. Kansas 881, T7. Texas Tech 881, 9. North Texas 882, 10. Missouri 889, 11. Memphis 890, 12. Southern Miss 981, **13. Louisiana 893**, 14. Arkansas 900, 15. Rice 925.

Final Individual Standings

1. Jerome Theunis (SMU) 213, 2. Ryan Baca (Baylor) 214, T3. Gibby Martens (UTSA) 215, T3. Luke Healy (UTSA) 215, T5. Chris Noel (Tulsa) 216, T5. Neil Trimm, (Tulsa) 216, T5. Sean Gilliland (Texas A&M) 216.

18th Annual Louisiana Classics

March 10-11, 2003

Final Team Standings

1. SMU 858, 2. Tulsa 861, 3. Texas A&M 868, T4. Baylor 874, T4. Texas Tech 874, T6. North Texas 879, T6. Southern Miss 879, 8. LSU 881, 9. Rice 883, **10. Louisiana 886**, 11. Missouri 887, 12. Kansas State 889, 13. Kansas 892, 14. Colorado 894, 15. Texas-San Antonio 894.

Final Individual Standings

1. David Inglis (Tulsa) 208, T2. Ryan Baca (Baylor) 211, T2. Stephen Reed (Texas A&M) 211, 4. Will Dodson (SMU) 212, T5. David Jenkins (Missouri) 213, T5. Heath West (LSU) 213, T5. Mike Mezei (UTSA) 213, T5. Shane Rushing (USM) 213.

19th Annual Louisiana Classics

March 10-11, 2004

Final Team Standings

1. SMU 865, 2. Kansas 866, 3. Texas Tech 868, 4. Tulsa 879, 5. Texas A&M 882, 6. LSU 883, T7. Texas-San Antonio 892, T7. Tennessee 892, 9. Colorado 893, **10. Louisiana 895**, 11. Texas State 899, 12. Rice 905, 13. North Texas 907, 14. Missouri 919, 15. Arkansas State 930.

Final Individual Standings

1. Kevin Ward (Kansas) 210, 2. Will Dodson (SMU) 211, 3. David Inglis (Tulsa) 215, T4. Colt Knost (SMU) 216, T4. Chris Pace (Texas Tech) 216.

20th Annual Louisiana Classics

March 7-8, 2005

Final Team Standings

1. SMU 582, T2. Tulsa 583, T2. Kent State 583, T4. Kansas 583, T4. Louisville 586, 6. Texas Tech 592, 7. Texas State, 598, 8. Southeastern La. 600, 9. Missouri 601, T10. Houston 604, T10. North Texas 604, **T10. Louisiana 604**, 13. Rice 607, 14. Arkansas State 620, 15. Colorado 627.

Final Individual Standings

1. Derek Fathauer (Louisville) 140, T2. Tyler Docking (Kansas) 142, T2. Dan Kleckner (SMU) 142, 4. Ryan Henry (Tulsa) 143, T5. Peter Laws (Kent State) 144, T5. Mitch Cohlma (Tulsa) 144, T5. Hugo Leon (Southeastern La.) 144.

21st Annual Louisiana Classics

March 6-7, 2006

Final Team Standings

1. Houston 846, 2. Baylor 847, 3. Memphis 858, T4. SMU 860, T4. Missouri 860, 6. Southeastern Louisiana 862, 7. Tulsa 863, 8. Kent State 867, 9. Rice 868, 10. Colorado 877, **11. Louisiana 887**, 12. North Texas 892, 13. Louisiana Tech 903, 14. Texas State 919, 15. Tulane 950.

Final Individual Standings

1. Jeremy Alcorn (Baylor) 207, 2. Ricky Romano (Houston) 209, T3. Mike Regenold (Memphis) 210, T3. Kevin Newman (Houston) 210, 5. Colt Knost (SMU) 212.

22nd Annual Louisiana Classics

March 5-6, 2007

Final Team Standings

1. Southeastern Louisiana 851, 2. Lamar 857, 3. Baylor 859, 4. SMU 862, 5. Colorado 865, **6. Louisiana 870**, 7. Memphis 872, 8. Kent State 873, 9. Illinois 875, 10. Kansas 878, 11. Louisiana Tech 883, T12. North Texas 884, T12. Texas State 884, 14. Houston 891, 15. Arkansas State 917.

Final Individual Standings

1. Gary Woodland (Kansas) 205, 2. Patrick Nagle (Illinois) 208, 3. Colt Knost (SMU) 209, T4. Colton Williams (Baylor) 210, T4. Aaron O'Callaghan (LSU) 210.

23rd Annual Louisiana Classics

March 10-11, 2008

Final Team Standings

1. Colorado 862, 2. SMU 875, 3. Illinois 884, 4. Richmond 885, 5. North Texas 886, 6. Louisiana Tech 887, 7. UMKC 888, **T8. Louisiana 889**, T8. Southeastern Louisiana 889, 10. Kansas 890, T11. Texas State 893, T11. Sam Houston State 893, 13. ULM 905, 14. Arkansas State 934.

Final Individual Standings

1. Kelly Kraft (SMU) 211, 2. Jordan Utley (Richmond) 214, T3. Jim Grady (Colorado) 215, T3. Ryan Robertson (La. Tech) 215, T5. Cole Howard (North Texas) 216, T5. Luke Symons (Colorado) 216.

24th Annual Louisiana Classics

March 8-10, 2009

Final Team Standings

1. New Orleans 858, **2. Louisiana 859**, 3. SMU 863, T4. Southeastern La. 872, T4. Texas State 872, T6. Rice 873, Colorado 873, 8. Memphis 876, 9. Kansas 884, 10. UALR 885, T11. UMKC 894, T11. Louisiana Tech 894, 13. North Texas 902, 14. UTSA 903, 15. Richmond 909.

Final Individual Standings

1. Adam Cornelson (New Orleans) 210, 2. Cedric Scotto (Southeastern La.) 210, T3. Walt Koelbel (Kansas) 211, T3. Pat Grady (Colorado) 211, T3. Devin Carrey (Louisiana) 211

25th Annual Louisiana Classics

March 8-9, 2010

Final Team Standings

1. LSU 864, 2. Illinois 866, 3. Tulsa 871, 4. Southeastern La. 881, 5. Memphis 882, T6. Texas State 885, T6. UAB 885, T8. So. Miss 886, T8. New Orleans 886, 10. SMU 887, 11. UALR 889, 12. Houston 896, 13. Colorado 897, **14. Louisiana 899**, 15. Kansas 907.

Final Individual Standings

1. Andrew Loupe (LSU) 208, 2. Scott Langley (Illinois) 209, 3. Ken Looper (New Orleans) 211, T4. Philipp Westermann (Southeastern La.) 214, T4. Paul Apyan (So. Miss.) 214

RAGIN' CAJUNS HONORS

Below is a list of Louisiana's Ragin' Cajuns men's golf all-time awards, honors and accolades. The Louisiana Media Relations Office would appreciate your assistance in correcting any errors or omissions.

All-Americans

Golf Coaches Association of America

- 2001 Richard Ainley (HM)
- 1992 Trey Coker (3rd)
- 1990 Craig Perks (3rd)
- Paul Devenport (HM)
- 1989 Mike Heinen (3rd)
- Mike Genovese (HM)
- 1988 Mike Heinen (HM)

Academic

All-Americans

Golf Coaches Association of America

- 2008 Morgan Landry
- Michael Smith
- 2007 Morgan Landry
- Michael Smith
- 2005 Steven Pena
- 2004 Tobias Winberg
- 2000 George Cestia
- 1999 George Cestia
- 1998 John Mendell
- 1995 Bjorn Knutsson
- 1993 Trey Coker
- Mike Etherington

CoSIDA District VI

- 1992 Trey Coker

Pre-Season All-Americans

- 1993 Trey Coker
- 1991 Rob McKelvey

District Coach of the Year

- 1990 Louie Alford

NCAA Regional Appearances

- 2007 NCAA East Regional (23)
- 2001 NCAA Regional (23)
- 2000 NCAA Central Regional (T-21)
- 1997 NCAA Regional (20)
- 1996 NCAA Regional (5)
- 1995 NCAA Regional (19)
- 1994 NCAA Regional (18)
- 1993 NCAA Regional (6)
- 1992 NCAA Regional (20)
- 1991 NCAA Central Regional (14)
- 1990 NCAA Central Regional (5)
- 1989 NCAA Central Regional (T-9)

NCAA Appearances

- 1993 NCAA Championship (14)
- 1990 NCAA Championship (9)
- 1989 NCAA Championship (15)

NCAA Regional Top 25 Finishes

Individual

- 1996 Matt Trevino (2)
- Greg Sonnier (T-24)
- 1989 Mike Heinen (T-14)
- Mike Genovese (T-20)

NCAA Championship Top 50 Finishes

Individual

- 2008 Devin Carrey (T-44)
- 1990 Paul Davenport (8)
- Craig Perks (33)
- Jeff Calloway (42)
- 1989 Mike Heinen (12)
- Mike Genovese (33)

Conference Championships

- 2007 Sun Belt
- 1997 Sun Belt
- 1993 Sun Belt
- 1991 American South
- 1990 American South
- 1989 American South
- 1976 Southland
- 1975 Southland
- 1974 Southland

All Conference

Sun Belt Conference

- 2010 Kyle Pritchard
- Philipp Fendt
- Andrew Noto
- 2009 Kyle Pritchard
- Dustin Petit
- Philipp Fendt
- 2008 Michael Smith
- 2007 Peter Badawy
- Justin Lowe
- 2005 Peter Badawy
- Justin Lowe
- Steven Pena
- Brett Ashmore
- 2004 Theo Sliman
- 2003 Orn Hjartarson
- 2002 Orn Hjartarson
- 2001 Richard Ainley
- Orn Hjartarson
- Burke Spensky
- 2000 Richard Ainley
- Orn Hjartarson

- 1999 Greg Sonnier
- 1998 Greg Sonnier
- Matt Trevino
- 1997 Brett Overman
- Greg Sonnier
- Matt Trevino
- 1996 Nathan Evennett
- Brett Overman
- Greg Sonnier
- Matt Trevino
- 1994 Lake Kincaid
- 1993 Trey Coker
- Mike Etherington
- Chris Popp

- 1999 Greg Sonnier
- 1998 Greg Sonnier
- Matt Trevino
- 1997 Brett Overman
- Greg Sonnier
- Matt Trevino
- 1996 Nathan Evennett
- Brett Overman
- Greg Sonnier
- Matt Trevino
- 1994 Lake Kincaid
- 1993 Trey Coker
- Mike Etherington
- Chris Popp

American South Conference

- 1991 Trey Coker
- Ulfar Jonsson
- Rob McKelvey
- Chris Popp
- 1990 Trey Coker
- Paul Davenport
- Chris Popp
- Ulfar Jonsson
- 1989 Mike Genovese
- Mike Heinen
- 1988 Mike Genovese
- Mike Heinen

Southland Conference

- 1981 Curt Todd
- 1980 Lionel Bailey
- Bill Carstens
- 1978 Lionel Bailey
- Chad Williams
- 1977 Larry Aillet
- Chad Williams
- 1976 John Davis

- 1975 John Davis
- Charles McDuff
- 1974 John Davis
- Brad Harrell
- Charles McDuff

Conference Medalists

Sun Belt Conference

- 1993 Trey Coker

American South Conference

- 1991 Ulfar Jonsson
- 1990 Paul Davenport
- 1989 Mike Heinen

Southland Conference

- 1976 John Davis
- 1975 John Davis
- 1974 John Davis

Sun Belt

Freshman of the Year

- 2009 Philipp Fendt

Conference Coach of the Year

Bob Bass

- 1997 Sun Belt
- 1993 Sun Belt
- 1991 American South

Louie Alford

- 1990 American South
- 1989 American South

Sun Belt All-Time Team

- | | |
|----------------|---------|
| Richard Ainley | 2000-01 |
| Trey Coker | 1991-94 |
| Orn Hjartarson | 1999-02 |
| Rob McKelvey | 1990-93 |
| Greg Sonnier | 1996-99 |
| Matt Trevino | 1995-98 |

Sun Belt All-Time Coach

- | | |
|----------|-----------|
| Bob Bass | 1991-2008 |
|----------|-----------|

SBC Golfer of the Week

- | | |
|----------------|----------------|
| April 5, 2000 | Richard Ainley |
| April 19, 1999 | Greg Sonnier |
| March 15, 1999 | Orn Hjartarson |
| March 24, 1997 | Greg Sonnier |
| March 25, 1996 | Greg Sonnier |

Sun Belt Conference Commissioner's List

2010	Kelsey Angelle Philipp Fendt Dustin Petit
2008	Mark Brockhurst Morgan Landry Malloy Moulis Michael Smith
2007	Morgan Landry Michael Smith Stephen Smith
2006	Morgan Landry
2005	Morgan Landry Steven Pena Michael Smith B.C. Thibeaux, III
2004	Steven Pena James Richard Tobias Winberg
2003	Brandon Wilson Tobias Winberg
2000	George Cestia
1998	George Cestia John Mendell Matt Trevino

Sun Belt Conference Academic Honor Roll

2010	Thomas Disch Malloy Moulis Andrew Noto Ethan Savoy
2009	James Anderson Mark Brockhurst Devin Carrey Thomas Disch Philipp Fendt Malloy Moulis Andrew Noto Dustin Petit
2008	Devin Carrey Thomas Disch Thomas Petts Kyle Pritchard
2007	Thomas Disch Ryan Prejean Kyle Pritchard
2006	Spence Girouard Randy Guliuo Fraser Skene Michael Smith B.C. Thibeaux, III
2005	Spence Girouard James Richard Otto Sigurdsson
2004	Spence Girouard Stephen Lim

2003	Matthew Smith Brandon Wilson Brett Ashmore Matthew Smith
2002	Jason Cantrelle
2001	Richard Ainley Johnathon Ashmore Jason Cantrelle
2000	Jason Cantrelle Benjamin Pyle Ty Weber
1999	George Cestia John Mendell Ty Weber
1997	George Cestia John Mendell Matt Trevino
1996	Matt Trevino
1995	Bjorn Knutsson Thordur Olafsson
1994	Lane Kincaid Bjorn Knutsson
1993	Trey Coker Mike Etherington Bjorn Knutson Michael Lauve
1992	Trey Coker Mike Etherington John Naslund Douglas Oubre Thomas Wartell

American South Commissioner's List

1991	Trey Coker Mike Etherington Ed Gianelloni Brett Guillot Peter Schleicher
1990	Trey Coker Paul Davenport Ed Gianelloni Peter Schliecher Mike Spielman
1989	Mike Spielman

All Louisiana

2010	Philipp Fendt Andrew Noto
2009	Devin Carrey Philipp Fendt
2008	Devin Carrey Thomas Petts Michael Smith
2007	Peter Badawy Michael Smith
2004	Craig Trahan
2002	Orn Hjartarson
2001	Richard Ainley Orn Hjartarson
2000	Orn Hjartarson
1999	George Cestia Orn Hjartarson
1998	George Cestia
1997	George Cestia Greg Sonnier Matt Trevino
1995	Marty Ayers
1994	Marty Ayers Lane Kincaid
1993	Trey Coker Mike Etherington Chris Popp
1992	Marty Ayers Trey Coker Rob McKelvey Chris Popp
1991	Trey Coker Ulfar Jonsson Rob McKelvey
1990	Trey Coker Paul Davenport Ulfar Jonsson Craig Perks Chris Popp
1989	Sean Gallagher Mike Genovese Mike Heinen
1988	Jeff Calloway Mike Genovese Hoyle Granger Mike Heinen

Louisiana Player of the Year

1993	Trey Coker
1992	Trey Coker
1990	Craig Perks

Louisiana Newcomer of the Year

1991	Rob McKelvey
1990	Trey Coker

Louisiana Freshman of the Year

1990	Trey Coker
------	------------

Louisiana Coach of the Year

2005	Bob Bass
1991	Bob Bass
1990	Louie Alford
1988	Louie Alford

LADA Collegiate Golfer of the Year

1990	Craig Perks
------	-------------

First Place Finishes

2010	Carter Plantation Intercollegiate
2009	Red Wolf Classic
2008	North Texas Classic
2007	Sun Belt Championship
2007	Hal Sutton Invitational
2006	Hal Sutton Invitational
2001	Belmont Invitational
2000	Raising Cane Classic
1997	Sun Belt Championship
1995	Harvey Penick Intercollegiate
1994	Louisiana Classics
1993	Sun Belt Championship
1993	Louisiana Classics
1992	Rice-Columbia Lakes Invite
1992	South Ala.-Grand Hotel Invite
1992	Stephen F. Austin-Crown Invite
1992	Louisiana Intercollegiate
1991	Louisiana Intercollegiate
1991	Woodlands Intercollegiate
1991	American South Championship
1990	American South Championship
1990	Border Olympics
1990	Stephen F. Austin-Crown Invite
1989	American South Championship
1981	Moe O'Brien Memorial
1981	Southeastern Invite

ALL-TIME LETTERWINNERS

Below is a list of Louisiana's Ragin' Cajuns men's golf all-time roster. The Louisiana Media Relations Office would appreciate your assistance in correcting errors. For contact numbers for former athletes and support group members please visit the Athletic Network web site at:

www.athleticnetwork.net

-AAA-

ABRUSLEY, Robbie 1993-97
 AILLET, Larry 1975-77
 AINLEY, Richard 2000-01
 ANDERSON, Rick 1964
 ASHMORE, Brett 2000-04
 AYERS, Marty 1993-96

-BBB-

BADAWY, Peter 2003-05, 2007
 BAILEY, Lionel 1978-80
 BARBATO, Daryl 1979
 BARRY, Tommy 1968
 BASS, Bob 1958-62
 BATEMAN, Glyn 2003-05
 BEALE, Bobby 1982
 BLANCHARD, Tom 1973
 BORAK, George 1979
 BOTTORFF, Shawn 1986-87
 BOURQUE, Kenny 1981
 BOUTIN, Dalton 1963
 BOUTIN, David 1989-90
 BRAUN, Bob 1974
 BROCKHURST, Mark 2006-2010
 BROWN, Jeff 1993-95
 BUATT, Hunter 1982-86
 BULLIARD, Doug 1980, 83-84
 BURNS, Craig 1965

-CCC-

CALLOWAY, Jeff 1987-91
 CANTRELLE, Jason 2001
 CARREY, Devin 2007-09
 CARSTENS, Bill 1978-81
 CASTELLANOS, George 1983-84
 CASTRO, Paul 1973
 CESTIA, George 1997-00
 CHESSON, Chris 1999-01
 CLEMENTS, Mike 1986
 COKER, Trey 1991-94
 COMEAUX, Jerry 1966

-DDD-

D'AUNOY, Rick 1973
 DAVENPORT, Paul 1991
 DAVIS, John 1974-77
 DEARIE, Mike 1970

DENNY, George 1978
 DISCH, Thomas 2007-10
 DUFRENE, Seth 2008-10
 DUHON, David 1984-86
 DUPONT, John 1987-88

-EEE-

ELEAZAR, Gene 1964-65
 ELICHERY, Emerick 1983
 ETHERINGTON, Mike 1993-94
 EVENNETT, Nathan 1994-96
 EVERETT, Jeff 1981-82

-FFF-

FENDT, Philipp 2008-
 FERGUSON, Don 1974
 FREEMAN, Ben 1965-68

-GGG-

GABRIEL, Scott 1979-82
 GALLAGHER, Sean 1989-90
 GAYHEART, Brad 1993
 GENOVESE, Mike 1987-90
 GIANELLONI, Ed 1989-90
 GIROUARD, Spence 2003-06
 GRAHAM, Tim 1976
 GRANGER, Hoyle 1987-88
 GUERICO, Tim 1979

-HHH-

HARRELL, Brad 1974-75
 HEBERT, Bily 1963
 HEINEN, Mike 1986-89
 HENSERLING, Todd 1981
 HERRIDGE, Brad 1995
 HIRSCH, Brian 1962-63
 HJARTARSON, Orn 1999-02
 HOLLAN, Ross 1992-95
 HULIN, Ronnie 1989-90

-JJJ-

JANE, Ed 1970
 JOHNSON, Gavin 1995
 JONES, Mike 1973
 JONSSON, Ulfar 1991

-KKK-

KERIN, James 1961
 KINCAID, Lane 1990-95
 KING, Freddie 1964
 KNUTSSON, Bjorn 1994-96

-LLL-

LABBE, Sid 1978
 LANDRY, Morgan 2005-08
 LANDRY, Ronnie 1964



Michael Smith, 2005-08
Adams Golf Pro Tour Series Professional

LANGLAINAIS, Danny 1978-80
 LAVIGNE, David 1974
 LAUVE, Michael 1994-96
 LEE, Charles 1973
 LEMAIRE, Clyde 1964
 LEMOINE, Sammy 1961
 LEVERS, Jeff 1981-82
 LORIO, Jeff 1998
 LOWE, Justin 2005-07

-MMM-

MARCHAND, David 1982-86
 McBURNEY, Don 1963-64
 McDUFF, Charles 1973-75
 McKELVEY, Rob 1990-93
 McLANE, David 1961
 McLAURIN, John 1962
 McMATH, Don 1967
 MENDELL, John 1998-99
 MINVIELLE, Richard 1974-77
 MOSER, Greg 1980
 MOMMSEN, Doron 2002-04
 MOULIS, Malloy 2008-09
 MURPHY, Ken 1968

-NNN-

NASLUND, Johan 1990-93
 NELSON, Flint 1988
 NEUMANN, Don 1977-78
 NOEL, Marc 2001-2005
NOTO, Andrew 2008-

-OOO-

OLAFSSON, Thor 1994-96
 OVERMAN, Brett 1994-98

-PPP-

PALMER, Charles 1961
 PENA, Steven 2003-05
 PERKS, Craig 1989-90
 PETIT, Dustin 2008-09
PETTS, Thomas 2008-
 PHILLIP, Allen 1988
 PIERRET, John 1970
 PIERRET, Kent 1974-77
 PIERRET, Kirk 1973-74
 POEHLER, Tom 1980-81
 POPP, Chris 1991-94
 PRITCHARD, Kyle 2007-10
 PYLE, Ben 1998-99

-RRR-

RICHARDS, James 2005
 RICHWINE, Colin 2007
 ROBINSON, Adrian 1967
 RODEMACHER, Charlie 1963
 RODGERS, Bob 1965-67
 ROMERO, Trent 1997-98

-SSS-

SAVOY, Ethan 2009-
 SCHILLING, Herb 1968
 SHEA, Mike 1967-70
 SHEFFIELD, Pat 1978-79
 SHIREY, Mike 1983
 SHORT, Buddy 1962-65
 SIGURDSSON, Otto 2001-05
 SIMMONS, Tillman 1983-86
 SLIMAN, Theo 2000-03
 SMITH, Jason 1997
 SMITH, Matt 2000-04
 SMITH, Michael 2005-08
 SOILEAU, Chad 1979
 SOILEAU, Joey 1974
 SONNIER, Greg 1996-99
 SONNIER, Randy 1966, 68
 SPENSKY, Burke 2000-01
 SPIARS, Robert 1986-87
 SPIELMAN, Mike 1987-88
 STOUTE, Shawn 2001-02

-TTT-

THIBEAUX, B.C. 2005-08
 THOMAS, Jimmy 1970
 THOMAS, Tommy 1966-68
 TODD, Curt 1980
 TRAHAN, Craig 2003-05
 TRAHAN, Robbie 1995, 98
 TRAINOR, David 1979
 TREVINO, Matt 1995-98

-VVV-

VONDEHEIDE, Robert 1986

-WWW-

WEBER, Ty 1995-98
 WILLIAMS, Austin 2001-02
 WILLIAMS, Chad 1975-78
 WILLIAMS, Jim 1968
 WILMORE, Randy 1980-81
 WINBERG, Tobias 2002-04
 WISE, John 1997, 99-01

* - Current players are listed in bold



Craig Perks, 1989-90
2002 The Players Championship Champion

2010-11 ROSTER



ASHTON ABEL
5-10 • FR. • RS
PATTERSON, LA.



KELSEY ANGELLE
5-10 • FR. • RS
ARNAUDVILLE, LA.



SETH DUFRENE
6-0 • SR. • 3L
LULING, LA.



PHILIPP FENDT
6-0 • JR. • 2L
VIENNA, AUSTRIA



PETER LAMARIS
6-0 • FR. • HS
NEW SOUTH WALES, AUSTRALIA



ANDREW NOTO
5-10 • JR. • 2L
LULING, LA.



THOMAS PETTS
6-3 • SR. • 3L
NORTH VANCOUVER, CANADA



ETHAN SAVOY
5-7 • So. • 1L
LAFAYETTE, LA.



CHRISTOPH WENINGER
6-0 • FR. • HS
MONDSEE, AUSTRIA



GARRETT WESTBROOK
5-7 • JR. • TR
BATON ROUGE, LA.



THEO SLIMAN
HEAD COACH
THIRD SEASON

2010-11 RAGIN' CAJUNS GOLF SCHEDULE

Fall 2010 Schedule

Date	Event	Host	Location
9.13-14	Sam Hall Intercollegiate	Southern Miss	Hattiesburg CC (Hattiesburg, Miss.)
9.20-21	Kansas Invitational	Kansas	Alvamar GC (Lawrence, Kan.)
10.18-19	David Toms Intercollegiate	LSU	Country Club of Louisiana (Baton Rouge, La.)
10.25-26	Memphis Intercollegiate	Memphis	Colonial CC (Memphis, Tenn.)

Spring 2011 Schedule

Date	Event	Host	Location
2.14-15	Oak Hills Invitational	UTSA	Oak Hills CC (San Antonio, Texas)
2.21-22	Mobile Bay Intercollegiate	South Alabama	Magnolia Grove Crossings GC (Mobile, Ala.)
3.7-8	26th Louisiana Classics	Louisiana	Oakbourne CC (Lafayette)
3.28-29	First Tee Collegiate Classic	UALR	Chenal CC (Little Rock, Ark.)
4.2-3	University Club Intercollegiate	LSU	University Club (Baton Rouge, La.)
4.10-12	Jim West Intercollegiate	Texas State	Victoria CC (Victoria, Texas)
4.25-27	Sun Belt Championships	Sun Belt Conference	The Shoals (Muscle Shoals, Ala.)

