

## 12 • KIM PERROT (1967-1999)

Guard (1987-90) | UL's All-Time Leading Scorer | Led Nation in Scoring in 1989-90 (30.0 PPG)

Kim Perrot always had the heart and drive to succeed in anything she tried. As the point guard for the back-to-back WNBA Champion Houston Comets, Perrot made a name for herself as a great basketball player, a wonderful person and a courageous fighter.

The Lafayette native played overseas before earning a roster spot with the Comets prior to the WNBA's inaugural 1997 season. In fact, Perrot had to beat out 55 other players trying out for only two vacant roster spots. During that season, she worked her way from the end of the bench to the starting point guard slot, averaging 5.8 points per game in 28 games, ranking third in the league in steals (2.46) and ninth in assists (3.1).

She averaged 8.0 points and 4.5 rebounds per game in the Comets' playoff wins over the Charlotte Sting and New York Liberty, en route to the league's first-ever title. She scored in double figures in five of Houston's final eight regular-season games and tallied a season-best 19 points in 32 minutes against the Los Angeles Sparks. Perrot later collected 18 points against the Cleveland Rockers, hitting five three-pointers. In 1998, Perrot was runner-up for the WNBA's Defensive Player of the Year award.

From 1990-97, Perrot played in Germany, Sweden and Israel. She was a member of the U.S. National Team in 1989 and 1990 - winning a pair of USA Basketball Championships.

But, her accomplishments weren't limited to the professional level. At halftime of the Cajuns' game against Louisiana Tech on February 26, 1998, Perrot's No. 12 jersey was officially retired by the Ragin' Cajuns women's basketball program.

While at then-Southwestern Louisiana, Perrot etched her name into the Ragin' Cajuns record books as well as into the NCAA record book. She currently stands as the school's all-time leader in scoring (2,157), assists (654) and steals (421) - all numbers no player has come close to matching.

Perrot still owns 26 school records and has six of the Cajuns' top seven all-time scoring performances.

Perrot scored 30 or more points in 14 games during her four-year college career, including a UL Lafayette women's basketball record 58 points against Southeastern Louisiana on February 5, 1990. That 58-point performance still ranks as the second-highest single-game scoring performance in NCAA women's basketball history. As a result of that outing, Perrot still owns the NCAA mark for most field goal attempts in a game with 40. Perrot completed the 1989-90 season as the nation's leading scorer with a 30.0 points-per-game average. She is listed in 11 different categories in the NCAA record book, including scoring in a season, scoring average in a season and steal average for a season and a career.

Unfortunately, the career and life of Perrot was cut short in 1999, as she succumbed to lung cancer on August 19 of that year at the age of 32. Perrot developed a rare form of lung cancer, passing away only six months after the diagnosis. In honor of Kim Perrot, the WNBA named two awards after the late Cajuns' guard—the Kim Perrot Leadership Award and the Kim Perrot Sportsmanship Award. On their way to winning their third consecutive WNBA title in 2000, the Comets dedicated their championship to one of the greatest athletes, and individuals, the University of Louisiana at Lafayette has ever seen.

The Houston Comets retired Kim Perrot's No. 10 jersey July 29, 2000.



## 32 • LISA MERRITT

Forward (1981-84)

### UL's Second All-Time Leading Scorer

Lisa Merritt ended her career in 1984 owning almost every school record on the books.

Not only was Merritt the school's all-time leading scorer, but she held UL women's basketball career records for games played, games started, field goals made, field goals attempted, rebounds and steals.

For the few records that she didn't have, Merritt ranked second in points per game, field goal percentage, free throws made, free throws attempted, free throw percentage, blocks and assists.

Merritt also had the top six individual scoring games in school history, including a pair of 35-point contests at Tampa on Jan. 7, 1984 and vs. New Orleans on Dec. 2, 1982.

Despite the fact that all of Merritt's marks have been surpassed by Kim Perrot, Merritt's name can be found in the top ten of 13 Cajuns career records, including games started, points, points per game, field goals made, field goals attempted, field goal percentage, free throws made, free throws attempted, free throw percentage, rebounds, rebounds per game, assists and steals.

In addition, she sits in the top ten of six single-season records, including points, points per game, field goals mad, free throw percentage, steals and steals per game.

### UL Policy on Retired Jerseys

The University's policy on retired jerseys states that a student-athlete's number will be held out of competition for a period of at least 20 years following the last season of competition. After such time, the program may reintroduce that number as a way to further honor and recognize the accomplishments of former Ragin' Cajuns standouts.



### Kim's Place

Kim's Place was born from the Houston Rockets organization's desire to honor Perrot and her courageous battle with cancer and represent her quest to help others overcome adversity. This special place serves as a recreational facility where families and children battling life-threatening illnesses can go to have fun - before and after treatments - with others who are facing similar challenges. It will not only serve as a refuge for children who are fighting for their lives, but it will also be a lasting tribute to the amazing heart and spirit of Kim Perrot.



KIM PERROT



YOLANDA JONES



SONORA EDWARDS



1. Kim Perrot (Guard • Lafayette, La.) 2,157 points

Year	G	FG-FGA	Pct	FT-FTA	Pct	Reb-Avg	Ast	Pts	PPG
86-87	27	153-374	.422	38-69	.551	107-4.0	191	366	13.6
87-88	29	190-492	.386	58-120	.483	137-4.7	150	502	17.3
88-89	26	171-408	.419	75-121	.620	147-5.7	156	448	17.2
89-90	28	307-729	.424	128-192	.667	162-5.8	157	841	30.0
Totals	110	828-2003	.413	299-553	.541	553-5.0	654	2,157	19.6

8. Mary Douglas (Forward • Vardaman, Miss.) 1,083 points

Year	G	FG-FGA	Pct	FT-FTA	Pct	Reb-Avg	Ast	Pts	PPG
82-83	28	205-403	.509	121-177	.684	264-9.4	58	531	19.0
83-84	28	220-432	.509	112-159	.704	191-6.8	113	552	19.7
Totals	56	425-835	.509	233-336	.693	455-8.1	171	1,083	19.3




2. Lisa Merritt (Forward • Lakeland, Fla.) 1,747 points

Year	G	FG-FGA	Pct	FT-FTA	Pct	Reb-Avg	Ast	Pts	PPG
80-81	20	87-196	.444	31-55	.564	112-5.6	10	205	10.3
81-82	28	207-450	.460	73-108	.676	201-7.2	48	487	17.4
82-83	28	243-482	.504	85-111	.766	236-8.4	76	571	20.4
83-84	28	209-456	.458	66-90	.733	174-6.2	111	484	17.3
Totals	104	746-1584	.471	255-364	.701	723-7.0	245	1,747	16.8



9. Ann Harper (Guard • Riviera Beach, Fla.) 1,080 points

Year	G	FG-FGA	Pct	FT-FTA	Pct	Reb-Avg	Ast	Pts	PPG
83-84	28	51-116	.439	41-58	.707	61-2.2	131	143	5.1
84-85	25	106-259	.409	46-81	.568	109-4.4	110	258	10.3
86-87	27	136-326	.417	45-87	.517	96-3.6	80	317	11.7
87-88	27	145-322	.450	72-108	.667	145-5.5	82	362	13.4
Totals	107	438-1023	.428	204-334	.611	414-3.9	388	1,080	10.1



3. Teena Cooper (Forward/Center • Slidell, La.) 1,358 points

Year	G	FG-FGA	Pct	FT-FTA	Pct	Reb-Avg	Ast	Pts	PPG
84-85	26	139-270	.515	63-107	.589	252-9.7	51	341	13.1
85-86	27	88-188	.468	29-41	.707	212-7.9	75	205	7.6
86-87	27	195-320	.609	58-120	.483	282-10.4	38	448	16.6
87-88	29	154-249	.618	56-95	.589	336-11.6	33	364	12.6
Totals	109	576-1027	.561	206-363	.568	1082-9.9	197	1,358	12.5



10. Charlotte Green (Guard • Lafayette, La.) 1,059 points

Year	G	FG-FGA	Pct	FT-FTA	Pct	Reb-Avg	Ast	Pts	PPG
99-00	27	76-165	.461	35-41	.854	97-3.6	78	196	7.3
00-01	27	113-255	.443	39-54	.722	78-2.9	50	275	10.2
01-02	25	121-285	.425	34-51	.667	139-5.6	82	312	12.5
02-03	22	101-274	.369	19-28	.679	119-5.4	28	276	12.5
Totals	101	411-979	.420	127-174	.730	433-4.3	238	1,059	10.5



4. Anna Petrakova (Forward/Center • Moscow, Russia) 1,252 points

Year	G	FG-FGA	Pct	FT-FTA	Pct	Reb-Avg	Ast	Pts	PPG
01-02	15	7-18	.389	5-7	.714	23-1.5	12	19	1.3
02-03	27	71-178	.399	46-54	.852	184-6.8	37	195	7.2
03-04	28	187-371	.504	127-155	.819	265-9.5	65	522	18.6
04-05	31	212-414	.512	77-117	.658	302-9.7	74	516	16.6
Totals	101	477-981	.486	255-333	.766	774-7.7	188	1,252	12.4



11. Onna Charles (Guard • New Iberia, La.) 1,047 points

Year	G	FGM	FGA	PCT	FTM	FTA	Pct	Pts	PPG
04-05	27	74	178	.416	16	22	.727	197	7.3
05-06	28	109	319	.342	34	49	.694	292	10.4
06-07	34	133	371	.358	68	78	.872	390	11.5
07-08	29	70	185	.378	14	21	.667	168	5.8
Totals	118	386	1,053	.367	132	170	.776	1,047	8.9



5. Alyson Habetz (Guard • Crowley, La.) 1,192 points

Year	G	FG-FGA	Pct	FT-FTA	Pct	Reb-Avg	Ast	Pts	PPG
90-91	27	77-210	.367	48-62	.774	54-2.0	52	237	8.8
91-92	27	104-348	.299	68-96	.704	72-2.7	58	323	12.4
92-93	26	116-356	.326	40-54	.741	81-3.1	37	335	12.9
94-95	27	107-347	.308	58-82	.707	85-3.1	56	297	11.0
Totals	107	404-1261	.320	214-294	.728	292-2.7	203	1,192	11.1



12. Sonora Edwards (Forward/Center • Snook, Texas) 1,024 points

Year	G	FGM	FGA	PCT	FTM	FTA	Pct	Pts	PPG
04-05	27	45	120	.375	27	35	.771	121	4.5
05-06	28	93	224	.415	45	66	.682	244	8.7
06-07	34	138	287	.481	61	98	.622	348	10.2
07-08	29	128	302	.424	48	79	.608	315	10.9
Totals	118	404	933	.433	181	278	.651	1,028	8.7



6. Yolanda Jones (Forward • Lumberton, N.C.) 1,090 points

Year	G	FG-FGA	Pct	FT-FTA	Pct	Reb-Avg	Ast	Pts	PPG
05-06	28	196-470	.417	104-164	.634	305-10.9	32	508	18.1
06-07	33	235-501	.469	95-160	.594	336-10.2	59	582	17.6
Totals	61	431-971	.444	199-324	.614	641-10.5	91	1,090	17.9



7. Aronji Johnson (Forward • Baton Rouge, La.) 1,086 points

Year	G	FG-FGA	Pct	FT-FTA	Pct	Reb-Avg	Ast	Pts	PPG
84-85	26	228-366	.623	94-151	.623	259-10.0	33	550	21.2
85-86	27	217-360	.603	103-155	.665	271-10.0	27	536	19.9
Totals	53	335-726	.613	197-306	.644	530-10.0	60	1,086	20.5



13. Shaunda Bedel-Johnson (Guard • Pitkin, La.) 1,021 points

Year	G	FG-FGA	Pct	FT-FTA	Pct	Reb-Avg	Ast	Pts	PPG
86-87	27	111-238	.466	44-71	.620	119-4.4	94	272	10.1
87-88	29	102-217	.470	67-95	.705	91-3.1	119	282	9.7
88-89	4	13-32	.406	0-3	.000	18-4.5	16	26	6.5
89-90	27	83-210	.395	41-67	.612	105-3.9	106	219	8.1
90-91	27	71-168	.423	68-90	.756	101-3.7	130	222	8.2
Totals	114	380-865	.439	220-326	.675	434-3.8	465	1,021	9.0



1,000-POINT SCORERS

**Most Games Played**

1. 2006-07	34
2. 2004-05	31
3. 2007-08	30
4. 1987-88	29
5. Nine Seasons with	28
Most Recently: 2005-06	

**Most Victories**

1. 2006-07	25
2. 2004-05	22
1983-84	22
4. Three Seasons with	18
Most Recently: 2005-06	

**Most Sun Belt Victories**

1. 2006-07	14
2. 2004-05	10
3. 2005-06	8
4. 2003-04	7
1997-98	7

**Most Losses**

1. 2008-09	27
1991-92	27
3. 1998-99	26
4. 1995-96	25
5. 1996-97	24

**Most Sun Belt Losses**

1. 2008-09	18
2. 1991-92	16
3. 2007-08	14
2001-02	14
2000-01	14
1995-96	14

**Fewest Victories**

1. 1991-92	0
2. 1998-99	1
3. 1995-96	2
4. Four Seasons with	3
Most Recently: 2008-09	

**Fewest Sun Belt Victories**

1. 2008-09	0
1998-99	0
1995-96	0
1991-92	0
5. 2001-02	1

**Fewest Losses**

1. 1983-84	6
1971-72	6
3. 2006-07	9
2004-05	9
5. Three Seasons with	10
Most Recently: 2005-06	

**Fewest Sun Belt Losses**

1. 2006-07	4
2. 2004-05	5
3. 2005-06	7
1997-98	7
5. 2003-04	8

**Highest Winning Percentage**

1. 1983-84	.786 (22-6)
2. 2006-07	.735 (25-9)
3. 2004-05	.710 (22-9)
4. 1971-72	.667 (12-6)
5. 2005-06	.643 (18-10)
1982-83	.643 (18-10)

**Lowest Winning Percentage**

1. 1991-92	.000 (0-27)
2. 1998-99	.037 (1-26)
3. 1995-96	.074 (2-25)
4. 2008-09	.100 (3-27)
5. 1996-97	.111 (3-24)
1990-91	.111 (3-24)

**Longest Winning Streak**

1. Dec. 5, 1987-Jan. 23, 1988	9
2. Nov. 20, 2005-Dec. 15, 2005	8
3. Jan. 3, 2007-Jan. 25, 2007	7
Jan. 7, 1984-Jan. 26, 1984	7
5. Feb. 14, 2007-Mar. 5, 2007	6

**Longest Winning Streak**

1. Jan. 3, 2007-Jan. 25, 2007	7
2. Feb. 14, 2007-Feb. 25, 2007	4
3. Feb. 19, 2005-Feb. 26, 2005	3
Feb. 22, 2003-Mar. 1, 2003	3
Feb. 17, 2000-Feb. 22, 2000	3

**Home Court Winning Streak**

1. Feb. 5, 2004-Jan. 5, 2006	22
2. Dec. 20, 2006-Mar. 5, 2007	12
3. Dec. 6, 1982-Feb. 10, 1983	9
4. Jan. 19, 1987-Feb. 12, 1987	6
5. Jan. 6, 1990-Jan. 18, 1990	5

**Longest Road Winning Streak**

1. Jan. 7, 1984-Feb. 23, 1984	7
2. Dec. 5, 1987-Jan. 23, 1988	6
3. Nov. 18, 2006-Nov. 30, 2006	5
Nov. 25, 1983-Dec. 3, 1983	5
Mar. 11, 1972-Feb. 3, 1973	5

**Most Home Victories**

1. 2004-05	13
2. 2006-07	12
3. 1986-87	11
4. 2005-06	10
1982-83	10

**Best Home Record**

1. 2004-05	13-0
2. 2006-07	12-1
3. 1983-84	9-2
1982-83	9-2
5. 2003-04	7-2

**Most Road Victories**

1. 2006-07	13
1983-84	13
3. 2006-07	10
4. 2005-06	8
1983-84	8

**Fewest Road Victories**

1. 1986-87	0
1956-57	0
3. 2008-09	1
1994-95	1
5. Six seasons with	2
Most Recently: 2007-08	

**Most Neutral Site Victories**

1. 1971-72	7
2. 1983-84	5
1972-73	5
4. 2004-05	4
5. 2006-07	3

**Longest Homecourt Losing Streak**

1. Feb. 7, 1991-Dec. 16, 1992	14
2. Jan. 6, 1996-Dec. 9, 1996	11
3. Feb. 14, 1977-Jan. 24, 1978	8
Jan. 9, 1999-Feb. 22, 1999	8
5. Jan. 17, 1975-Jan. 14, 1976	7

**Longest Losing Streak Away from Home**

1. Jan. 27, 1990-Dec. 21, 1993	42
2. Dec. 1, 1995-Jan. 30, 1997	22
3. Feb. 26, 1998-Dec. 4, 1999	21
4. Feb. 8, 1997-Jan. 17, 1998	16
5. Dec. 17, 1994-Nov. 24, 1995	14

**Most Points**

<b>Game</b> vs. Southern-New Orleans, 12/7/82	127
<b>Season</b> 1983-84	2,340

**Margin of Victory**

<b>Game</b> vs. Southern-N.O., 12/7/82	94 (127-33)
<b>Season</b> 1983-84	19.3

**Margin of Defeat**

<b>Game</b> at Louisiana Tech, 3/9/90	73 (124-51)
---------------------------------------	-------------

**Most Field Goals Made**

<b>Game</b> vs. Southern-N.O., 12/7/82)	53
<b>Season</b> 1983-84	937

**Most Field Goals Attempted**

<b>Game</b> vs. UCF, 12/13/86	108
<b>Season</b> 2006-07	2,060

**Highest Field Goal Percentage**

<b>Game</b> vs. Oregon, 11/27/83	.680 (34-of-50)
<b>Season</b> 1983-84	.486 (937-of-1,927)

**Most Three-Point Field Goals Made**

<b>Game</b> vs. South Alabama, 3/7/88	15
<b>Season</b> 1989-90	206

**Most Three-Point Field Goals Attempted**

<b>Game</b> vs. South Alabama, 3/7/88	44
<b>Season</b> 2004-05	607

**Highest Three-Point Field Goal Percentage**

<b>Game</b> vs. Oregon State, 12/4/87	.750 (6-of-8)
at South Alabama, 1/23/93	.750 (6-of-8)
<b>Season</b> 1988-89	.363 (123-of-339)

**Most Free Throws Made**

<b>Game</b> vs. Texas-Pan American, 1/9/99	32
<b>Season</b> 2006-07	452

**Most Free Throws Attempted**

<b>Game</b> vs. Texas-Pan American, 1/9/99	42
<b>Season</b> 2006-07	725

**Highest Free Throw Percentage**

<b>Game</b> vs. Louisiana-Monroe, 12/21/08	1.000 (7-for-7)
at Arkansas State, 2/17/08	1.000 (11-for-11)
vs. Louisiana Tech, 2/8/01	1.000 (7-for-7)
<b>Season</b> 2003-04	.690 (303-of-439)

**Rebounds**

<b>Game</b> vs. Prairie View A&M, 12/13/04	74
vs. Fort Polk, 2/5/79	74
<b>Season</b> 2006-07	1,526

**Rebounds Per Game**

<b>Season</b> 1979-80	47.9
-----------------------	------

**Fouls**

<b>Game</b> vs. Stetson, 11/27/94	37
<b>Season</b> 1993-94	681

**Disqualifications**

<b>Game</b> Six Times, Most Recently vs. Texas-Pan American, 3/26/93	4
<b>Season</b> 1993-94	35

**Assists**

<b>Game</b> vs. Southern-N.O., 12/7/82	34
<b>Season</b> 1983-84	532

**Steals**

<b>Game</b> vs. Southern-N.O., 12/7/82	32
<b>Season</b> 1983-84	486

**Blocked Shots**

<b>Game</b> vs. Prairie View A&M, 12/13/04	17
<b>Season</b> 2004-05	147



**Games Played**

<b>Season</b>	Onna Charles, Sonora Edwards, Alicia McDaniel, Kima Miller (2006-07)	34
<b>Career</b>	Alicia McDaniel, 2005-08	122

**Games Started**

<b>Season</b>	Onna Charles, Sonora Edwards, Alicia McDaniel (2006-07)	34
<b>Career</b>	Shaunda Johnson-Bedel, 1986-91	111

**Points**

<b>Half</b>	Kim Perrot vs. Southeastern La., 2/5/90	30 (2nd/OT)
<b>Game</b>	Kim Perrot vs. Southeastern La., 2/5/90	58 (OT)
<b>Non-OT</b>	Kim Perrot vs. Southeastern La., 2/5/90	56
<b>Season</b>	Kim Perrot, 1989-90	841
<b>Career</b>	Kim Perrot, 1986-90	2,157

**Points Per Game**

	<b>G-Pts [Avg]</b>	
<b>Season</b>	Kim Perrot, 1989-90	28-841 (30.0)
<b>Career</b>	Aronji Johnson, 1984-86	53-1,083 (20.5)

**Field Goals Attempted**

<b>Half</b>	Kim Perrot vs. Southeastern La., 2/5/90	23 (2nd/OT)
<b>Game</b>	Kim Perrot vs. Southeastern La., 2/5/90	40 (OT)
<b>Season</b>	Kim Perrot, 1989-90	729
<b>Career</b>	Kim Perrot, 1986-90	2,003

**Field Goals Made**

<b>Half</b>	Kim Perrot vs. Southeastern La., 2/5/90	10 (1st/2nd)
<b>Game</b>	Kim Perrot vs. Southeastern La., 2/5/90	20 (OT)
<b>Season</b>	Kim Perrot, 1989-90	309
<b>Career</b>	Kim Perrot, 1986-90	828

**Field Goal Percentage**

<b>Game</b>	Teena Cooper at Rice, 2/10/87	1.000 [10-of-10]
<b>Season</b>	Aronji Johnson, 1984-85	.623 (228-of-366)
<b>Career</b>	Aronji Johnson, 1984-86	.613 (445-of-726)

**3-Point Field Goals Attempted**

<b>Game</b>	Rhonda McCullough vs. Northwestern St., 2/12/90	22
<b>Season</b>	Kim Perrot, 1989-90	264
<b>Career</b>	Rhonda McCullough, 1987-90	632

**3-Point Field Goals Made**

<b>Game</b>	Rhonda McCullough at South Alabama, 3/7/88	8
<b>Season</b>	Rhonda McCullough, 1987-88	102
<b>Career</b>	Rhonda McCullough, 1987-90	260

**3-Point Field Goal Percentage**

<b>Game</b>	Alexis Green vs. Louisiana-Monroe (12/21/09)	1.000 (6-of-6)
<b>Season</b>	Rhonda McCullough, 1987-88	.453 (102-of-225)
<b>Career</b>	Rhonda McCullough, 1987-90	.411 (260-of-632)



**ANNA PETRAKOVA**

**Free Throws Attempted**

<b>Game</b>	Aronji Johnson vs. Robert Morris, 1/6/85	18
	Aronji Johnson vs. Duquesne, 12/28/84	18
<b>Season</b>	Kim Perrot, 1989-90	192
<b>Career</b>	Kim Perrot, 1986-90	553

**Free Throws Made**

<b>Game</b>	Aronji Johnson vs. Robert Morris, 1/6/85	13
<b>Season</b>	Kim Perrot, 1989-90	128
<b>Career</b>	Kim Perrot, 1986-90	299

**Free Throw Percentage**

<b>Game</b>	Mary Douglas vs. Okla. City, 12/1/83	1.000 (11-of-11)
<b>Season</b>	Anna Petrakova, 2003-04	.819 (127-of-155)
<b>Career</b>	Anna Petrakova, 2002-05	.766 (255-of-333)

**Rebounds**

<b>Game</b>	Teena Cooper at Nicholls State, 1/14/88	21
<b>Season</b>	Teena Cooper, 1987-88	336
<b>Career</b>	Teena Cooper, 1985-88	1,082

**Rebounds Per Game**

	<b>G-Reb (Avg)</b>	
<b>Season</b>	Teena Cooper, 1987-88	29-336 (11.6)
<b>Career</b>	Beverly Reed-Cameron, 1982-84	50-530 (10.6)

**Assists**

<b>Game</b>	Vivianne Camacho at Texas-Pan Am., 3/10/86	16
<b>Season</b>	Kim Perrot, 1986-87	191
<b>Career</b>	Kim Perrot, 1987-90	654

**Assists Per Game**

	<b>G-Ast (Avg)</b>	
<b>Season</b>	Kim Perrot, 1986-87	27-191 (7.1)
<b>Career</b>	Kim Perrot, 1987-90	110-654 (5.9)

**Blocked Shots**

<b>Game</b>	Anna Petrakova vs. Prairie View A&M, 12/13/04	10
<b>Season</b>	Sarah Richey, 2001-02	86
<b>Career</b>	Anna Petrakova, 2002-05	188

**Blocked Shots Per Game**

	<b>G-Blk (Avg)</b>	
<b>Season</b>	Sarah Richey, 2001-02	28-86 (3.1)
<b>Career</b>	Sarah Richey, 2001-03	81-163 (2.0)

**Steals**

<b>Game</b>	Kim Perrot at Arkansas State, 2/2/89	11
	Kim Perrot vs. New Orleans, 1/18/90	11
<b>Season</b>	Kim Perrot, 1989-90	143
<b>Career</b>	Kim Perrot, 1987-90	421

**Steals Per Game**


	<b>G-Stl (Avg)</b>	
<b>Season</b>	Kim Perrot, 1989-90	28-143 (5.1)
<b>Career</b>	Kim Perrot, 1987-90	110-421 (3.8)

**Fouls**

<b>Season</b>	Billie Popovska, 2000-01	114
---------------	--------------------------	-----

**Disqualifications**

<b>Season</b>	Kathy Bartleson, 1991-92	12
	Billie Popovska, 2000-01	12
	Billie Popovska, 1997-98	12
<b>Career</b>	Billie Popovska, 1998-01	34



**KIM PERROT**

**TOP INDIVIDUAL SCORING PERFORMANCES**


Rk	Name vs. Opponent, Date	Pts
1.	Kim Perrot vs. Southeastern La., 2/5/90	58
2.	Kim Perrot vs. Southern, 1/6/90	45
3.	Aronji Johnson vs. Robert Morris, 1/6/85	43
4.	Kim Perrot vs. Northwestern State, 1/8/90	42
	Kim Perrot vs. McNeese State, 1/15/90	42
	Kim Perrot vs. New Orleans, 1/18/90	42
	Kim Perrot at Nicholls State, 2/8/90	42
8.	Aronji Johnson vs. Duquesne, 12/28/84	38
9.	Kim Perrot vs. Arkansas State, 2/3/90	37
10.	Aronji Johnson vs. Howard Payne, 1/7/86	36
	Kim Perrot vs. Texas-Pan American, 2/15/90	36
12.	Lisa Merritt vs. New Orleans, 12/2/82	35
	Lisa Merritt at Tampa, 1/7/84	35
	Kim Perrot vs. Tulane, 11/28/89	35
	Kim Perrot vs. Mercer, 12/2/89	35
	Onna Charles at Troy, 1/14/06	35
17.	Lisa Merritt vs. Lamar, 2/17/82	34
	Kim Perrot at Louisiana Tech, 3/9/90	34
	Frederica Wills vs. South Alabama, 2/10/94	34
20.	Lisa Merritt vs. Nicholls State, 1/25/82	33

**Top Individual Rebounding Performances**

Rk	Name vs. Opponent, Date	Reb
1.	Teena Cooper at Nicholls State, 1/14/88	21
2.	Bernadette Griffin at Nicholls State, 1/6/81	20
	Yolanda Jones vs. LSU-Shreveport, 12/12/05	20
4.	Bernadette Griffin vs. Louisiana-Monroe, 12/6/79	19
	Lisa Merritt at Tulane, 11/20/81	19
	Bridgette Jones at New Orleans, 2/25/84	19
	Teena Cooper vs. New Orleans, 3/1/86	19
	Anna Petrakova vs. Coastal Carolina, 12/20/03	19
	Yolanda Jones vs. New Orleans, 2/16/06	19

**Top Individual Assist Performances**

Rk	Name vs. Opponent, Date	Ast
1.	Vivianne Camacho at Texas-Pan Am., 3/10/86	16
2.	Vivianne Camacho vs. Texas-Pan Am., 11/30/85	12
	Vivianne Camacho vs. Southeastern La., 12/7/85	12
	Vivianne Camacho vs. Howard Payne, 1/7/86	12
	Ashley Blanche at Troy, 1/14/06	12



**ONNA CHARLES**

**Games Played**

Rk.	Player, Years	GP
1.	Alicia McDaniel, 2005-08	122
2.	Sonora Edwards, 2005-08	118
3.	Onna Charles, 2005-08	116
4.	Shaunda Johnson-Bedel, 1986-91	114
5.	DeLasha Qualls, 1998-02	111
6.	Brooke Williams, 1999-03	111
7.	Kim Perrot, 1986-90	110
8.	Ashley Blanche, 2002-2006	110
9.	Teena Cooper, 1984-88	109
10.	Ann Harper, 1983-88	107
	Alyson Habetz, 1990-95	107
	Bernette Tolston, 2001-04	107

**Games Started**

Rk.	Player, Years	GS
1.	Shaunda Johnson-Bedel, 1986-91	114
2.	Kim Perrot, 1986-90	107
3.	Teena Cooper, 1984-88	105
4.	Ann Harper, 1984-88	105
5.	Lisa Merritt, 1980-84	94
6.	Onna Charles, 2004-07	93
7.	Sonora Edwards, 2005-08	89
8.	Alicia McDaniel, 2005-08	87
9.	Ashley Blanche, 2002-2006	83
10.	Rhonda McCullough, 1987-90	79
	Charlotte Green, 1999-03	79

**Points**

Rk.	Player, Years	Pts
1.	Kim Perrot, 1986-90	2,157
2.	Lisa Merritt, 1980-84	1,747
3.	Teena Cooper, 1984-88	1,358
4.	Anna Petrakova, 2001-05	1,252
5.	Alyson Habetz, 1990-95	1,192
6.	Yolanda Jones, 2005-07	1,090
7.	Aronji Johnson, 1984-86	1,086
8.	Mary Douglas, 1982-84	1,083
9.	Ann Harper, 1983-88	1,080
10.	Charlotte Green, 1999-03	1,059

**Scoring Average**

Rk.	Player, Years	G	Pts	Avg
1.	Aronji Johnson, 1984-86	53	1,086	20.5
2.	Kim Perrot, 1986-90	110	2,157	19.6
3.	Mary Douglas, 1982-84	56	1,083	19.3
4.	Yolanda Jones, 2006-07	61	1,090	17.9
5.	Lisa Merritt, 1980-84	104	1,747	16.8
6.	B. Reed-Cameron, 1982-84			16.5
7.	Sonia Elliott, 2005-08	41	598	14.6
8.	Miranda Jones, 1993-94	52	743	14.3
9.	Teena Cooper, 1984-88	109	1,358	12.5
10.	Trenella Sonnier, 1991-92	52	645	12.4

**Field Goals Made**

Rk.	Player, Years	FGM
1.	Kim Perrot, 1986-90	828
2.	Lisa Merritt, 1980-84	746
3.	Teena Cooper, 1984-88	576
4.	Anna Petrakova, 2001-05	477
5.	Aronji Johnson, 1984-86	445
6.	Ann Harper, 1983-88	438
7.	Yolanda Jones, 2005-07	431
8.	Mary Douglas, 1982-84	425
9.	Charlotte Green, 1999-2003	411
10.	Sonora Edwards, 2005-08	404
	Alyson Habetz, 1990-95	404

**Field Goals Attempted**

Rk.	Player, Years	FGM
1.	Kim Perrot, 1986-90	2,003
2.	Lisa Merritt, 1980-84	1,584
3.	Alyson Habetz, 1990-95	1,261
4.	Onna Charles, 2005-08	1,053
5.	Teena Cooper, 1984-88	1,027
6.	Ann Harper, 1983-88	1,023
7.	Anna Petrakova, 2001-05	981
8.	Charlotte Green, 1999-2003	979
9.	Yolanda Jones, 2006-07	971
10.	Margy Bayard, 1975-79	943

**Field Goal Percentage**

Rk.	Player, Years	FG	FGA	Pct
1.	Aronji Johnson, 1984-86	445	726	.613
2.	Teena Cooper, 1984-88	576	1,027	.561
3.	Mary Douglas, 1982-84	425	835	.509
4.	Anna Petrakova, 2001-05	477	981	.486
5.	Lisa Merritt, 1980-84	746	1,584	.471
6.	Beverly Reed-Cameron, 1982-84	313	678	.462
7.	Yolanda Jones, 2006-07	431	971	.444
8.	S. Johnson-Bedel, 1986-91	380	865	.439
9.	Sonora Edwards, 2005-08	276	631	.433
10.	Ann Harper, 1983-88	438	1,023	.428

(minimum 500 attempts)

**Rebounds**

Rk.	Player, Years	Reb
1.	Teena Cooper, 1984-88	1,082
2.	Sonora Edwards, 2005-07	830
3.	Anna Petrakova, 2001-05	774
4.	Lisa Merritt, 1980-84	723
5.	Bernadette Griffin, 1979-83	657
6.	Yolanda Jones, 2006-07	641
7.	Anne DeMahy, 1977-80	634
8.	Alicia McDaniel, 2005-08	615
9.	Brooke Williams, 1999-03	578
10.	Kim Perrot, 1986-90	553

**Rebounding Average**

Rk.	Player, Years	G	Reb	Avg
1.	B. Reed-Cameron, 1981-84	50	530	10.6
2.	Yolanda Jones, 2006-07	61	641	10.5
3.	Aronji Johnson, 1985-86	53	530	10.0
4.	Teena Cooper, 1985-88	109	1,082	9.9
5.	Anne DeMahy, 1978-80	74	634	8.6
6.	Mary Douglas, 1981-84	56	455	8.1
7.	Anna Petrakova, 2003-05	101	774	7.7
8.	Tiffany Washington, 2004-05	56	410	7.3
9.	Bernadette Griffin, 1979-83	92	657	7.1
10.	Sonora Edwards, 2005-08	114	830	7.0
	Margy Bayard, 1978-80	72	506	7.0
	Lisa Merritt, 1981-84	104	723	7.0

**Assists**

Rk.	Player, Years	Ast
1.	Kim Perrot, 1986-90	654
2.	Shaunda Johnson-Bedel, 1986-91	465
3.	Ann Harper, 1983-88	388
4.	Ashley Blanche, 2002-06	384
5.	Cindy Vincent, 1978-81	280
6.	Alicia McDaniel, 2005-08	261
7.	Lisa Merritt, 1981-84	245
8.	Charlotte Green, 1999-03	238
9.	Alyson Habetz, 1991-95	203
10.	Teena Cooper, 1984-88	197

**Steals**

Rk.	Player, Years	Stl
1.	Kim Perrot, 186-90	421
2.	Lisa Merritt, 1981-84	261
3.	Charlotte Green, 1999-2003	201
4.	Shaunda Johnson-Bedel, 1986-91	182
5.	Billie Popovska, 1997-2001	172
6.	Mary Douglas, 1982-84	170
7.	Alicia McDaniel, 2005-08	164
	Monique Melancon, 1992-95	164
9.	Ann Harper, 1983-88	154
10.	Alyson Habetz, 1991-95	148

**Blocks**

Rk.	Player, Years	Blk
1.	Anna Petrakova, 2001-05	188
2.	Sarah Richey, 2000-03	160
3.	Tiffany Green, 1997-99	80
4.	Tiffany Washington, 2003-05	71
5.	Kina Miller, 2007-08	70
6.	Brandy Falgoust, 1994-98	68
7.	Kathy Bartleson, 1991-96	66
8.	Teena Cooper, 1984-88	65
9.	Sonora Edwards, 2005-08	61
10.	Veronica Brisco, 1980-92	57

**3-Pt Field Goals Made**

Rk.	Player, Years	3FG
1.	Rhonda McCullough, 1987-90	260
2.	Kim Perrot, 1986-90	202
3.	Alyson Habetz, 1990-95	170
4.	Bernette Tolston, 2002-05	159
5.	Onna Charles, 2005-08	143
6.	Whitney Dunlap, 2006-09	112
7.	Charlotte Green, 1999-03	110
8.	Dekita Williams, 1999-01	74
	Helene Roux, 1994-98	74
10.	Brandy Allen, 1994-97	69

**3-Pt Field Goals Attempted**

Rk.	Player, Years	FGM
1.	Rhonda McCullough, 1987-90	632
2.	Alyson Habetz, 1990-95	591
3.	Kim Perrot, 1986-90	577
4.	Bernette Tolston, 2001-05	499
5.	Onna Charles, 2005-08	436
6.	Whitney Dunlap, 2006-09	409
7.	Charlotte Green, 1999-03	329
8.	Helene Roux, 1994-98	277
9.	Dekita Williams, 1999-01	255
10.	Brandy Allen, 1994-97	226

**3-Pt Field Goal Percentage**

Rk.	Player, Years	3FG	FGA	Pct
1.	R. McCullough, 1987-90	260	632	.411
2.	Kim Perrot, 1986-90	202	577	.350
3.	Charlotte Green, 1999-03	110	329	.334
4.	Onna Charles, 2005-08	129	378	.328
5.	Bernette Tolston, 2001-05	159	499	.319
6.	Brandy Allen, 1994-97	69	226	.305
7.	Ashley Blanche, 2002-06	59	196	.301
8.	Dekita Williams, 1999-01	74	255	.290
9.	Alyson Habetz, 1991-95	170	591	.288
10.	Helene Roux, 1995-98	74	277	.267

(minimum 175 attempts)

**Free Throws Made**

Rk.	Player, Years	FTM
1.	Kim Perrot, 1986-90	299
2.	Anne DeMahy, 1977-80	264
3.	Lisa Merritt, 1980-84	255
	Anna Petrakova, 2001-05	255
5.	Mary Douglas, 1982-84	233
6.	Shaunda Johnson-Bedel, 1986-91	220
7.	DeLasha Qualls, 1998-2002	217
8.	Alyson Habetz, 1990-95	214
9.	Teena Cooper, 1984-88	206
10.	Ann Harper, 1983-88	204

**Free Throws Attempted**

Rk.	Player, Years	FTA
1.	Kim Perrot, 1986-90	553
2.	Anne DeMahy, 1977-80	396
3.	Lisa Merritt, 1980-84	364
4.	Teena Cooper, 1984-88	363
5.	Mary Douglas, 1982-84	336
6.	Ann Harper, 1983-88	334
7.	Anna Petrakova, 2001-05	333
8.	Shaunda Johnson-Bedel, 1986-91	326
9.	Yolanda Jones, 2006-07	324
10.	Brandy Falgoust, 1994-98	307

**Free Throw Percentage**

Rk.	Player, Years	FTM	FTA	Pct
1.	Anna Petrakova, 2003-05	255	333	.766
2.	DeLasha Qualls, 1999-02	217	298	.7282
3.	Alyson Habetz, 1991-95	214	294	.7279
4.	B. Reed-Cameron, 1981-84	199	279	.713
5.	Lisa Merritt, 1981-84	255	364	.701
6.	Mary Douglas, 1981-84	233	336	.693
7.	S. Johnson-Bedel, 1987-90	220	326	.675
8.	Anne DeMahy, 1978-80	264	396	.667
9.	Ashley Blanche, 2003-06	187	286	.654
10.	Sonora Edwards, 2005-08	181	278	.651

(minimum 200 attempts)



**Points**

Rk.	Player, Season	Pts
1.	Kim Perrot, 1989-90	839
2.	Yolanda Jones, 2006-07	582
3.	Lisa Merritt, 1982-83	571
	Mary Douglas, 1982-83	571
5.	Mary Douglas, 1983-84	552
6.	Aronji Johnson, 1984-85	550
7.	Aronji Johnson, 1983-84	536
8.	Anna Petrakova, 2003-04	522
9.	Anna Petrakova, 2004-05	516
10.	Yolanda Jones, 2005-06	508

**Scoring Average**

Rk.	Player, Season	G	Pts	Avg
1.	Kim Perrot, 1989-90	28	841	30.0
2.	Aronji Johnson, 1984-85	26	550	21.2
3.	Lisa Merritt, 1982-83	28	571	20.4
4.	Aronji Johnson, 1983-84	27	536	19.9
5.	Mary Douglas, 1983-84	28	552	19.7
6.	Mary Douglas, 1982-83	28	531	19.0
7.	Anna Petrakova, 2003-04	28	522	18.6
8.	Yolanda Jones, 2005-06	28	508	18.1
9.	Yolanda Jones, 2006-07	33	582	17.6
10.	Lisa Merritt, 1981-82	28	487	17.4

**Field Goals Made**

Rk.	Player, Season	FGM
1.	Kim Perrot, 1982-83	309
2.	Lisa Merritt, 1982-83	243
3.	Yolanda Jones, 2006-07	235
4.	Aronji Johnson, 1984-85	228
5.	Mary Douglas, 1983-84	220
6.	Aronji Johnson, 1985-86	217
7.	Anna Petrakova, 2004-05	212
8.	Lisa Merritt, 1983-84	209
9.	Lisa Merritt, 1981-82	207
10.	Mary Douglas, 1981-82	205

**Field Goal Percentage**

Rk.	Player, Season	FG	FGA	Pct
1.	Aronji Johnson, 1984-85	228	366	.623
2.	Teena Cooper, 1987-88	154	249	.618
3.	Teena Cooper, 1986-87	195	320	.609
4.	Aronji Johnson, 1985-86	217	360	.603
5.	Bridgette Jones, 1983-84	143	252	.567
6.	Tiffany Green, 1997-98	112	206	.544
7.	Bernadette Griffin, 1980-81	109	210	.519
8.	Teena Cooper, 1984-85	139	270	.515
9.	Anna Petrakova, 2004-05	212	414	.512
10.	Mary Douglas, 1983-84	220	432	.509

(minimum 150 attempts)

**3-Pt Field Goals Made**

Rk.	Player, Season	3FG
1.	Rhonda McCullough, 1987-88	102
2.	Kim Perrot, 1989-90	95
3.	Rhonda McCullough, 1989-90	88
4.	Rhonda McCullough, 1988-89	70
5.	Kim Perrot, 1987-88	64
	Bernette Tolston, 2004-05	64
7.	Alyson Habetz, 1992-93	63
8.	Onna Charles, 2006-07	56
9.	Charlotte Green, 2002-03	55
	Bernette Tolston, 2003-04	55

**3-pt Field Goal Percentage**

Rk.	Player, Season	3FG	FGA	Pct
1.	R. McCullough, 1987-88	102	225	.453
2.	Charlotte Green, 2001-02	36	80	.450
3.	Anna Petrakova, 2003-04	21	50	.420
4.	Onna Charles, 2004-05	33	80	.413
5.	R. McCullough, 1988-89	70	170	.412
6.	Breanna Evans, 2000-01	25	61	.410
7.	Kim Perrot, 1988-89	31	83	.374
8.	R. McCullough, 1989-90	88	237	.371
	Jeanne Colbert, 2005-06	23	62	.371
10.	Bernette Tolston, 2004-05	64	177	.362

(minimum 50 attempts)


**Free Throws Made**

Rk.	Player, Season	FTM
1.	Kim Perrot, 1989-90	128
2.	Anna Petrakova, 2003-04	127
3.	Mary Douglas, 1982-83	121
4.	Mary Douglas, 1983-84	112
5.	Beverly Reed-Cameron, 1983-84	109
6.	Anne DeMahy, 1977-78	106
7.	Yolanda Jones, 2005-06	104
8.	Aronji Johnson, 1984-85	103
	Aronji Johnson, 1985-86	103
10.	Yolanda Jones, 2006-07	95

**Free Throw Percentage**

Rk.	Player, Season	FTM	FTA	Pct
1.	Onna Charles, 2006-07	68	78	.872
2.	Anna Petrakova, 2003-04	127	155	.819
3.	Ketra Armstrong, 1985-86	60	76	.790
4.	DeLasha Qualls, 1998-99	63	80	.788
5.	Lisa Merritt, 1982-83	85	111	.766
6.	Tiffany Green, 1997-98	80	105	.762
7.	DeLasha Qualls, 2000-01	65	86	.756
	S. Johnson-Bedel, 1990-91	68	90	.756
9.	B. Reed-Cameron, 1982-83	90	121	.744
10.	DeLasha Qualls, 1999-00	58	79	.734

(minimum 70 attempts)



**YOLANDA JONES**

**Rebounds**

Rk.	Player, Season	Reb
1.	Teena Cooper, 1987-88	336
	Yolanda Jones, 2006-07	336
3.	Beverly Reed-Cameron, 1983-84	305
	Yolanda Jones, 2005-06	305
5.	Anna Petrakova, 2004-05	302
6.	Sonora Edwards, 2007-08	284
7.	Teena Cooper, 1986-87	282
8.	Aronji Johnson, 1985-86	271
9.	Sonora Edwards, 2006-07	274
10.	Anna Petrakova, 2003-04	265

**Rebounding Average**

Rk.	Player, Season	Reb	Avg
1.	Teena Cooper, 1987-88	336	11.6
2.	B. Reed-Cameron, 1983-84	305	10.9
	Yolanda Jones, 2005-06	305	10.9
4.	Teena Cooper, 1986-87	282	10.4
5.	Yolanda Jones, 2006-07	336	10.2
	B. Reed-Cameron, 1982-83	302	10.2
7.	Aronji Johnson, 1985-86	271	10.0
	Anne DeMahy, 1977-78	230	10.0
	Aronji Johnson, 1984-85	259	10.0
10.	Anna Petrakova, 2004-05	302	9.7

**Steals**

Rk.	Player, Season	Stl
1.	Kim Perrot, 1989-90	143
2.	Lisa Merritt, 1983-84	114
3.	Kim Perrot, 1988-89	106
4.	Deborah Burrage, 1982-83	100
5.	Mary Douglas, 1983-84	98
6.	Beverly Reed-Cameron, 1983-84	92
7.	Kim Perrot, 1987-88	87
8.	Kim Perrot, 1986-87	85
9.	Lisa Merritt, 1982-83	83
10.	Monique Melancon, 1993-94	77

**Steals Average**

Rk.	Player, Season	Stl	Avg
1.	Kim Perrot, 1989-90	143	5.1
2.	Kim Perrot, 1988-89	106	4.1
	Lisa Merritt, 1983-84	114	4.1
4.	Deborah Burrage, 1982-83	100	3.6
5.	Mary Douglas, 1983-84	98	3.5
6.	B. Reed-Cameron, 1983-84	92	3.3
7.	Kim Perrot, 1986-87	85	3.2
8.	Kim Perrot, 1987-88	87	3.0
	Lisa Merritt, 1982-83	83	3.0
10.	Monique Melancon, 1993-94	77	2.9

**Assists**

Rk.	Player, Season	Ast
1.	Kim Perrott, 1986-87	191
2.	Vivianne Camacho, 1985-86	163
3.	Kim Perrott, 1989-90	157
4.	Kim Perrott, 1988-89	156
5.	Ashley Blanche, 2004-05	151
6.	Kim Perrott, 1987-88	150
7.	Ann Harper, 1983-84	131
8.	Jeanne Colbert, 2006-07	130
	Shaunda Johnson-Bedel, 1990-91	130
10.	Shaunda Johnson-Bedel, 1987-88	119

**Assist Average**

Rk.	Player, Season	Ast	Avg
1.	Kim Perrott, 1986-87	191	7.1
2.	Vivianne Camacho, 1985-86	163	6.3
3.	Kim Perrott, 1988-89	156	6.0
4.	Kim Perrott, 1989-90	157	5.6
5.	Kim Perrott, 1987-88	150	5.2
6.	Ashley Blanche, 2004-05	151	5.0
7.	S. Johnson-Bedel, 1990-91	130	4.8
8.	Ann Harper, 1983-84	131	4.7
9.	Jeanne Colbert, 2006-07	130	4.5
	Raissa Price, 1982-83	98	4.5

**Blocked Shots**

Rk.	Player, Season	Bk
1.	Sarah Richey, 2001-02	86
2.	Anna Petrakova, 2004-05	74
3.	Anna Petrakova, 2003-04	65
4.	Sarah Richey, 2002-03	54
5.	Kina Miller, 2006-07	49
6.	Tiffany Green, 1997-98	47
7.	Shelley Murrell, 1990-91	39
8.	Tiffany Washington, 2004-05	38
9.	Anna Petrakova, 2002-03	37
10.	Veronica Brisco, 1980-81	34

**Minutes Per Game**

Rk.	Player, Season	Min	Avg
1.	Tiffany Washington, 2003-04	965	38.6
2.	R. McCullough, 1989-90	986	37.9
3.	Charlotte Green, 2002-03	820	37.3
4.	R. McCullough, 1988-89	1004	37.2
5.	Kim Perrot, 1989-90	1034	36.9
	Kim Perrot, 1987-88	1070	36.9
7.	Molly Early, 1985-86	991	36.7
8.	Kim Perrot, 1986-87	987	36.6
9.	Aronji Johnson, 1984-85	947	36.4
	Anna Petrakova, 2003-04	1018	36.4



**ASHLEY BLANCHE**



**Points**

	Pts	Avg
1977-78	Margy Bayard (f)	290 13.8
1978-79	Margy Bayard (f)	347 13.3
1979-80	Vicki Thibodeaux (c)	345 14.4
1980-81	Bernadette Griffin (f)	271 11.3
1981-82	Lisa Merritt (f)	487 17.4
1982-83	Lisa Merritt (f)	571 20.4
1983-84	Mary Douglas (g/f)	552 19.7
1984-85	Aronji Johnson (f)	550 21.2
1985-86	Aronji Johnson (f)	536 19.9
1986-87	Teena Cooper (f/c)	448 16.6
1987-88	Kim Perrot (g)	502 17.3
1988-89	Kim Perrot (g)	448 17.2
1989-90	Kim Perrot (g)	839 30.0
1990-91	Trenella Francis (g)	324 12.0
1991-92	Trenella Sonnier (g)	321 12.8
1992-93	Miranda Jones (g)	347 13.9
1993-94	Miranda Jones (g)	381 14.7
1994-95	Alyson Habetz (g)	297 11.0
1995-96	Brandy Allen (g)	212 7.9
1996-97	Brandy Allen (g)	249 9.6
1997-98	Tiffany Green (f)	304 11.3
1998-99	Tiffany Green (f)	343 12.7
1999-00	Billie Popovska (f)	292 10.8
2000-01	Billie Popovska (f)	288 10.3
2001-02	Sarah Richey (f/c)	383 13.7
2002-03	Charlotte Green (g)	276 12.5
2003-04	Anna Petrakova (f/c)	522 18.6
2004-05	Anna Petrakova (f/c)	516 16.6
2005-06	Yolanda Jones (f)	508 18.1
2006-07	Yolanda Jones (f)	582 17.6
2007-08	Alicia McDaniel (g)	379 12.5
2008-09	Alexis Green (g)	454 15.7

**Rebounds**

	Reb	Avg
1977-78	Anne DeMahy (f)	230 10.0
1978-79	Margy Bayard (f)	197 7.6
1979-80	Anne DeMahy (f)	220 8.8
1980-81	Bernadette Griffin (f)	216 9.0
1981-82	Lisa Merritt (f)	201 7.2
1982-83	Mary Douglas (g/f)	264 9.4
1983-84	B. Reed-Cameron (f/c)	305 10.9
1984-85	Aronji Johnson (f)	259 10.0
1985-86	Aronji Johnson (f)	271 10.0
1986-87	Teena Cooper (f/c)	282 10.4
1987-88	Teena Cooper (f/c)	336 11.6
1988-89	Sonia Elliott (f)	172 6.6
1989-90	Kim Perrot (g)	162 5.8
1990-91	Connie Francis (f)	191 7.1
1991-92	Christie Lofton (c)	198 7.3
1992-93	Miranda Jones (g)	123 4.9
1993-94	Kathy Bartleson (c/f)	137 5.1
1994-95	Keyyada Robinson (f/c)	122 4.9
1995-96	Brandy Falgoust (c)	155 5.7
1996-97	Brandy Falgoust (c)	138 5.1
1997-98	Tiffany Green (f)	166 6.1
1998-99	Tiffany Green (f)	146 5.4
1999-00	Billie Popovska (f)	122 4.5
2000-01	Erin Dease (f/c)	176 6.3
2001-02	Sarah Richey (f/c)	235 8.4
2002-03	Anna Petrakova (f/c)	184 6.8
2003-04	Anna Petrakova (f/c)	265 9.5
2004-05	Anna Petrakova (f/c)	302 9.7
2005-06	Yolanda Jones (f)	305 10.9
2006-07	Yolanda Jones (f)	336 10.2
2007-08	Sonora Edwards (c)	248 8.6
2008-09	Alexis Green (g)	186 6.4

**Assists**

	Ast	Avg
1977-78	Vivian Fruge (g)	69 3.0
1978-79	Cindy Vincent (g)	87 3.3
1979-80	Cindy Vincent (g)	87 3.5
1980-81	Cindy Vincent (g)	106 4.4
1981-82	Lisa Merritt (f)	48 1.7
1982-83	Raissa Prince (g)	98 4.5
1983-84	Ann Harper (f)	131 4.7
1984-85	Ann Harper (f)	110 4.4
1985-86	Vivianne Camacho (g)	163 6.3
1986-87	Kim Perrot (g)	191 7.1
1987-88	Kim Perrot (g)	150 5.2
1988-89	Kim Perrot (g)	156 6.0
1989-90	Kim Perrot (g)	157 5.6
1990-91	S. Johnson-Bedel (g)	130 4.8
1991-92	Alyson Habetz (g)	58 2.1
1992-93	Lesley Langley (g)	109 4.2
1993-94	Lesley Langley (g)	78 2.9
1994-95	Tara Shamsie (g)	72 2.7
1995-96	Tara Shamsie (g)	89 3.3
1996-97	Suzanne Lopinto (g)	79 2.9
1997-98	Kristy King (g)	86 3.2
1998-99	Erika Gilbeaux (g/f)	79 2.9
1999-00	Charlotte Green (g)	78 2.9
2000-01	Dekita Williams (g)	73 2.6
2001-02	Charlotte Green (g)	82 3.3

2002-03	Tammie White (g)	66 2.4
2003-04	Ashley Blanche (g)	77 2.8
2004-05	Ashley Blanche (g)	151 5.0
2005-06	Ashley Blanche (g)	101 4.0
2006-07	Jeanenne Colbert (g)	130 4.5
2007-08	Alicia McDaniel (g)	88 2.9
2008-09	Alexis Green (g)	58 1.9

**Steals**

	Stl	Avg
1980-81	Tammy Guillory (g)	35 1.5
1981-82	De'Niece Dangerfield (g)	57 2.0
1982-83	Deborah Burrage (g)	100 3.6
1983-84	Lisa Merritt (f)	114 4.1
1984-85	Ketra Armstrong (g)	42 1.6
1985-86	Molly Early (g)	44 1.6
1986-87	Kim Perrot (g)	85 3.1
1987-88	Kim Perrot (g)	87 3.0
1988-89	Kim Perrot (g)	106 4.1
1989-90	Kim Perrot (g)	143 5.1
1990-91	Connie Francis (f)	37 1.4
1991-92	Jennifer Autry (g)	50 2.3
1992-93	Monique Melancon (g)	44 1.9
1993-94	Monique Melancon (g)	77 2.9
1994-95	Alyson Habetz (g)	47 1.7
1995-96	Tara Shamsie (g)	38 1.4
1996-97	Ashley Flesch (g)	43 1.8
1997-98	Kristy King (g)	67 2.5
1998-99	Tiffany Green (f)	39 1.4
1999-00	Charlotte Green (g)	68 2.5
2000-01	Charlotte Green (g)	43 1.6
2001-02	Charlotte Green (g)	54 2.2
2002-03	Charlotte Green (g)	36 1.6
2003-04	Anna Petrakova (f/c)	27 1.0
2004-05	Ashley Blanche (g)	27 0.9
2005-06	Yolanda Jones (f)	49 1.8
2006-07	Yolanda Jones (f)	68 2.1
2007-08	Alicia McDaniel (g)	58 1.9
2008-09	Mercedes Johnson (f)	27 0.9

**Blocked Shots**

	Blk	Avg
1980-81	Veronica Brisco (c)	34 1.4
1981-82	Veronica Brisco (c)	23 0.8
1982-83	B. Reed-Cameron (f/c)	25 1.1
1983-84	B. Reed-Cameron (f/c)	16 0.6
1984-85	Teena Cooper (f/c)	33 1.3
1985-86	Teena Cooper (f/c)	14 0.5
1986-87	Donna Conder (c)	21 0.8
1987-88	Teena Cooper (f/c)	19 0.7
1988-89	Ivette Benitez (c)	23 0.9
1989-90	Sonia Elliott (f)	7 0.5
1990-91	Shelley Murrell (c/f)	39 1.6
1991-92	Kathy Bartleson (c)	30 1.1
1992-93	Kathy Bartleson (c)	12 0.5
1993-94	Kathy Bartleson (c)	22 0.8
1994-95	Christie Lofton (c)	17 0.6
1995-96	Brandy Falgoust (f)	24 0.9
1996-97	Brandy Falgoust (f)	22 0.8
1997-98	Tiffany Green (f)	47 1.7
1998-99	Tiffany Green (f)	33 1.2
1999-00	Kim Chance (f/c)	14 0.6
2000-01	Erin Dease (f/c)	33 1.2
2001-02	Sarah Richey (f/c)	86 3.1
2002-03	Sarah Richey (f/c)	54 2.2
2003-04	Anna Petrakova (f/c)	65 2.3
2004-05	Anna Petrakova (f/c)	74 2.4
2005-06	Yolanda Jones (f)	15 0.5
2006-07	Kina Miller (c)	49 1.4
2007-08	Kina Miller (c)	21 1.8
2008-09	Mercedes Johnson (f)	16 0.6

**Minutes Played**

	Min	Avg
1982-83	Lisa Merritt (f)	960 34.3
1983-84	Lisa Merritt (f)	985 35.2
1984-85	Aronji Johnson (f)	947 36.4
1985-86	Molly Early (g)	991 36.7
1986-87	Kim Perrot (g)	987 36.6
1987-88	Kim Perrot (g)	1070 36.9
1988-89	R. McCullough (g/f)	1004 37.2
1989-90	Kim Perrot (g)	1034 36.9
1990-91	Trenella Francis (g)	827 30.6
1991-92	Alyson Habetz (g)	827 30.6
1992-93	Lesley Langley (g)	772 29.7
1993-94	Miranda Jones (g)	758 29.2
1994-95	Alyson Habetz (g)	763 28.3
1995-96	Tara Shamsie (g)	744 27.6
1996-97	Brandy Allen (g)	721 27.7
1997-98	Kristy King (g)	909 33.7
1998-99	Lisa Moore (g/f)	798 29.6
1999-00	Erika Gilbeaux (g/f)	755 27.0
2000-01	Brooke Williams (f)	767 27.4
2001-02	Charlotte Green (g)	857 34.3
2002-03	Sarah Richey (f/c)	836 33.4
2003-04	Anna Petrakova (f/c)	1018 36.4
2004-05	Bernette Tolson (g)	991 32.0
2005-06	Yolanda Jones (f)	905 32.3

2006-07	Alicia McDaniel (g)	1178 34.6
2007-08	Alicia McDaniel (g)	1038 34.6
2008-09	Alexis Green (g)	998 34.4

**Free Throw Pct.**

	FT-FTA	Pct
1977-78	Anne DeMahy (f)	106-149 .711
1978-79	Anne DeMahy (f)	82-123 .667
1979-80	Anne DeMahy (c)	76-124 .613
1980-81	Bernadette Griffin (c)	53-82 .646
1981-82	Lisa Merritt (f)	73-108 .676
1982-83	Lisa Merritt (f)	85-111 .766
1983-84	Lisa Merritt (f)	66-90 .733
1984-85	Aronji Johnson (f)	94-151 .623
1985-86	Ketra Armstrong (g)	60-76 .789
1986-87	Dee Dee Hawkins (f)	53-76 .697
1987-88	Shaunda Johnson (g)	67-95 .705
1988-89	Sonia Elliott (f)	63-87 .724
1989-90	Kim Perrot (g)	128-192 .667
1990-91	S. Johnson-Bedel (g)	68-90 .756
1991-92	Alyson Habetz (g)	68-96 .708
1992-93	Miranda Jones (g)	55-84 .655
1993-94	Miranda Jones (g)	53-82 .646
1994-95	Alyson Habetz (g)	58-82 .707
1995-96	Brandy Falgoust (f/c)	44-71 .620
1996-97	Charissa Kolich (f)	59-84 .702
1997-98	Tiffany Green (f)	80-105 .762
1998-99	DeLasha Qualls (f)	63-80 .788
1999-00	DeLasha Qualls (f)	58-79 .734
2000-01	DeLasha Qualls (f)	65-86 .756
2001-02	Brooke Williams (f)	42-70 .600
2002-03	Sharee Glenn (g)	56-88 .636
2003-04	Anna Petrakova (f/c)	127-155 .819
2004-05	Ashley Blanche (g)	67-96 .698
2005-06	Ashley Blanche (g)	62-91 .681
2006-07	Onna Charles (g)	68-78 .872
2007-08	Sonora Edwards (c)	48-79 .608
2008-09	Alexis Green (g)	82-123 .667

**Field Goals Made**

	GP	FG
1977-78	Margy Bayard (f)	21 125
1978-79	Margy Bayard (f)	26 147
1979-80	Vicki Thibodeaux (c)	24 156
1980-81	Bernadette Griffin (f)	24 109
1981-82	Lisa Merritt (f)	28 207
1982-83	Lisa Merritt (f)	28 243
1983-84	Mary Douglas (g/f)	28 220
1984-85	Aronji Johnson (f)	26 228
1985-86	Aronji Johnson (f)	27 217
1986-87	Teena Cooper (f/c)	27 195
1987-88	Kim Perrot (g)	29 190
1988-89	Kim Perrot (g)	26 171
1989-90	Kim Perrot (g)	28 309
1990-91	Trenella Sonnier (g)	27 148
1991-92	Trenella Sonnier (g)	25 133
1992-93	Miranda Jones (g)	25 146
1993-94	Miranda Jones (g)	26 164
1994-95	Alyson Habetz (g)	27 107
1995-96	Brandy Allen (g)	27 74
1996-97	Brandy Allen (g)	26 85
1997-98	Billie Popovska (f)	27 117
1998-99	Tiffany Green (f)	27 133
1999-00	Billie Popovska (f)	27 122
2000-01	Billie Popovska (f)	28 120
2001-02	Sarah Richey (f/c)	28 174
2002-03	Charlotte Green (g)	22 101
2003-04	Anna Petrakova (f/c)	28 187
2004-05	Anna Petrakova (f/c)	31 212
2005-06	Yolanda Jones (f)	28 196
2006-07	Yolanda Jones (f)	33 235
2007-08	Alicia McDaniel (g)	30 155
2008-09	Alexis Green (g)	29 162

**Field Goal Pct.**

	FG-FGA	Avg
1977-78	Jody Pontiff (g)	119-290 .410
1978-79	Anne DeMahy (c)	93-204 .461
1979-80	Vicki Thibodeaux (c)	156-354 .441
1980-81	Bernadette Griffin (f)	109-210 .519
1981-82	Lisa Merritt (f)	207-450 .460
1982-83	Mary Douglas (g/f)	205-403 .509
1983-84	Bridgette Jones (c)	143-252 .567
1984-85	Aronji Johnson (f)	228-366 .623
1985-86	Aronji Johnson (f)	217-360 .603
1986-87	Teena Cooper (f/c)	195-320 .609
1987-88	Teena Cooper (f/c)	154-249 .618
1988-89	Sonia Elliott (f)	140-307 .456
1989-90	Sonia Elliott (f)	98-219 .447
1990-91	Trenella Sonnier (g/f)	148-343 .432
1991-92	Trenella Sonnier (g/f)	133-381 .349
1992-93	Miranda Jones (g)	152-411 .370
1993-94	Miranda Jones (g)	164-360 .456
1994-95	Keyyada Robinson (f/c)	88-205 .429
1995-96	Brandy Falgoust (f/c)	66-184 .359
1996-97	Brandy Falgoust (f/c)	75-196 .383
1997-98	Tiffany Green (f)	112-206 .544
1998-99	Tiffany Green (f)	133-284 .468

1999-00	Charlotte Green (g)	76-165 .461
2000-01	Erin Dease (f/c)	86-192 .448
2001-02	Sarah Richey (f/c)	174-398 .437
2002-03	Anna Petrakova (f/c)	71-178 .399
2003-04	Anna Petrakova (f/c)	187-371 .504
2004-05	Anna Petrakova (f/c)	



### Louisiana Team Statistics (since 1977-78)

Year	Record	FG-FGA	PCT	3FG-FGA	PCT	FT-FTA	PCT	ORB	DRB	RB	AVG	PF-FO	AST	TO	BLK	STL	TP	AVG	
1977-78	6-17	552-1532	.360			280-491	.570			1071	46.6	439-19	261					1384	60.2
1978-79	11-15	700-1760	.398			332-576	.576			1209	46.5	630-26	263					1732	66.6
1979-80	11-14	692-1778	.389			311-528	.589			1197	<b>47.9</b>	544-13	319					1695	67.8
1980-81	10-14	676-1712	.395			309-504	.613			1115	46.5	547-14	314	469	78	249	1661	69.2	
1981-82	5-23	784-1964	.399			326-561	.581			1224	43.7	667-18	348	668	67	310	1894	67.6	
1982-83	18-10	930-1966	.473			<b>472-702</b>	.672			1267	45.3	525-13	<b>543</b>	609	67	420	2332	83.3	
1983-84	22-6	<b>937-1927</b>	<b>.486</b>			466-683	.682			1227	43.8	526-12	532	555	38	<b>486</b>	<b>2340</b>	<b>83.6</b>	
1984-85	8-18	715-1519	.471			303-546	.555			1044	40.2	486-21	400	534	41	212	1733	66.7	
1985-86	13-14	706-1522	.464			338-523	.672			1006	37.3	471-10	460	<b>377</b>	35	182	1750	64.8	
1986-87	14-13	823-1763	.467	19-71	.268	303-544	.557			1072	39.7	556-15	468	564	52	290	1968	72.9	
1987-88	18-11	777-1745	.445	*188-526	.357	318-516	.616			1119	38.6	430-5	442	420	27	229	2060	71.0	
1988-89	10-17	651-1599	.407	123-339	<b>.363</b>	253-392	.645	329	603	932	34.5	484-13	360	468	69	228	1678	62.1	
1989-90	11-17	749-1815	.413	<b>206-584</b>	.353	289-470	.615	312	629	941	33.6	481-7	394	495	25	300	1991	71.1	
1990-91	3-24	611-1560	.392	48-144	.333	282-410	.688	256	601	987	36.6	599-24	356	614	60	191	1552	57.5	
1991-92	0-27	529-1647	.321	64-221	.290	272-437	.622	299	557	983	36.4	625-34	259	678	60	234	1394	51.6	
1992-93	4-22	537-1585	.339	78-271	.288	272-430	.633	273	476	874	33.6	594-24	272	573	48	239	1424	54.8	
1993-94	6-21	595-1585	.374	20-85	.235	336-575	.584	365	583	948	35.1	<b>681-35</b>	273	616	47	359	1546	57.3	
1994-95	4-23	555-1609	.345	84-358	.235	308-506	.609	364	597	961	35.6	638-28	277	654	44	305	1502	55.6	
1995-96	2-25	460-1457	.316	80-290	.276	366-545	.672	268	499	877	32.5	599-13	285	642	41	243	1366	50.6	
1996-97	3-24	432-1370	.315	67-246	.272	377-562	.671	233	592	942	34.9	589-24	265	741	40	248	1308	48.4	
1997-98	9-18	594-1505	.395	41-214	.192	377-566	.666	299	584	988	36.6	566-20	361	653	102	322	1606	59.5	
1998-99	1-26	530-1446	.367	62-235	.264	352-538	.654	325	643	968	35.9	538-15	296	769	75	226	1474	54.6	
1999-00	12-16	683-1796	.380	109-381	.286	354-527	.672	428	696	1124	40.1	622-9	429	619	57	292	1829	65.3	
2000-01	8-20	650-1732	.375	110-390	.282	344-520	.662	371	675	1046	37.4	607-24	381	547	111	233	1754	62.6	
2001-02	7-21	544-1697	.379	109-364	.299	259-433	.598	344	738	1082	38.6	465-8	354	543	140	242	1656	59.1	
2002-03	8-19	522-1452	.360	124-433	.286	240-368	.652	301	674	975	36.1	414-10	270	472	104	167	1408	52.1	
2003-04	13-15	593-1515	.391	161-557	.289	303-439	<b>.690</b>	320	772	1092	39.0	426-8	312	512	118	161	1650	58.9	
2004-05	22-9	762-1808	.421	<b>186-607</b>	.306	348-530	.657	415	904	1319	42.5	451-7	401	495	<b>147</b>	184	2058	66.4	
2005-06	18-10	662-1793	.369	152-565	.269	312-489	.638	463	756	1219	43.5	454-11	293	424	55	200	1788	63.9	
2006-07	<b>25-9</b>	<b>845-2060</b>	.410	167-537	.311	<b>452-725</b>	<b>.623</b>	<b>566</b>	<b>960</b>	<b>1526</b>	44.9	510-5	393	592	121	268	2309	67.9	
2007-08	8-22	701-1785	.393	138-489	.282	248-432	.574	398	716	1114	37.1	466-12	343	573	72	241	1788	59.6	
2008-09	3-27	612-1700	.306	109-390	.279	314-491	.640	363	677	1040	34.7	459-6	267	520	42	162	1647	54.9	

### Opponent Team Statistics (since 1977-78)

Year	Record	FG-FGA	PCT	3FG-FGA	PCT	FT-FTA	PCT	ORB	DRB	RB	AVG	PF-FO	AST	TO	BLK	STL	TP	AVG	
1977-78	17-6	744- <b>1407</b>	.436			279-469	<b>.595</b>			1171	50.9	508	383					1767	76.8
1978-79	15-11	729-1727	.422			434-665	.653			1244	47.8	575-21	<b>310</b>					1892	72.8
1979-80	14-11	700-1729	.405			397-607	.654			1232	49.3	541-17	323					1797	71.9
1980-81	14-10	665-1585	.420			398-596	.668			1099	45.8	513-20	<b>310</b>					1728	72.0
1981-82	23-5	859-1843	.466			519-781	.665			1329	47.5	579-13	414	656	65	305	2237	79.9	
1982-83	10-18	780-1810	.431			336-523	.642			1099	39.3	634-25	390	725	101	275	1896	67.7	
1983-84	<b>6-22</b>	767-1781	.430			<b>267-426</b>	.626			1046	37.3	611-24	407	<b>738</b>	69	242	1801	64.3	
1984-85	18-8	765-1670	.458			<b>267-433</b>	.617			<b>926</b>	<b>35.6</b>	515-21	403	411	52	236	1797	69.1	
1985-86	14-13	709-1668	.425			314-464	.677			987	36.6	486-12	427	341	40	179	1732	64.1	
1986-87	13-14	793-1796	.442	<b>33-95</b>	.347	377-582	.648			1097	40.6	502-14	424	562	48	264	1996	73.9	
1987-88	11-18	762-1849	.412	77-219	.352	275-428	.643			1126	38.8	507-18	431	429	57	203	1876	64.7	
1988-89	17-10	779-1790	.435	67-190	.353	370-572	.647	504	712	1216	45.0	403-6	467	415	62	240	1995	73.9	
1989-90	17-11	931-1994	.467	75-231	.325	338-519	.651	563	842	1405	50.2	455-6	545	534	71	264	2275	81.3	
1990-91	24-3	780-1819	.429	57-167	.341	497-743	.669	408	669	1217	45.1	478-4	387	440	83	352	2114	78.3	
1991-92	27-0	781-1678	.465	48-152	.386	489-761	.643	384	804	1308	48.4	453-3	427	605	78	354	2099	77.7	
1992-93	22-4	726-1545	.470	75-223	.336	479-793	.667	389	774	1269	48.8	483-31	372	573	136	247	2020	77.7	
1993-94	21-6	695-1494	.465	80-232	.345	573-870	.659	399	797	1196	44.3	524-10	375	650	<b>31</b>	303	2043	75.7	
1994-95	23-4	723-1586	.456	92-279	.330	513-825	.622	448	813	1261	46.7	481-15	398	604	65	334	2051	76.0	
1995-96	25-2	756-1583	.478	68-228	.298	456-754	.605	425	800	1225	45.4	564	430	546	71	301	2036	75.4	
1996-97	24-3	725-1722	.421	129-408	.316	465-723	.643	482	773	1255	46.5	544	466	577	79	377	2044	75.7	
1997-98	18-9	634-1588	.399	147-448	.328	453-677	.669	432	<b>665</b>	1097	40.6	515	402	649	64	346	1868	69.1	
1998-99	26-1	737-1688	.437	130-360	.361	412-649	.635	408	686	1094	40.5	513	483	554	71	426	2016	74.7	
1999-00	16-12	696-1643	.422	120-347	.346	510-739	.690	399	775	1174	41.9	488	421	610	62	304	2018	72.1	
2000-01	20-8	684-1665	.411	109-314	.347	527-753	.700	425	814	1239	44.7	496	395	554	70	261	2004	71.6	
2001-02	21-7	740-1838	.403	141-428	.329	354-536	.660	459	805	1264	45.1	461	370	499	76	289	1975	70.5	
2002-03	19-8	634-1595	.397	145-408	.355	279-438	.637	366	684	1050	38.9	<b>369</b>	347	390	56	205	1692	62.7	
2003-04	15-13	603-1697	.355	139-439	.317	292-451	.647	389	674	1063	38.0	435	320	398	57	247	1637	58.5	
2004-05	9-22	660-1913	<b>.345</b>	158-557	<b>.284</b>	271-428	.633	423	730	1153	37.2	487-12	360	452	70	191	1749	<b>56.4</b>	
2005-06	10-18	<b>599-1606</b>	.373	128-423	.303	309-476	.649	<b>338</b>	765	1103	39.4	462-0	<b>310</b>	473	72	<b>145</b>	<b>1635</b>	58.4	
2006-07	9-25	729-2035	.358	176-601	.293	358-549	.652	431	784	1215	35.7	648-14	384	570	110	257	1992	58.6	
2007-08	22-8	789-1824	.433	169-493	.343	291-450	.647	398	786	1184	39.5	433-4	468	513	76	245	2038	67.9	
2008-09	27-3	792-1806	.439	161-472	.341	313-478	.655	432	822	1254	41.8	492-0	423	488	93	228	2058	68.6	

Records in Bold | \*Led Nation

#### The Last Time A Louisiana Player Had...


**30-34 Points**  
Home \_\_\_\_\_ 32 by Alexis Green vs. Louisiana-Monroe, 12/21/08  
Away \_\_\_\_\_ 30 by Yolanda Jones at North Texas, 1/11/07

**35-39 Points**  
Home \_\_\_\_\_ 36 by Kim Perrot vs. Texas-Pan American, 2/15/90  
Away \_\_\_\_\_ 35 by Onna Charles at Troy, 1/14/06

**40-plus Points**  
Home \_\_\_\_\_ 58 by Kim Perrot vs. Southeastern Louisiana, 2/5/90  
Away \_\_\_\_\_ 42 by Kim Perrot at Nicholls State, 2/8/90

**15-19 Rebounds**  
Home \_\_\_\_\_ 19 by Yolanda Jones vs. New Orleans, 2/16/06  
Away \_\_\_\_\_ 15 by Alexis Green vs. Alabama State, 12/16/08

**20-plus Rebounds**



One of the nation's most impressive facilities and heralded as one of the finest multi-purpose arenas in the country, the Cajundome enters its 24th season as the home of Ragin' Cajuns men's basketball program.

In 2007, the arena hosted the Sun Belt Conference Men's and Women's Basketball Tournaments.

The \$64 million facility was opened and officially dedicated on Nov. 10, 1985, as the new home of the Ragin' Cajuns, replacing Blackham Coliseum (1950-84). But the Cajundome is much more than a basketball arena.

It was designed as a true multi-purpose facility, and the 'Dome has hosted such varied events as ice shows, circuses, indoor soccer, conventions, banquets, wrestling and boxing cards, ice hockey and the Arena Football League. The facility served as home for the Louisiana IceGators of the East Coast Hockey League from 1995-96 through 2004-05.

The facility has an adjustable capacity between 4,500 and 13,500. With an average of 140 events per year and 10-15 concerts per year, the arena has hosted top entertainers and shows.

The 'Dome also features 16 plush VIP luxury suites with full view of the arena.

The city of Lafayette and the state of Louisiana jointly financed and built the Cajundome. The state owns the land on the 'Dome site, located just east of the Louisiana-Lafayette Athletic Complex off Congress Street and Cajundome Boulevard.

On April 30, 2002, the facility received a much needed addition with the opening of the brand new \$16.7 million convention center located adjacent to the 'Dome on the east side of the building. The convention center offers nearly 100,000 square feet on two levels and holds Cajun practices as well.

The 2005-06 season was shortened. The Cajundome served as a shelter for Hurricanes Katrina and Rita and was unavailable in November and December 2005. The Cajuns returned to the arena in January 2006.

**Yearly Cajundome Record**

Season	Head Coach	W	L	Pct
1985-86	Ross Cook	0	2	.000
1986-87	Ross Cook	2	0	1.000
1987-88	Wilo Colon	2	2	.500
1988-89	Mike Doucet	2	3	.400
1989-90	Mike Doucet	5	3	.625
1990-91	Dwayne Searle	3	6	.333
1991-92	Dwayne Searle	0	4	.000
1992-93	Dwayne Searle	2	7	.222
1993-94	Dwayne Searle	3	6	.333
1994-95	No Games Played			
1995-96	Dwayne Searle	0	1	.000
1996-97	Gay Nix	1	2	.333
1997-98	Gay Nix	0	2	.000
1998-99	Gay Nix	0	3	.000
1999-00	Gay Nix	2	1	.667
2000-01	Gay Nix	2	0	1.000
2001-02	No Games Played			
2002-03	J. Kelley Hall	1	0	1.000
2003-04	J. Kelley Hall	2	1	.667
2004-05	J. Kelley Hall	3	0	1.000
2005-06	No Games Played			
2006-07	J. Kelley Hall	1	0	1.000
2007-08	Errol Rogers	3	1	.750
2008-09	Errol Rogers	0	6	.000
<b>Totals</b>	<b>20 seasons</b>	<b>34</b>	<b>50</b>	<b>.405</b>



**Top Performances, Individual**

Most Points	
By UL: Kim Perrot vs. Northwestern State (1/8/90)	42
Kim Perrot vs. McNeese State (1/15/90)	42
Kim Perrot vs. New Orleans (1/18/90)	42
Opp: Sonja Tate, Arkansas State (2/13/93)	50
Most Field Goals Attempted	
By UL: Kim Perrot vs. Texas-Pan American (2/15/90)	39
Opp: April Delley, LSU (12/19/89)	25
Most Field Goals Made	
By UL: Kim Perrot vs. Northwestern State (1/8/90)	16
Opp: Travesa Gant, Lamar (2/25/93)	17
Highest Field Goal Percentage	
By UL: Mercedes Johnson vs. New Orleans (2/22/09)	.800 (8-of-10)
Opp: Uirannah Jackson, Lamar (1/19/89)	.909 (10-of-11)
Most 3-Point Field Goals Attempted	
By UL: Kim Perrot vs. Lamar (2/17/90)	17
Opp: Yolanda Brown, Northwestern State (1/8/90)	17
Most 3-Point Field Goals Made	
By UL: Kim Perrot vs. McNeese State (1/15/90)	8
Opp: Yolanda Brown, Northwestern State (1/8/90)	9
Highest 3-Point Field Goal Percentage	
By UL: Alexis Green vs. Louisiana-Monroe (12/21/08)	1.000 (6-of-6)
Onna Charles vs. Denver (1/8/05)	1.000 (5-of-5)
Opp: Sonja Tate, Arkansas State (2/13/93)	.875 (7-of-8)
Most Free Throws Attempted	
By UL: Frederica Wills vs. South Alabama (1/12/94)	14
Anna Petrakova vs. South Alabama (2/12/05)	14
Opp: Sonja Tate, Arkansas State (2/13/93)	29
Most Free Throws Made	
By UL: Kim Perrot vs. New Orleans (1/18/90)	11
Opp: Sonja Tate, Arkansas State (2/13/93)	17
Highest Free Throw Percentage	
By UL: Kim Perrot vs. New Orleans (1/18/90)	.917 (11-of-12)
Opp: Karen Hopson, La.-Monroe (12/16/92)	.917 (11-of-12)
Most Rebounds	
By UL: Aronji Johnson vs. Tulane (1/23/85)	16
Shelley Murrell vs. Texas-Pan American (1/17/91)	16
Opp: Sonja Tate, Arkansas State (2/13/93)	20
Most Assists	
By UL: Vivianne Camacho vs. Southeastern La. (12/7/85)	12
Opp: Angela Jeans, New Orleans (2/17/88)	10
Rachel Penny, Northwestern State (1/8/90)	10
Most Turnovers	
By UL: Lesley Langley vs. Texas-Pan American (1/21/93)	12
Opp: Ramona Jones, Lamar (2/25/93)	11
Most Steals	
By UL: Kim Perrot vs. New Orleans (1/18/90)	11
Opp: Brenda Hatchett, Lamar (1/19/91)	7
Most Blocks	
By UL: Shelley Murrell vs. Texas-Pan American (1/17/91)	5
Opp: Cassandra Barker, Louisiana-Monroe (12/16/92)	4
Most Minutes	
By UL: Rhonda McCullough vs. Arkansas State (2/3/90)	45
Shaunda Johnson-Bedel vs. Arkansas State (2/3/90)	45
Opp: Nicole Frey, Tulane (1/30/91)	44

**Cajundome Records**

Most Points	
By UL: vs. Savannah State (12/4/04)	95
Opp: Lamar (1/19/91)	105
Combined: UL-Northwestern State (1/8/90)	167
Fewest Points	
By UL: vs. Western Kentucky (1/16/97)	30
Opp: Texas-Pan American (1/21/89)	37
Combined: UL-Southeastern La. (12/11/02)	93
Largest Margin of Victory	
UL 95, Savannah State 47 (12/4/04)	48
Largest Margin of Defeat	
Lamar 100, UL 44 (2/17/90)	56
Most Field Goals Attempted	
By UL: vs. UCF (1/11/92)	78
Opp: Lamar (1/19/91)	77
Most Field Goals Made	
By UL: vs. Texas-Pan American (2/4/88)	36
Opp: Lamar (1/19/91)	43
Highest Field Goal Percentage	
By UL: vs. Lamar (1/19/87)	.516 (32-of-62)
Opp: Arkansas State (1/27/94)	.591 (26-of-44)
Most 3-Point Field Goals Attempted	
By UL: v s. Texas-Pan American (2/4/88)	23
Opp: by Denver (1/8/05)	31
Most 3-Point Field Goals Made	
By UL: v s. Louisiana State (12/19/89)	11
Opp: by Arkansas State (2/13/93)	14
Highest 3-Point Field Goal Percentage	
By UL: vs. Louisiana-Monroe (12/22/08)	.636 (7-of-11)
Opp: by Arkansas State (2/13/93)	.583 (14-of-24)
Most Free Throws Attempted	
By UL: vs. Louisiana Tech (2/22/97)	42
Opp: by Louisiana Tech (1/6/94)	51
Most Free Throws Made	
By UL: vs. UTPA (2/22/97); vs. Savannah State (12/4/04)	29
Opp: by Louisiana Tech (1/6/94)	37
Highest Free Throw Percentage	
By UL: vs. Savannah State (2/9/91)	.853 (29-of-34)
Opp: by Denver (1/8/05)	.833 (10-of-12)
Most Rebounds	
By Lamar (2/17/90)	62
Most Assists	
By Lamar (2/17/90)	27
Most Turnovers	
By Western Kentucky (1/16/97), Tulane (1/12/94)	34
Most Steals	
By Lamar (2/17/90)	25
Most Blocks	
By Texas-Pan American (1/17/91), Louisiana-Monroe (12/16/92), Louisiana Tech (1/6/94)	7
Most Personal Fouls	
By Louisiana Tech (1/6/94)	36
Combined: UL 36, Louisiana Tech 23 (1/6/94)	59



Earl K. Long Gymnasium, built in 1939, has served as the home of Ragin' Cajuns women's basketball since undergoing extensive renovations in 1994. In addition, a new scoreboard was installed in 2003 and a new floor was later added in 2005.

Located on the main campus, E.K. Long Gym houses all of the women's athletics offices, including basketball, volleyball, softball and soccer.

While E.K. Long was receiving a facelift in the mid-1990s, the women's hoops program played at three other sites, including the Cajundome, Bourgeois Hall and Blackham Coliseum. With a capacity of 1,121, E.K. Long Gym is equipped with its own treatment room and gives the women's basketball team a chance to practice everyday on its home court - an advantage many teams are not able to enjoy.

**Yearly E.K. Long Gym Record**

Season	Head Coach	W	L	Pct
1979-80	Mary Jo Castell	2	0	1.000
1980-81	Mary Jo Castell	1	1	.500
1981-82	Mary Jo Castell	1	7	.125
1982-83	Jim Izard	1	1	1.000
1983-84	Ross Cook	0	1	.000
1984-85	Ross Cook	0	1	.000
1985-86	Ross Cook	0	1	.000
1986-87	Ross Cook	3	1	.750
1987-88	Wilo Colon	5	0	1.000
1988-89	Mike Doucet	3	0	1.000
1989-93	No Games Played			
1993-94	No Games Played (Under Renovation)			
1994-95	Dwayne Searle	3	6	.333
1995-96	Dwayne Searle	1	10	.091
1996-97	Gay Nix	1	8	.111
1997-98	Gay Nix	5	4	.625
1998-99	Gay Nix	1	7	.125
1999-00	Gay Nix	4	5	.444
2000-01	Gay Nix	2	7	.222
2001-02	Gay Nix	4	8	.333
2002-03	J. Kelley Hall	2	7	.222
2003-04	J. Kelley Hall	5	1	.833
2004-05	J. Kelley Hall	10	0	1.000
2005-06	J. Kelley Hall	10	4	.714
2006-07	J. Kelley Hall	11	1	.917
2007-08	Errol Rogers	3	6	.333
2008-09	Errol Rogers	1	7	.125
<b>Totals</b>	<b>24 seasons</b>	<b>79</b>	<b>94</b>	<b>.457</b>

EARL K. LONG GYM RECORDS

**Top Performances, Individual**

<b>Most Points</b>		
By UL:	Lisa Merritt vs. Nicholls State (1/25/82)	33
Opp:	Deneka Knowles, Southeastern La. (1/31/96)	30
<b>Most Field Goals Attempted</b>		
By UL:	Anna Petrakova vs. North Texas (2/5/05)	27
Opp:	Sharon Berry, Southeastern La. (2/20/88)	29
<b>Most Field Goals Made</b>		
By UL:	Bernadette Griffin vs. La.-Monroe (2/2/81)	14
	Lisa Merritt vs. Nicholls State (1/25/82)	14
Opp:	Racquel Spurlock, Louisiana Tech (2/29/96)	12
<b>Highest Field Goal Percentage</b>		
By UL:	Bernadette Griffin vs. Louisiana-Monroe (2/2/81)	.875 (14-of-16)
Opp:	Racquel Spurlock, La. Tech (2/29/96)	.857(12-of-14)
<b>Most 3-Point Field Goals Attempted</b>		
By UL:	Alexis Green vs. FIU (2/4/09)	15
Opp:	Jocelyn Love, UALR (2/24/05)	13
<b>Most 3-Point Field Goals Made</b>		
By UL:	Rhonda McCullough vs. South Alabama (1/16/88)	6
	Rhonda McCullough vs. Arkansas State (2/13/88)	6
	Bernette Tolston vs. Sam Houston State (12/18/04)	6
Opp:	Monika Bosilj, FIU (2/4/09)	6
	Chris McClammy, South Alabama (2/25/95)	6
	Ali Carter, Arkansas State (2/26/05)	6
<b>Highest 3-Point Field Goal Percentage</b>		
By UL:	Helene Roux vs. Western Ky. (1/14/95)	.714 (5-of-7)
Opp:	Michelle Molligan, Nicholls St. (1/16/95)	.800 (4-of-5)
	Aleks Cleeve, Lamar (1/21/95)	.800 (4-of-5)
<b>Most Free Throws Attempted</b>		
By UL:	Alexis Green vs. Centenary (11/23/08)	14
Opp:	Darlene Hales, Texas Southern (1/19/82)	19
<b>Most Free Throws Made</b>		
By UL:	Lisa Merritt vs. Tulane (2/12/82)	10
Opp:	Darlene Hale, Texas Southern (1/19/82)	16
<b>Highest Free Throw Percentage</b>		
By UL:	Lisa Merritt vs. Tulane (2/12/82)	1.000 (10-of-10)
Opp:	Lori Lastrapes, Nicholls State (1/25/88)	1.000 (8-of-8)
	Yen Quach, Louisiana Tech (2/16/95)	1.000 (8-of-8)
<b>Most Rebounds</b>		
By UL:	Bernadette Griffin vs. Nicholls State (2/22/80)	15
Opp:	Deneka Knowles, Southeastern La. (1/31/96)	20
<b>Most Assists</b>		
By UL:	Kim Perrot vs. La.-Monroe (2/26/87)	11
Opp:	Stephanie Bourque, Nicholls State (1/25/82)	15
<b>Most Turnovers</b>		
By UL:	Teena Cooper vs. Nicholls State (1/25/82)	11
Opp:	Kristi Small, Louisiana College (1/3/96)	15
<b>Most Steals</b>		
By UL:	Mary Douglas vs. McNeese State (2/10/83)	7
	Kim Perrot vs. Southeastern La. (1/26/89)	7
Opp:	Dominique Chism, Mercer (11/21/08)	5
	Darlene Hale, Texas Southern (1/19/82)	5
	Barbara Roper, Texas Southern (11/25/85)	5
	Crystal Guillory, Nicholls State (12/14/95)	5
	Crystal Tausan, Arkansas State (2/24/96)	5
<b>Most Blocks</b>		
By UL:	Anna Petrakova vs. Prairie View A&M (12/13/04)	10
Opp:	Amanda Holley, Arkansas (1/15/82)	6
	Lori McGaha, Louisiana College (1/13/95)	6
<b>Most Minutes</b>		
By UL:	Veronica Brisco vs. Texas Southern (1/19/82)	44
Opp:	Amy Restovich, Nicholls State, 1/16/95)	43

**Earl K. Long Gym, Team Records**

<b>Most Points</b>		
By UL:	vs. New Orleans (1/27/80)	110
Opp:	Louisiana Tech (2/29/96)	111
Combined:	UL-South Alabama (1/16/88)	175
<b>Fewest Points</b>		
By UL:	vs. Western Kentucky (1/29/96)	32
Opp:	Prairie View A&M (12/13/04)	24
Combined:	Dartmouth-UL (12/17/95)	91
<b>Largest Margin of Victory</b>		
	UL 85, Prairie View A&M 24 (12/13/04)	61
<b>Largest Margin of Defeat</b>		
	Louisiana Tech 111, UL 40 (2/29/96)	71
<b>Most Field Goals Attempted</b>		
	by Southern (12/4/81)	90
<b>Most Field Goals Made</b>		
	vs. New Orleans (1/27/80)	47
<b>Highest Field Goal Percentage</b>		
By UL:	vs. Louisiana-Monroe (2/2/81)	.661 (41-of-62)
Opp:	Louisiana Tech (2/16/95)	.643 (36-of-56)
<b>Most 3-Point Field Goals Attempted</b>		
	vs. Prairie View A&M (12/13/04)	34
<b>Most 3-Point Field Goals Made</b>		
	vs. Sam Houston State (12/18/04)	14
<b>Highest 3-Point Field Goal Percentage</b>		
	vs. South Alabama (2/22/00)	.625 (5-of-8)
<b>Most Free Throws Attempted</b>		
	vs. South Alabama (2/25/95)	41
<b>Most Free Throws Made</b>		
	vs. South Alabama (2/25/95)	29
<b>Highest Free Throw Percentage</b>		
	vs. Southeastern Louisiana (1/31/96)	.826 (19-of-23)
<b>Most Rebounds</b>		
	vs. Prairie View A&M (12/13/04)	74
<b>Most Assists</b>		
	vs. New Orleans (1/27/80)	30
<b>Most Turnovers</b>		
	by Louisiana College (1/3/96)	42
<b>Most Steals</b>		
	vs. McNeese State (2/10/83)	23
<b>Most Blocks</b>		
	vs. Prairie View A&M (12/13/04)	17
<b>Most Personal Fouls</b>		
By UL:	vs. Northwestern State (1/31/81)	29
Opp:	South Alabama (2/25/95)	29
Combined:	UL-Northwestern State (1/31/81)	54
	South Alabama-UL (2/25/95)	54



**NOTE:** The following is a compilation of **LETTERWINNERS**, including the year in which they lettered. However, it is NOT a list of squad members for the UL women's basketball program dating back as far as records exist. To make corrections or provide information that will aid in its accuracy, please contact the UL Sports Information Office at (337) 851-2255 or write to us at Cox Communications Athletic Center, 201 Reinhardt Dr., Lafayette, LA 70506. Please also visit the Athletic Network at [www.athleticnetwork.net](http://www.athleticnetwork.net) for the names and contact information of former athletes and support group members.

**A**

ACKER, Rhonda (f)	1985-86 (Sugarland, Texas)
ACKER, Susan (f)	1985 (Sugarland, Texas)
ALLEN, Brandy (g)	1995-97 (Baton Rouge)
ANDERSON, Sherita (c)	2005-06 (Houston, Texas)
ARMSTRONG, Ketra (g)	1985-86 (Tupelo, Miss.)
AUTRY, Jennifer (g)	1992 (Mobile, Ala.)

**B**

<b>BARNES, Jasmine (g)</b>	<b>2008 (Baton Rouge)</b>
BARTLESON, Kathy (c)	1992-94 (Delano Calif.)
BAYARD, Margy (f)	1978-80 (Metairie)
BEHM, Lynne (c)	1990 (Kodiak, Alaska)
<b>BELL, Lyndra (f)</b>	<b>2008 (Lafayette)</b>
BELL, Katherine (c)	1981 (Hammond)
BELSON, Vanessa (g)	1981 (Sunset)
BENITEZ, Ivette (c)	1986-89 (San Juan, Puerto Rico)
BIENVENU, Ansley (g)	2004 (Raleigh, N.C.)
BIRD, Beth (g)	1978 (Plaquemine)
BLANCHE, Ashley (g)	2003-06 (New Orleans)
BONIN, Julie (f)	1978-79 (St. Martinville)
BOUDREAU, Katie (f)	2006-07 (Mandeville)
BOURGEOIS, Michele (g)	1979-81 (Opelousas)
BRATTON, Melissa (f)	2005 (Mt. Pleasant, Texas)
BRISCO, Veronica (c)	1980-81 (Morganza)
BROUSSARD, Phillis (g)	1982-83 (Grand Coteau)
BROWN, Jackie (c)	1981 (Denham Springs)
<b>BRUNKER, Michelle (g)</b>	<b>2008 (San Diego, Calif.)</b>
BUFORD, Tobie (g)	2005 (Hackberry)
BULLER, Karen (g/f)	1991-94 (Bunkie)
BURKENSTOCK, Connie (f)	1978
BURRAGE, Deborah (g)	1983 (Meridian, Miss.)
BUSSIE, Denise (f)	1987 (Belle Glade, Fla.)

**C**

CAFFEY, Amanda (g)	2001-03 (Church Point)
CAMACHO, Vivianne (g)	1986 (Rio Pedra, Puerto Rico)
CASSIDY, Catherine (f)	1994 (Jennings)
CATALON, Phyllis (f)	1989-90 (Maurice)
CEFALU, JoLynn (g)	1990 (Baton Rouge)
CHANCE, Kim (f/c)	1999-01 (Farmers Branch, Texas)
CHARLES, Onna (g)	2005-08 (New Iberia)
CHILDS, Kim (g)	1996-97 (Merryville)
<b>CLAY, D'Mya</b>	<b>2008 (Columbus, Ohio)</b>
CLICK, Jenny (c)	1996-97 (The Colony, Texas)
COCHRAN, Debbie (f)	1979-80 (Slidell)
COLBERT, Jeanenne (g)	2006-07 (Baltimore, Md.)
CONDER, Donna (c)	1986-87 (Salado)
COOPER, Teena (c)	1985-88 (Slidell)

**D**

DANGERFIELD, De'Edra (g)	1980-83 (Baton Rouge)
DANGERFIELD, De'Niecea (g)	1980-83 (Baton Rouge)
DAVIS, Geraldine (f)	1980-81 (Cecilia)
DEASE, Erin (f/c)	1998-01 (Picayune, Miss.)
DeMAHY, Anne (c)	1978-80 (St. Martinville)
DENAI, Denise (g)	1978
DEVILLE, Lori (c)	1994-95 (Sulphur)
DIDIER, Dawn (f)	1995-96 (Baton Rouge)
DIXON, Emma (g)	1985 (Brookhaven, Miss.)
DOUGLAS, Mary (g/f)	1981-84 (Vardaman, Miss.)
DUNLAP, Whitney (g)	2006-09 (Baton Rouge)

**E**

EARLY, Molly (g)	1986 (Houston, Texas)
EDWARDS, Kayla (g)	2004 (Carencro)
EDWARDS, Sonora (f)	2005-08 (Snook, Texas)
EDWARDS, Tami (f)	1993 (Kaplan)
ELLIOTT, Sonia (f)	1989-90 (St. Thomas, Virgin Islands)
EVANS, Breanna (f)	2001-02 (Amarillo, Texas)

**F**

FALGOUST, Brandy (c)	1995-98 (Opelousas)
FENNIDY, Robin (c)	1980 (Marrero)
FERGUSON, Natisha (c)	1998-99 (Baltimore, Md.)
FINCHER, Carrie (g)	2001-02 (Spur, Texas)
FISHER, Monica (f)	1993-96 (Hammond)
FLESCH, Ashley (g)	1996-97 (Kenner)
FORD, Camie (f)	2002 (Mansfield, Texas)
FRANCIS, Connie (f)	1990-91 (Port Barre)
FRAZER, Mandy (g)	1998 (Coppell, Texas)
FRUGE, Vivian (g)	1978-79 (Ville Platte)

**G**

GARCIA, Ruth (g)	1990-92 (McAllen, Texas)
GARDNER, Ursula (g)	1984 (New Iberia)
GILBEAUX, Erika (f)	1998-00 (Jennings)
GLENN, Sharee (g)	2002-04 (Dallas, Texas)
<b>GREEN, Alexis (g)</b>	<b>2008 (Dallas, Texas)</b>
GREEN, Charlotte (g)	2000-03 (Lafayette)
GREEN, Tiffany (f)	1998-99 (Cleveland, Ohio)
GRIFFIN, Bernadette (c)	1980-83 (Lake Wales, Fla.)
GUIDRY, Sandy (g)	2000-01 (Cut Off)
GUILBEAU, Linda (g/f)	1979-81 (Grand Coteau)
GUILBEAU, Stephanie (g)	1981 (Grand Coteau)
GUILLORY, Tammy (g)	1981-82 (Lake Charles)

**H**

HABETZ, Alyson (g)	1991-93, 1995 (Crowley)
<b>HALL, Becky (g)</b>	<b>2008 (Iowa, La.)</b>
HARMON, Yolanda (f)	1986 (Crowley)
HARPER, Ann (f)	1984-85, 1987-88 (Riviera Beach, Fla.)
HARRISON, Jenny (f)	1982
HASKINS, Deedra (c)	1993 (Liberty, Texas)
HAWKINS, Dee Dee (f)	1987 (Baton Rouge)
HILL, Tangie (c)	1980 (Crowley)
HOOPER, Carolyn (f)	1987-90 (Corpus Christi, Texas)

**J**

JOHNSON, Aronji (f)	1985-86 (Baton Rouge)
JOHNSON, Janice (c)	1992 (Beaumont, Texas)
JOHNSON, Keisha (g)	1992 (Beaumont, Texas)
JOHNSON, Lawana (f)	1982
JOHNSON, Lynn (f)	1979 (Angie)
<b>JOHNSON, Mercedes (f)</b>	<b>2008 (Houston, Texas)</b>
JOHNSON, Stephanie (g)	1988-89 (Pitkin)
JOHNSON-BEDEL, Shaunda (g)	1987-90 (Pitkin)
JOHNSON, Trina (c)	2002-03 (New Orleans)
JONES, Bridgette (c)	1984 (Dundee, Miss.)
JONES, Miranda (g)	1993-94 (Pelican)
JONES, Yolanda (f)	2006-07 (Lumberton, N.C.)

**K**

KANONU, Tarunye (f/c)	2000-01 (Rayne)
KELLER, Mary (c)	1993 (Centerville)
KILLEN, Donna (c)	1990-91 (Union, Miss.)
KING, Kristy (g)	1998-2000 (Boyce)
KOLICH, Charissa (f)	1996-98 (Overland Park, Kan.)
KOTTA, Alexandra (g)	2004-05 (Bangui, Central Africa)

**L**

LANDRY, Jade (g/f)	1995-97 (Lafayette)
LANDRY, Lori (c)	1984 (New Iberia)
LANGLEY, Lesley (g)	1993-94 (Plano, Texas)
LEE, Virginia (g/f)	1981-82 (Jennings)
LETLow, Valiree (g)	1980 (Welsh)
LICCIARDI, Denise (g)	1993 (New Orleans)
LOFTON, Christie (c)	1992-95 (Utica, Miss.)
LOPINTO, Suzanne (g)	1996-97 (Harahan)

**M**

MAGOS, Melissa (c)	1985 (Lafayette)
MANTZ, Melissa (c)	1978
MAYON, Morgan (g)	2004 (Houston, Texas)
McCULLOUGH, Rhonda (g/f)	1988-90 (Pitkin)
McDANIEL, Alicia (g)	2005-08 (Houston, Texas)
McDONNOLD, Jaime (f)	1996 (Lafayette)
McKEITH, Nyoki (g)	1999-00 (West Hills, Calif.)
McKEITHEN, Becca (f)	1998-01 (Baton Rouge)
MELANCON, Monique (g)	1993-95 (Lafayette)
MENTER, Vangela (g)	2003 (Jacksonville, Fla.)
MERRITT, Lisa (f)	1981-84 (Lakeland, Fla.)
MILLER, Kina (c)	2007-08 (Aurora, Ill.)
MITCHELL, Latasha (g)	1994-95 (Abbeville)
MOORE, Heather (f)	1996 (Lafayette)
MOORE, Lisa (f)	1998-01 (Charleston, S.C.)
<b>MORRIS, Nicole (g)</b>	<b>2008 (Cypress, Texas)</b>
MOSBY, Elizabeth (f)	1998-99 (Canton, Miss.)
<b>MOTLEY, Krystal (g)</b>	<b>2008 (Houston, Texas)</b>
MURRELL, Shelley (c)	1991 (Vicksburg, Miss.)
MURRELL, Sherri (g)	1986-87 (Tigard, Ore.)
MURPHY, Melinda (g)	1982-83 (Dodson)

**N**

NOEL, Natalie (g/f)	2002-03 (Donaldsonville)
NORBURY, Toni (g)	1999 (Shreveport)
NUGENT, Kristi (g)	1998 (Abbayson)
NYGREN, Kristen (f)	1990-91 (Houston, Texas)

**O**

ORTIZ, Norma (g)	1991 (Rio Piedras, Puerto Rico)
------------------	---------------------------------

**P**

PERROT, Kim (g)	1987-90 (Lafayette)
PETRAKOVA, Anna (c)	2003-05 (Moscow, Russia)
PONTIFF, Jody (f)	1978-79 (Jeanerette)
POPOVSKA, Billie (f)	1998-2001 (Melbourne, Australia)
PRINCE, Raissa (g)	1982-83 (Sulphur)

**Q**

QUALLS, DeLeshia (f)	1999-2002 (Shreveport)
----------------------	------------------------

**R**

RASBERRY, Michelle (f)	1988-89 (Grant)
RATLIFF, Courtney (f)	2007-08 (Canton, Miss.)
REED-CAMERON, Beverly (f/c)	1981-84 (Toomsaba, Miss.)
<b>RICHARD, Amy (f)</b>	<b>2008 (Opelousas, La.)</b>
RICHEY, Sarah (f)	2001-03 (Carencro)
ROBINSON, Keeyada (f)	1994-95 (Abbeville)
RODGERS, Bronson (g)	2008 (Itawamba, Miss.)
ROON, Ronda (c)	1991-92 (West Olive, Miss.)
ROUX, Helene (g/f)	1995-98 (Chateau D'Olonne, France)

**S**

SANCHEZ, Melanie (f)	1979 (Baton Rouge)
SANTRY, Lori (f)	1989 (Alpine, Texas)
SCARSONE, Phyllis (f)	1979 (Plaquemine)
SCOTT, Carmen (c)	1987-89 (Jackson, Miss.)
SCOTT, Nakita (c)	2002-04 (Killen, Texas)
SHAMISIE, Tara (g)	1994-96 (Midland)
<b>SIGUE, Jessica (f)</b>	<b>2008 (New Iberia, La.)</b>
SIMMONS, Sabrena (f)	1981-84 (Lakeland, Fla.)
SIMON, Alanna (g)	2002 (New Iberia)
SIMMONS, Sheritha (f)	2002 (Lacompte)
SMOLAREK, Beata (g)	1999-00 (Gorxow, Poland)
SONNIER, Treenella (g/f)	1991-92 (Port Barre)
STATEN, Arnetta (g)	1978-80 (DeRidder)
STEWART, Cara (f)	2002 (Dallas, Texas)

**T**

TAYLOR, Vanessa (g)	1982
THIBODEAUX, Vicki (c)	1979-80 (Iowa)
THOMAS, Chris (f)	1982
THOMAS, Domonique (g)	2005 (Hollwood, Fla.)
TOLSTON, Bernette (g)	2002-05 (Lake Charles)

**V**

VINCENT, Cindy (g)	1979-81 (Dallas, Texas)
--------------------	-------------------------

**W**

WALKER, Nikki (g)	1994 (Baton Rouge)
WASHINGTON, Tiffany (f)	2004-05 (Franklin)
WEST, Carla (g/f)	1983 (Hammond)
WILLIAMS, Amber (g/f)	2006-07 (Pflugerville, Texas)
WILLIAMS, Brooke (f)	2000-03 (Gueydan)
WILLIAMS, Dekita (g)	2000-01 (Fontana, Calif.)
WILLIAMS, Dominique (g)	2004 (Baton Rouge)
WILLIS, Frederica (f)	1994 (Ferriday)
WILSON, Ann (g)	1985 (Brookhaven, Miss.)

Current Players listed in **Bold**



Head Coaching Ledger

Table with columns: Year, Overall, Conference, Head Coach. Lists coaching records from 1971-72 to 2008-09, including totals for 38 seasons.

All-Time Coaching Records (By Wins)

Table with columns: Head Coach, Seasons (Tenure), W, L, PCT. Lists coaching records by wins for coaches like J. Kelley Hall, Ross Cook, etc.

All-Time Conference Records (By Wins)

Table with columns: Conference, Seasons (Tenure), W, L, PCT. Lists conference records for Southland, American South, and Sun Belt.

Earl K. Long Gym: Home of UL Women's Basketball

Since the 1994-95 season, Earl K. Long Gym has been the full-time home of the Louisiana's Ragin' Cajuns Women's Basketball team.

BH - Bourgeois Hall | LH - Lafayette High | BC - Blackham Coliseum | U - Unknown Site CD - Cajundome | UG - USL Gym | EKL - Earl K. Long Gym

Since UL's first season of NCAA competition in 1982-83, NCAA Division II (!), NAIA Division I (#1) and NAIA Division II (#2) opponents are denoted for each game played.

NOTE: The following is a compilation of ALL-TIME RESULTS for the UL women's basketball program. To make corrections or provide information that will aid in its accuracy, please contact the UL Sports Information Office at (337) 851-2255 or write to us at Cox Communications Athletic Center, 201 Reinhardt Dr., Lafayette, LA 70506.

1971-72 Coach: Linda Nance. 12-6 record. Games: Dec. 4 at Northwestern State (L, 39-41), Jan. 22 Abbeville HS (UG) (W, 52-32), etc.

1972-73 Coach: Linda Nance. 8-10 record. Games: Jan. 20 New Orleans (LH) (W, 60-44), Jan. 27 Northwestern State (BC) (L, 46-53), etc.

1973-74 Coach: Linda Nance. 5-13 record. Games: Jan. 19 Lamar (UG) (L, 39-44), Jan. 25 at Stephen F. Austin (L, 42-88), etc.

1974-75 Coach: Linda Nance. 3-14 record. Games: Jan. 11 at Lamar (L, 26-52), Jan. 14 at Southeastern La. (L, 41-93), etc.

1975-76 Coach: Linda Nance. 4-18 record. Games: Jan. 10 LSU (BC) (L, 52-75), Jan. 12 Lamar (BC) (L, 50-68), etc.

1976-77 Coach: Jill Kelly. 7-14 record. Games: Dec. 7 Dillard (U) (W, 68-57), Dec. 16 Southern Miss (U) (L, 74-78), etc.

1977-78 Coach: Jill Kelly. 6-17 record. Games: Jan. 7 at Northwestern State (L, 58-80), Jan. 17 at Nicholls State (W, 78-62), etc.

1978-79 Coach: Mary Jo Castell. 11-15 record. Games: Jan. 29 vs. Stephen F. Austin (L, 29-46), Jan. 29 vs. Texas A&M-Kingsville (L, 31-55), etc.

1979-80 Coach: Mary Jo Castell. 11-14 record. Games: Feb. 4 at Louisiana-Monroe (W, 43-32), Feb. 10 McNeese State (BC) (W, 53-44), etc.

1980-81 Coach: Mary Jo Castell. 10-14 record. Games: Feb. 18 vs. Lamar (W, 45-26), Feb. 18 vs. Mississippi College (L, 47-55), etc.

1981-82 Coach: Mary Jo Castell. 5-23 record. Games: Feb. 19 vs. LSU (W, 42-38), Feb. 25 vs. Weatherford JC (W, 36-30), etc.

1982-83 Coach: Jim Izard. 18-10 record. Games: Feb. 25 vs. Stephen F. Austin (L, 37-44), Feb. 26 vs. Baylor (W, 40-31), etc.

1983-84 Coach: Ross Cook. 22-6 record. Games: Feb. 26 vs. Texas Woman's (W, 50-47), Feb. 28 Lamar (BC) (W, 52-44), etc.

1984-85 Coach: Ross Cook. 8-18 record. Games: Mar. 10 at Texas Woman's (L, 35-41), Mar. 11 vs. Texas A&M-Kingsville (W, 50-43), etc.

1985-86 Coach: Ross Cook. 13-14 record. Games: Mar. 14 vs. Northwestern State (W, 60-45), Mar. 14 - Northwestern State Tournament (Natchitoches, La.), etc.

1986-87 Coach: Ross Cook. 14-13 record. Games: Mar. 20 at Northwestern State (L, 46-52), Mar. 23 vs. New Orleans (W, 62-49), etc.

1987-88 Coach: Wilo Colon. 18-11 record. Games: Mar. 23 at LSU (W, 65-55), Mar. 24 Lamar (U) (L, 42-52), etc.

1988-89 Coach: Mike Doucet. 10-17 record. Games: Mar. 24 Lamar (U) (L, 42-52), Mar. 24 Lamar (U) (L, 42-52), etc.

1989-90 Coach: Mike Doucet. 11-17 record. Games: Mar. 24 Lamar (U) (L, 42-52), Mar. 24 Lamar (U) (L, 42-52), etc.

1990-91 Coach: Dwayne Searle. 3-24 record. Games: Mar. 24 Lamar (U) (L, 42-52), Mar. 24 Lamar (U) (L, 42-52), etc.

1991-92 Coach: Dwayne Searle. 0-27 record. Games: Mar. 24 Lamar (U) (L, 42-52), Mar. 24 Lamar (U) (L, 42-52), etc.

1992-93 Coach: Dwayne Searle. 4-22 record. Games: Mar. 24 Lamar (U) (L, 42-52), Mar. 24 Lamar (U) (L, 42-52), etc.

1993-94 Coach: Dwayne Searle. 6-21 record. Games: Mar. 24 Lamar (U) (L, 42-52), Mar. 24 Lamar (U) (L, 42-52), etc.

1994-95 Coach: Dwayne Searle. 4-23 record. Games: Mar. 24 Lamar (U) (L, 42-52), Mar. 24 Lamar (U) (L, 42-52), etc.

1995-96 Coach: Dwayne Searle. 2-25 record. Games: Mar. 24 Lamar (U) (L, 42-52), Mar. 24 Lamar (U) (L, 42-52), etc.

1996-97 Coach: Gay Nix. 3-24 record. Games: Mar. 24 Lamar (U) (L, 42-52), Mar. 24 Lamar (U) (L, 42-52), etc.

1997-98 Coach: Gay Nix. 9-18 record. Games: Mar. 24 Lamar (U) (L, 42-52), Mar. 24 Lamar (U) (L, 42-52), etc.

1998-99 Coach: Gay Nix. 1-26 record. Games: Mar. 24 Lamar (U) (L, 42-52), Mar. 24 Lamar (U) (L, 42-52), etc.

1999-00 Coach: Gay Nix. 12-16 record. Games: Mar. 24 Lamar (U) (L, 42-52), Mar. 24 Lamar (U) (L, 42-52), etc.

2000-01 Coach: Gay Nix. 8-20 record. Games: Mar. 24 Lamar (U) (L, 42-52), Mar. 24 Lamar (U) (L, 42-52), etc.

2001-02 Coach: Gay Nix. 7-21 record. Games: Mar. 24 Lamar (U) (L, 42-52), Mar. 24 Lamar (U) (L, 42-52), etc.

2002-03 Coach: J. Kelley Hall. 8-19 record. Games: Mar. 24 Lamar (U) (L, 42-52), Mar. 24 Lamar (U) (L, 42-52), etc.

2003-04 Coach: J. Kelley Hall. 13-15 record. Games: Mar. 24 Lamar (U) (L, 42-52), Mar. 24 Lamar (U) (L, 42-52), etc.

2004-05 Coach: J. Kelley Hall. 22-9 record. Games: Mar. 24 Lamar (U) (L, 42-52), Mar. 24 Lamar (U) (L, 42-52), etc.

2005-06 Coach: J. Kelley Hall. 18-10 record. Games: Mar. 24 Lamar (U) (L, 42-52), Mar. 24 Lamar (U) (L, 42-52), etc.


2006-07 Coach: J. Kelley Hall and Meredith Hall. 25-9 record. Games: Mar. 24 Lamar (U) (L, 42-52), Mar. 24 Lamar (U) (L, 42-52), etc.

2007-08 Coach: Errol Rogers. 8-22 record. Games: Mar. 24 Lamar (U) (L, 42-52), Mar. 24 Lamar (U) (L, 42-52), etc.

2008-09 Coach: Errol Rogers. 3-27 record. Games: Mar. 24 Lamar (U) (L, 42-52), Mar. 24 Lamar (U) (L, 42-52), etc.

TOTALS 38 seasons 349-633 .355

ALL-TIME RESULTS



**1977-78 6-17      1979-80 11-14      1981-82 5-23      1983-84 22-6**

**H: 1-7 | A: 3-6 | N: 2-4**  
**AIAW**

**Coach: Jim Kelly**

<b>Nov. 21 Southeastern La. (U)</b>	<b>L, 81-125</b>
Nov. 30 at Northwestern State	L, 56-103
<b>Dec. 3 LSU (BC)</b>	<b>L, 50-82</b>
<b>Dec. 9 William Carey (U)</b>	<b>L, 58-92</b>
<b>Dec. 15 New Orleans (U)</b>	<b>L, 58-64</b>
Jan. 12 at Louisiana Tech	L, 45-102
Jan. 13 at Louisiana-Monroe	L, 65-89
Jan. 20 at Nicholls State	W, 66-61
<b>Jan. 21 Tulane (U)</b>	<b>L, 44-59</b>
<b>Jan. 24 Northwestern State (U)</b>	<b>L, 62-99</b>
Jan. 27 at Dillard	L, 61-67
Jan. 28 at William Carey	W, 64-62
<b>Jan. 30 McNeese State (U)</b>	<b>W, 73-71</b>
<b>Feb. 2 Lamar (U)</b>	<b>L, 60-66</b>
Feb. 9 vs. Miss. Univ. for Women <sup>1</sup>	L, 51-74
Feb. 10 vs. Prairie View A&M <sup>1</sup>	W, 69-67
Feb. 10 vs. Lamar <sup>1</sup>	L, 61-70
Feb. 13 at Lamar	L, 38-61
Feb. 17 at Tulane	L, 52-74
Feb. 18 at New Orleans	W, 80-76
Feb. 23 vs. Louisiana Tech <sup>2</sup>	L, 52-84
Feb. 24 vs. Tulane <sup>2</sup>	W, 65-41
Feb. 24 vs. Louisiana-Monroe <sup>2</sup>	L, 74-80

1 - Houston City Tournament (Houston, Texas)  
2 - LAIAW State Tournament

**1978-79 11-15**

**H: 4-6 | A: 5-6 | N: 2-3**  
**AIAW**

**Coach: Mary Jo Castell**

Nov. 13 at Fort Polk	W, 89-22
<b>Nov. 20 Louisiana Tech (U)</b>	<b>L, 44-88</b>
<b>Dec. 1 Nicholls State (U)</b>	<b>W, 73-66</b>
Dec. 2 at Southeastern La.	L, 56-109
Dec. 16 at Nicholls State <sup>1</sup>	L, 67-72
Dec. 17 vs. Dillard <sup>1</sup>	L, 78-90
Dec. 17 vs. LSU-Alexandria <sup>1</sup>	W, 80-59
Jan. 8 at McNeese State	L, 56-96
Jan. 9 at Lamar	L, 81-86
<b>Jan. 13 Tulane (U)</b>	<b>W, 77-62</b>
<b>Jan. 15 Southeastern La. (U)</b>	<b>L, 57-102</b>
<b>Jan. 20 Northwestern State (U)</b>	<b>L, 63-74</b>
Jan. 22 at Northwestern State	L, 59-69
Jan. 27 at William Carey	W, 68-63
Jan. 30 at Nicholls State	L, 66-78
<b>Feb. 2 Tulane (U)</b>	<b>L, 33-52</b>
Feb. 3 at New Orleans	W, 82-72
<b>Feb. 5 Fort Polk (U)</b>	<b>W, 94-46</b>
Feb. 9 vs. Texas <sup>2</sup>	L, 40-82
Feb. 10 at Rice <sup>2</sup> (OT)	W, 70-68
Feb. 11 at Arkansas	W, 63-52
<b>Feb. 12 Louisiana-Monroe (U)</b>	<b>L, 54-71</b>
<b>Feb. 17 William Carey (U)</b>	<b>W, 72-59</b>
<b>Feb. 19 Lamar (U)</b>	<b>L, 67-95</b>
Feb. 22 vs. New Orleans <sup>3</sup>	W, 66-65
Feb. 23 vs. Louisiana Tech <sup>3</sup>	L, 41-74

1 - Nicholls State Tournament (Thibodaux, La.)  
2 - Played in Houston, Texas  
3 - LAIAW State Tournament

**H: 5-4 | A: 6-6 | N: 0-4**  
**AIAW**

**Coach: Mary Jo Castell**

<b>Nov. 14 Dillard (BC)</b>	<b>W, 70-59</b>
Nov. 17 at Nicholls State <sup>1</sup>	L, 71-78
Nov. 18 vs. Louisiana-Monroe <sup>1</sup>	L, 67-83
<b>Nov. 20 Louisiana College (U)</b>	<b>L, 62-76</b>
Nov. 27 vs. Lamar <sup>2</sup>	L, 73-77
Nov. 28 vs. Texas-Arlington <sup>2</sup>	L, 65-74
<b>Dec. 3 Northwestern State (U)</b>	<b>W, 67-59</b>
<b>Dec. 6 Louisiana-Monroe (U)</b>	<b>W, 66-64</b>
<b>Jan. 2 Southern Miss (U)</b>	<b>L, 66-82</b>
Jan. 5 at Northwestern State	W, 66-56
Jan. 8 at Louisiana College	L, 52-63
Jan. 11 at William Carey	L, 68-85
Jan. 12 at Southern Miss	L, 66-99
Jan. 15 at Lamar	W, 61-54
Jan. 18 at New Orleans	W, 71-60
Jan. 19 at Dillard	W, 78-53
<b>Jan. 22 Nicholls State</b>	<b>W, 53-51</b>
Jan. 26 at McNeese State	L, 51-84
<b>Jan. 29 New Orleans</b>	<b>W, 110-62</b>
Feb. 1 at Rice	W, 73-60
<b>Feb. 4 Lamar (U)</b>	<b>L, 70-87</b>
<b>Feb. 11 McNeese State (BC)</b>	<b>L, 53-77</b>
Feb. 14 at Louisiana-Monroe	L, 59-87
Feb. 16 at Nicholls State	W, 86-68
Feb. 20 vs. Louisiana-Monroe <sup>3</sup>	L, 71-90

1 - Nicholls State Tournament (Thibodaux, La.)  
2 - NSU Lady Demon Classic (Natchitoches, La.)  
3 - LAIAW State Tournament (Ruston, La.)

**1980-81 10-14**

**H: 7-5 | A: 3-9**  
**AIAW**

**Coach: Mary Jo Castell**

Nov. 17 at Dillard	W, 67-47
<b>Nov. 19 Nicholls State (U)</b>	<b>W, 70-66</b>
<b>Nov. 21 Xavier-New Orleans (U)</b>	<b>L, 76-79</b>
Nov. 25 at Northwestern State	L, 57-65
<b>Nov. 29 Tulane (U)</b>	<b>W, 91-74</b>
Dec. 2 at Southeastern La.	L, 69-76
<b>Jan. 3 New Orleans (U)</b>	<b>L, 84-97</b>
Jan. 6 at Nicholls State	W, 54-50
<b>Jan. 10 Rice (U)</b>	<b>W, 65-64</b>
<b>Jan. 12 Lamar (U)</b>	<b>W, 86-47</b>
Jan. 14 at Louisiana-Monroe	L, 65-66
<b>Jan. 17 McNeese State+ (U)</b>	<b>W, 62-92</b>
<b>Jan. 20 Louisiana College (U)</b>	<b>L, 72-81</b>
Jan. 23 at Tulane	L, 53-82
Jan. 24 at Xavier-New Orleans	L, 63-72
Jan. 28 at New Orleans	L, 77-88
<b>Jan. 31 Northwestern State</b>	<b>L, 70-82</b>
<b>Feb. 2 Louisiana-Monroe</b>	<b>W, 92-72</b>
Feb. 7 at Lamar	W, 59-56
<b>Feb. 10 Dillard (U)</b>	<b>W, 61-50</b>
Feb. 13 at Louisiana College (OT)	L, 73-78
Feb. 16 at McNeese State	L, 66-67
<b>Feb. 21 Southeastern La. (U)</b>	<b>L, 74-83</b>
Feb. 25 at Southeastern La. <sup>1</sup>	L, 55-94

+ - Forfeit win  
1 - LAIAW State Tournament (Hammond, La.)

**H: 2-10 | A: 1-11 | N: 2-2**  
**Coach: Mary Jo Castell**

<b>Nov. 17 William Carey</b>	<b>L, 74-78</b>
Nov. 20 at Tulane	L, 83-84
<b>Nov. 23 Northwestern State</b>	<b>L, 75-86</b>
Nov. 27 vs. Texas Woman's <sup>1</sup>	W, 80-72
Nov. 28 at Oklahoma City <sup>1</sup>	L, 60-69
Dec. 1 at Mississippi State	L, 51-71
<b>Dec. 4 Southern</b>	<b>L, 74-86</b>
Dec. 7 at Rice	L, 64-69
<b>Dec. 14 New Orleans (BC)</b>	<b>L, 82-108</b>
<b>Jan. 2 Southeastern La. (BC)</b>	<b>L, 56-62</b>
<b>Jan. 4 Louisiana-Monroe</b>	<b>L, 70-86</b>
Jan. 7 at Nicholls State	W, 82-61
Jan. 11 at Northwestern State	L, 70-87
<b>Jan. 15 Arkansas (EKL)</b>	<b>L, 59-90</b>
Jan. 16 at New Orleans	L, 61-92
<b>Jan. 19 Texas Southern (OT)</b>	<b>L, 69-77</b>
Jan. 23 at Louisiana-Monroe	L, 65-87
<b>Jan. 25 Nicholls State</b>	<b>W, 85-82</b>
Jan. 29 at Southern	L, 59-77
Feb. 1 at Lamar	L, 67-77
<b>Feb. 6 McNeese State (BC)</b>	<b>L, 52-78</b>
<b>Feb. 12 Tulane</b>	<b>L, 67-75</b>
Feb. 15 at Southeastern La.	L, 75-85
<b>Feb. 17 Lamar (BC)</b>	<b>W, 68-65</b>
Feb. 22 at McNeese State	L, 51-81
Feb. 25 vs. Nicholls State <sup>2</sup>	W, 85-67
Feb. 26 vs. New Orleans <sup>2</sup>	L, 55-88
Feb. 27 vs. Louisiana-Monroe <sup>2</sup>	L, 54-97

1 - Oklahoma City (Okla.) Gobbler Classic  
2 - LAIAW State Tournament (Natchitoches, La.)

**1982-83 18-10**

**H: 9-2 | A: 7-7 | N: 2-1**  
**Southland: 4-1 (2nd)**

**Coach: Jim Izzard**

<b>Nov. 29 #2Judson College (BC)</b>	<b>W, 110-45</b>
Nov. 30 #1at Louisiana College	W, 78-75
<b>Dec. 2 New Orleans (U)</b>	<b>L, 75-79</b>
<b>Dec. 6 #1Dillard (BC)</b>	<b>W, 92-69</b>
<b>Dec. 7 #1Southern-N.O. (BC)</b>	<b>W, 127-33</b>
Dec. 17 at Mississippi State <sup>1</sup>	L, 62-63
Dec. 18 #2vs. Tuskegee <sup>1</sup>	W, 95-79
<b>Jan. 7 Louisiana College (BC)</b>	<b>W, 81-53</b>
<b>Jan. 8 #1West Florida (BC)</b>	<b>W, 92-62</b>
<b>Jan. 11 Southern Miss (BC)</b>	<b>W, 91-81</b>
Jan. 15 at New Orleans	L, 68-76
<b>Jan. 18 Texas-Arlington- (BC)</b>	<b>W, 94-47</b>
<b>Jan. 20 Southeastern La. (BC)</b>	<b>W, 61-59</b>
Jan. 24 at Arkansas State+	W, 85-66
Jan. 27 at Louisiana-Monroe	L, 69-91
<b>Jan. 29 Nicholls State (U)</b>	<b>W, 103-58</b>
Feb. 3 #1at West Florida	W, 100-55
Feb. 5 at Southern Miss	L, 81-86
Feb. 7 at Southeastern La.	W, 81-71
<b>Feb. 10 McNeese State+</b>	<b>W, 67-61</b>
Feb. 12 at Miss. Univ. for Women	L, 67-73
Feb. 18 at Nicholls State	W, 87-72
Feb. 21 at McNeese State+	L, 71-84
Feb. 24 #1at Dillard	L, 74-82
Feb. 26 #1at Southern-N.O.	W, 99-41
Mar. 1 at Lamar+	W, 80-74
<b>Mar. 3 Louisiana-Monroe (U)</b>	<b>L, 71-82</b>
Mar. 8 vs. McNeese State <sup>2</sup>	L, 71-79

1 - MSU Lady Bulldog Classic (Starkville, Miss.)  
2 - Southland Conference Tournament (Monroe, La.)

**H: 9-2 | A: 8-3 | N: 5-1**  
**Southland: 9-3 (2nd)**

**Coach: Ross Cook**

Nov. 25 #1at West Florida <sup>1</sup>	W, 104-73
Nov. 26 #1vs. Belhaven <sup>1</sup>	W, 80-45
Dec. 1 #1vs. Oklahoma City <sup>2</sup>	W, 82-73
Dec. 2 vs. Texas A&M-Kingsville <sup>2</sup>	W, 101-46
Dec. 3 vs. Texas-Arlington <sup>2</sup>	W, 63-52
<b>Dec. 10 Nicholls State (BC)</b>	<b>W, 88-60</b>
Dec. 15 at Southern Miss	L, 86-90
Jan. 6 vs. Miami (Fla.) <sup>2</sup>	L, 78-84
Jan. 7 vs. Tampa <sup>3</sup>	W, 113-58
Jan. 10 at Texas-Arlington+	W, 75-58
Jan. 14 at Southeastern La.	W, 67-58
<b>Jan. 17 Southern Miss (BC)</b>	<b>W, 89-68</b>
<b>Jan. 21 Texas-Pan American (BC)</b>	<b>W, 91-53</b>
Jan. 23 at Arkansas State+	W, 68-66
Jan. 26 at Nicholls State	W, 100-76
<b>Jan. 28 McNeese State- (BC)</b>	<b>L, 65-72</b>
<b>Jan. 30 Lamar- (BC)</b>	<b>W, 107-55</b>
<b>Feb. 2 New Orleans (BC)</b>	<b>W, 67-66</b>
<b>Feb. 4 North Texas- (BC)</b>	<b>W, 94-39</b>
<b>Feb. 6 Texas-Arlington- (BC)</b>	<b>W, 91-60</b>
Feb. 9 at Lamar+	W, 89-78
<b>Feb. 11 Louisiana-Monroe-</b>	<b>L, 73-82</b>
<b>Feb. 18 Arkansas State- (BC)</b>	<b>W, 63-52</b>
<b>Feb. 20 Southeastern La. (BC)</b>	<b>W, 90-52</b>
Feb. 23 at Nicholls State	W, 89-68
Feb. 25 at New Orleans (2OT)	L, 84-87
Mar. 1 at North Texas+	W, 89-69
Mar. 6 at Louisiana-Monroe+	L, 56-61

1 - West Florida Lady Argo Classic (Pensacola (Fla.)  
2 - New Mexico State Leggs Classic (Las Cruces, N.M.)  
3 - Stetson Lady Hatter Classic (Deland (Fla.)



**1984-85 8-18**

**H: 6-5 | A: 0-8 | N: 2-5**  
**Southland: 4-8 (6th)**

**Coach: Ross Cook**

<b>Nov. 19 Nicholls State</b>	<b>L, 77-79</b>
Nov. 29 at Northwestern State <sup>1</sup>	L, 81-98
Nov. 30 vs. LSU <sup>1</sup>	L, 53-77
<b>Dec. 14 Texas-Pan American (BC)</b>	<b>W, 90-75</b>
Dec. 17 at Nicholls State	L, 70-73
Dec. 27 vs. Iowa <sup>2</sup>	L, 39-62
Dec. 28 vs. Duquesne <sup>2</sup>	W, 85-77
Dec. 29 vs. Western Kentucky <sup>2</sup>	L, 61-72
Jan. 4 vs. Eastern Washington <sup>2</sup>	L, 78-89
Jan. 5 vs. Marshall <sup>3</sup>	L, 74-80
Jan. 6 vs. Robert Morris <sup>3</sup>	W, 71-61
<b>Jan. 14 Northwestern State</b>	<b>L, 64-72</b>
<b>Jan. 21 Arkansas State- (BC)</b>	<b>W, 73-56</b>
Jan. 26 at McNeese State+	L, 72-73
Jan. 28 at Lamar+	L, 58-59
Feb. 9 at Louisiana-Monroe+	L, 34-60
Feb. 16 at Arkansas State- (2OT)	L, 76-84
Feb. 18 at Texas-Arlington+	L, 58-63
Feb. 19 at North Texas+	L, 57-61
<b>Feb. 21 McNeese State- (BC)</b>	<b>L, 61-71</b>
<b>Feb. 23 Lamar- (BC)</b>	<b>W, 55-54</b>
<b>Feb. 26 Texas State (BC)</b>	<b>L, 75-86</b>
<b>Feb. 28 North Texas- (BC)</b>	<b>W, 79-47</b>
<b>Mar. 2 Texas-Arlington- (BC)</b>	<b>W, 71-53</b>
<b>Mar. 5 Louisiana-Monroe- (BC)</b>	<b>L, 49-59</b>
<b>Mar. 8 Stephen F. Austin (BC)</b>	<b>W, 71-56</b>

1 - NSU Lady Demon Classic (Natchitoches, La.)  
2 - LaSalle Invitational (Philadelphia, Pa.)  
3 - UCF Holiday Classic (Orlando, Fla.)



1985-86

1986-87

1987-88

1988-89

1989-90

1990-91

1991-92

1992-93

1985-86 13-14

H: 9-6 | A: 4-8

Southland: 6-4 (3rd)

Coach: Ross Cook

Nov. 23 Tulane (CD)	L, 65-80
Nov. 27 Oregon (BC)	W, 82-74
Nov. 30 Texas-Pan American (BC)	W, 96-80
Dec. 7 Southeastern La. (CD)	L, 63-65
Dec. 14 Nicholls State (BC)	W, 58-34
Jan. 3 SE Missouri State (BC)	W, 72-70
Jan. 7 #1 Howard Payne (BC)	W, 79-52
Jan. 13 at Arkansas State*	W, 68-54
Jan. 16 McNeese State (BC)	W, 63-59
Jan. 18 at New Orleans	L, 63-70
Jan. 20 Lamar* (BC)	W, 63-48
Jan. 22 at Louisiana State	L, 45-74
Jan. 25 at North Texas*	L, 59-61
Jan. 27 at Texas-Arlington*	W, 71-63
Jan. 29 at Nicholls State	W, 54-50
Feb. 1 Louisiana-Monroe* (BC)	L, 56-77
Feb. 5 at Southeastern La.	L, 51-57
Feb. 8 Arkansas State*	L, 59-61
Feb. 13 at McNeese State*	L, 64-71
Feb. 15 at Lamar*	L, 63-78
Feb. 20 North Texas* (BC)	W, 84-73
Feb. 22 Texas-Arlington* (BC)	W, 83-71
Feb. 25 at Louisiana-Monroe*	L, 65-90
Mar. 1 New Orleans (BC)	L, 52-55
Mar. 5 Louisiana Tech (BC)	L, 42-50
Mar. 8 at Stephen F. Austin	L, 55-62
Mar. 10 at Texas-Pan American	W, 75-53

1986-87 14-13

H: 11-5 | A: 3-8

Southland: 7-5 (4th)

Coach: Ross Cook

Nov. 29 Houston (OT) (U)	L, 90-92
Nov. 30 LSU (BC)	L, 68-84
Dec. 13 at UCF (2OT)	L, 100-105
Dec. 19 Wake Forest (U)	L, 65-81
Dec. 20 Eastern Kentucky (U)	W, 77-71
Jan. 1 #1 Howard Payne (BC)	W, 81-63
Jan. 3 #1 Howard Payne (BC)	W, 103-85
Jan. 5 Xavier (Ohio) (BC)	W, 75-68
Jan. 7 at Texas Southern	L, 63-77
Jan. 9 at Louisiana Tech	L, 36-82
Jan. 12 Arkansas State* (BC)	L, 80-85
Jan. 17 at McNeese State*	W, 71-60
Jan. 19 Lamar* (CD)	W, 71-65
Jan. 22 Texas Southern (BC)	W, 82-65
Jan. 24 North Texas* (CD)	W, 63-61
Jan. 26 Texas-Arlington* (BC)	W, 75-62
Jan. 31 at Louisiana-Monroe*	L, 80-63
Feb. 4 Nicholls State (OT)	W, 70-67
Feb. 7 at Arkansas State*	L, 71-75
Feb. 10 at Rice	L, 77-93
Feb. 12 McNeese State*	W, 68-65
Feb. 14 at Lamar*	W, 81-58
Feb. 19 at North Texas*	L, 56-68
Feb. 21 at Texas-Arlington*	W, 73-65
Feb. 23 at New Orleans	L, 62-72
Feb. 26 Louisiana-Monroe*	L, 78-79
Mar. 7 New Orleans	W, 71-65

1987-88 18-11

H: 7-2 | A: 8-5 | N: 3-4

Southland: 5-4

Coach: Wilo Colon

Nov. 27 vs. South Alabama <sup>1</sup>	L, 61-63
Nov. 28 vs. Grambling <sup>1</sup>	W, 71-69
Nov. 29 vs. Tulane <sup>1</sup>	L, 67-73
Dec. 1 Texas Southern	W, 73-56
Dec. 4 vs. Oregon State <sup>2</sup>	L, 57-60
Dec. 5 vs. Texas-San Antonio <sup>2</sup>	W, 72-66
Dec. 18 Southern (CD)	W, 79-54
Dec. 21 at Texas Southern	W, 77-60
Jan. 8 #1 at St. Edwards	W, 82-60
Jan. 10 #1 at Schreiner College	W, 69-62
Jan. 14 at Nicholls State	W, 74-55
Jan. 15 #1 Southwestern	W, 75-59
Jan. 16 South Alabama (OT)	W, 92-83
Jan. 23 at Arkansas State*	W, 71-70
Jan. 28 at New Orleans*	L, 70-81
Jan. 30 at Southeastern La.	W, 75-52
Feb. 2 at Louisiana Tech*	L, 35-88
Feb. 4 Texas-Pan American* (CD)	W, 90-50
Feb. 6 Lamar* (CD)	L, 60-62
Feb. 11 at Southern	L, 58-63
Feb. 13 Arkansas State*	W, 70-64
Feb. 18 New Orleans* (CD)	L, 55-69
Feb. 20 Southeastern La.	W, 73-68
Feb. 25 at Texas-Pan American*	W, 82-36
Feb. 27 at Lamar*	W, 74-67
Feb. 29 at LSU	L, 58-62
Mar. 7 at South Alabama	L, 78-100
Mar. 10 vs. Texas-Pan American <sup>3</sup>	W, 95-47
Mar. 11 vs. New Orleans <sup>4</sup>	L, 67-77

1988-89 10-17

H: 6-5 | A: 3-10 | N: 1-2

American South: 2-8

Coach: Mike Doucet

Nov. 25 Texas Southern	W, 79-73
Dec. 1 #1 at Xavier-N.O.	W, 57-50
Dec. 5 Nicholls State	W, 75-64
Dec. 29 vs. William & Mary <sup>1</sup>	L, 63-66
Dec. 30 vs. Colgate <sup>1</sup>	W, 74-66
Dec. 31 vs. Baylor <sup>1</sup>	L, 58-71
Jan. 5 at Texas Southern	W, 79-74
Jan. 9 Northwestern State (U)	L, 64-86
Jan. 11 Prairie View A&M (BC)	W, 70-58
Jan. 14 at Southeastern La.	L, 51-86
Jan. 16 at McNeese State	L, 55-72
Jan. 19 Lamar* (CD)	L, 57-84
Jan. 21 Texas-Pan American* (CD)	W, 66-37
Jan. 24 at Tulane	L, 73-82
Jan. 25 Southern (CD)	W, 74-51
Jan. 26 Southeastern La.	W, 70-67
Jan. 28 at New Orleans*	L, 63-82
Feb. 2 at Arkansas State*	L, 57-70
Feb. 4 at Louisiana Tech*	L, 42-98
Feb. 7 at Southern	L, 61-76
Feb. 9 at Lamar*	L, 43-97
Feb. 11 at Texas-Pan American*	W, 50-49
Feb. 15 at Prairie View A&M	L, 62-84
Feb. 18 New Orleans* (CD)	L, 61-88
Feb. 20 at Northwestern State	L, 75-98
Feb. 23 Arkansas State* (CD)	L, 62-80
Mar. 6 Louisiana Tech* (BC)	L, 37-86

1 - UCF Holiday Classic (Orlando, Fla.)

1989-90 11-17

H: 7-6 | A: 3-11 | N: 1-0

American South: 3-7

Coach: Mike Doucet

Nov. 25 at Louisiana-Monroe	L, 69-98
Nov. 28 Tulane (BC)	L, 83-85 (OT)
Nov. 29 at Texas Southern	W, 101-83
Dec. 1 at Mississippi <sup>1</sup>	L, 69-75
Dec. 2 vs. Mercer <sup>1</sup>	W, 94-74
Dec. 5 at Southern	W, 81-63
Dec. 16 at Houston	L, 50-75
Dec. 19 LSU (CD)	L, 75-79
Jan. 2 at Tulane	L, 72-79
Jan. 6 Southern (BC)	W, 92-65
Jan. 8 Northwestern State (CD)	W, 86-81
Jan. 10 Texas Southern (BC)	W, 75-62
Jan. 15 McNeese State (CD)	W, 73-56
Jan. 18 New Orleans* (CD)	W, 80-69
Jan. 22 at Southeastern La. (OT)	L, 84-92
Jan. 25 at Texas-Pan American*	W, 80-67
Jan. 27 at Lamar*	L, 68-96
Feb. 1 Louisiana Tech* (CD)	L, 35-84
Feb. 3 Arkansas State* (CD)	W, 76-69 (OT)
Feb. 5 Southeastern La. (U)	L, 99-101 (OT)
Feb. 8 at Nicholls State	L, 72-81
Feb. 10 New Orleans* (U)	L, 49-58
Feb. 12 at Northwestern State	L, 45-106
Feb. 15 Texas-Pan American* (CD)	W, 85-57
Feb. 17 Lamar* (CD)	L, 44-100
Feb. 22 at Louisiana Tech*	L, 52-101
Feb. 24 at Arkansas State*	L, 51-95
Mar. 9 at Louisiana Tech <sup>2</sup>	L, 51-124

1990-91 3-24

H: 3-9 | A: 0-14 | N: 0-1

American South: 2-10

Coach: Dwayne Searle

Nov. 24 Louisiana-Monroe (BC)	L, 67-73
Nov. 28 Nicholls State (U)	L, 52-72
Nov. 30 at Stephen F. Austin <sup>1</sup>	L, 36-101
Dec. 1 vs. Southern Miss <sup>1</sup>	L, 70-78
Dec. 3 at Baylor	L, 44-93
Dec. 5 at Tulane	L, 59-77
Dec. 17 Houston (BC)	L, 69-76
Jan. 5 New Orleans* (CD)	L, 62-67
Jan. 7 Northwestern State (BC)	L, 70-85
Jan. 10 at Louisiana Tech*	L, 40-87
Jan. 12 at Arkansas State*	L, 49-73
Jan. 17 Texas-Pan American* (CD)	W, 66-47
Jan. 19 Lamar* (CD)	L, 60-105
Jan. 24 at Texas Southern	L, 50-63
Jan. 26 UCF* (U)	W, 65-54
Jan. 28 Southeastern La. (U)	L, 59-75
Jan. 30 Tulane (CD)	W, 64-58 (OT)
Feb. 2 at New Orleans*	L, 51-83
Feb. 4 at Southeastern La.	L, 51-83
Feb. 7 Louisiana Tech* (U)	L, 58-74
Feb. 9 Arkansas State* (CD)	L, 52-78
Feb. 11 at Northwestern State*	L, 67-92
Feb. 14 at Texas-Pan American*	L, 55-72
Feb. 16 at Lamar*	L, 50-112
Feb. 20 at Nicholls State	L, 46-52
Feb. 23 at UCF*	L, 67-91
Feb. 25 at McNeese State	L, 73-83

1 - SFA Ladyjack Dial Classic (Nacogdoches, Texas)

1991-92 0-27

H: 0-11 | A: 0-15 | N: 0-1

Sun Belt: 0-16

Coach: Dwayne Searle

Nov. 23 McNeese State (CD)	L, 44-83
Nov. 25 at Northwestern State	L, 55-66
Nov. 29 at Southern Miss <sup>1</sup>	L, 46-81
Nov. 29 vs. Jackson State <sup>1</sup>	L, 51-67
Dec. 2 at Tulane	L, 47-76
Dec. 14 at Louisiana-Monroe	L, 67-94
Dec. 17 at Houston	L, 56-101
Dec. 20 at Southeastern La.	L, 56-62
Jan. 4 Baylor (BC)	L, 50-65
Jan. 6 at Nicholls State	L, 68-85
Jan. 9 South Alabama* (CD)	L, 53-64
Jan. 11 UCF* (CD)	L, 56-62
Jan. 18 Arkansas State* (BH)	L, 61-62
Jan. 23 at Lamar*	L, 37-95
Jan. 25 at Louisiana Tech*	L, 49-89
Jan. 30 Western Kentucky* (BC)	L, 48-80
Feb. 1 at Texas-Pan American*	L, 45-52
Feb. 6 at New Orleans*	L, 50-68
Feb. 8 at South Alabama*	L, 64-80
Feb. 13 at UCF*	L, 63-84
Feb. 17 Southeastern La. (BC)	L, 44-70
Feb. 20 at Arkansas State*	L, 39-71
Feb. 22 Lamar* (BC)	L, 46-105
Feb. 27 Louisiana Tech* (CD)	L, 43-73
Mar. 1 at Western Kentucky*	L, 33-90
Mar. 5 Texas-Pan American* (BC)	L, 70-83
Mar. 7 New Orleans* (BC)	L, 53-93

1992-93 4-22








H: 3-7 | A: 0-14 | N: 1-1

Sun Belt: 2-12

Coach: Dwayne Searle

Dec. 12 vs. Grambling State <sup>1</sup>	W, 55-52
Dec. 13 at Houston <sup>1</sup>	L, 48-68
Dec. 16 Louisiana-Monroe (CD)	L, 53-76
Dec. 19 Nicholls State (CD)	W, 73-66 (OT)
Dec. 22 Houston (BH)	L, 44-57
Jan. 3 South Alabama* (CD)	L, 67-79
Jan. 5 at LSU	L, 41-68
Jan. 7 at Arkansas State*	L, 51-68
Jan. 11 at Lamar*	L, 41-81
Jan. 14 at Southern Miss	L, 60-77
Jan. 17 at Western Kentucky*	L, 45-83
Jan. 21 Texas-Pan American* (CD)	W, 68-55
Jan. 23 at South Alabama*	L, 62-72
Jan. 26 at Louisiana Tech*	L, 50-94
Feb. 1 Western Kentucky* (CD)	L, 65-92
Feb. 4 at South Florida	L, 58-91
Feb. 6 at Florida Atlantic	L, 45-83
Feb. 9 at Southeastern La.	L, 54-65
Feb. 13 Arkansas State* (CD)	L, 63-102
Feb. 15 at New Orleans*	L, 56-78
Feb. 18 at McNeese State	L, 56-80
Feb. 25 Lamar* (CD)	W, 71-64
Feb. 27 New Orleans* (CD)	L, 47-76
Mar. 4 Louisiana Tech* (CD)	L, 53-89
Mar. 6 at Texas-Pan American*	L, 61-108
Mar. 11 vs. Western Kentucky <sup>2</sup>	L, 37-96

1 - Lady Cougar Invitational (Houston, Texas)  
2 - Sun Belt Conference Tournament (Ruston, La.)



1993-94

1994-95

1995-96

1996-97

1997-98

1998-99

1999-00

2000-01

**1993-94** **6-21**

**H: 4-8 | A: 2-9 | N: 0-4**  
**Sun Belt: 4-10**

**Coach: Dwayne Searle**

Dec. 1 at TCU	L, 58-84
Dec. 3 vs. Florida <sup>1</sup>	L, 44-76
Dec. 4 vs. Colorado <sup>1</sup>	L, 50-73
<b>Dec. 18 Southeastern La. (BH)</b>	<b>L, 62-70</b>
Dec. 20 at UAB <sup>2</sup>	L, 48-88
Dec. 21 vs. Washington State <sup>2</sup>	L, 56-72
Dec. 29 at Nicholls State	W, 72-56
<b>Jan. 6 Louisiana Tech* (CD)</b>	<b>L, 44-89</b>
Jan. 9 at Western Kentucky*	L, 48-81
<b>Jan. 12 Tulane (CD)</b>	<b>L, 58-83</b>
<b>Jan. 15 Texas-Pan American* (CD)</b>	<b>W, 75-56</b>
<b>Jan. 20 Southern Miss (BH)</b>	<b>L, 65-87</b>
Jan. 22 at Texas-Pan American*	W, 55-52
<b>Jan. 27 Arkansas State* (CD)</b>	<b>L, 63-68</b>
Jan. 29 at Lamar*	L, 59-87
Feb. 2 at LSU	L, 51-86
<b>Feb. 5 Western Kentucky* (CD)</b>	<b>L, 51-95</b>
<b>Feb. 7 McNeese State (CD)</b>	<b>L, 64-71</b>
<b>Feb. 10 South Alabama* (CD)</b>	<b>W, 77-70</b>
Feb. 12 at Louisiana Tech*	L, 44-100
<b>Feb. 14 Florida Atlantic (BH)</b>	<b>W, 64-55</b>
Feb. 17 at Arkansas State*	L, 54-67
<b>Feb. 19 Lamar* (CD)</b>	<b>W, 61-59</b>
<b>Feb. 23 New Orleans* (CD)</b>	<b>L, 64-81</b>
Mar. 3 at South Alabama*	L, 75-87
Mar. 5 at New Orleans*	L, 49-72
Mar. 10 vs. Arkansas State <sup>3</sup>	L, 35-78

**1994-95** **4-23**

**H: 3-6 | A: 1-14 | N: 0-3**  
**Sun Belt: 2-12**

**Coach: Dwayne Searle**

Nov. 26 at SE Missouri State <sup>1</sup>	L, 60-73
Nov. 27 vs. Stetson <sup>1</sup>	L, 61-69 (2 OT)
Dec. 2 at Texas State <sup>2</sup>	L, 60-73
Dec. 3 vs. UTEP <sup>2</sup>	L, 52-57
Dec. 14 at Nicholls State	W, 69-61
Dec. 17 at McNeese State	L, 55-79
Dec. 21 at Southeastern La.	L, 70-75
<b>Jan. 3 #1 Louisiana College</b>	<b>L, 63-70</b>
Jan. 7 at Lamar*	L, 54-69
Jan. 10 #1 at Louisiana College	L, 42-50
<b>Jan. 14 Western Kentucky*</b>	<b>L, 55-97</b>
<b>Jan. 16 Nicholls State</b>	<b>W, 72-68 (OT)</b>
<b>Jan. 21 Lamar*</b>	<b>L, 66-79</b>
Jan. 26 at New Orleans*	L, 50-90
Jan. 28 at Louisiana Tech*	L, 42-90
<b>Jan. 30 Texas-Pan American*</b>	<b>W, 63-54</b>
<b>Feb. 2 Arkansas State*</b>	<b>L, 47-65</b>
<b>Feb. 4 New Orleans*</b>	<b>L, 58-100</b>
Feb. 7 at LSU	L, 50-91
Feb. 11 at Texas-Pan American*	L, 63-67 (OT)
<b>Feb. 15 Louisiana Tech*</b>	<b>L, 43-96</b>
Feb. 18 at Arkansas State*	L, 56-74
Feb. 21 at Tulane	L, 33-84
<b>Feb. 25 South Alabama*</b>	<b>W, 80-68</b>
Mar. 2 at Western Kentucky*	L, 30-80
Mar. 4 at South Alabama*	L, 67-80
Mar. 8 vs. Western Kentucky <sup>3</sup>	L, 41-88

1 - Otahekian Shootout (Cape Girardeau, Mo.)  
2 - Southwest Texas Classic (San Marcos, Texas)  
3 - Sun Belt Conference Tournament (Ruston, La.)

**1995-96** **2-25**

**H: 1-11 | A: 0-11 | N: 1-4**  
**Sun Belt: 0-14**

**Coach: Dwayne Searle**

Nov. 24 vs. Mercer <sup>1</sup>	L, 56-75
Nov. 25 vs. Prairie View A&M <sup>1</sup>	W, 78-58
Dec. 1 vs. Alcorn State <sup>2</sup>	L, 63-71
Dec. 2 vs. Texas-Pan American <sup>2</sup>	L, 59-71
<b>Dec. 14 Nicholls State</b>	<b>L, 47-63</b>
<b>Dec. 17 Dartmouth</b>	<b>L, 43-48</b>
<b>Dec. 20 McNeese State</b>	<b>L, 59-61</b>
Dec. 30 at Texas-San Antonio	L, 53-67
<b>Jan. 3 #1 Louisiana College</b>	<b>W, 63-59</b>
<b>Jan. 6 Lamar*</b>	<b>L, 50-63</b>
Jan. 8 #1 at Louisiana College	L, 62-73
Jan. 10 at Louisiana Tech*	L, 36-111
<b>Jan. 18 New Orleans* (CD)</b>	<b>L, 41-83</b>
Jan. 21 at South Alabama*	L, 54-78
Jan. 27 at New Orleans*	L, 56-65
<b>Jan. 29 Western Kentucky*</b>	<b>L, 32-66</b>
<b>Jan. 31 Southeastern La.</b>	<b>L, 58-69</b>
<b>Feb. 3 Texas-Pan American*</b>	<b>L, 52-58</b>
Feb. 5 at LSU	L, 43-93
<b>Feb. 10 South Alabama*</b>	<b>L, 45-70</b>
Feb. 15 at Arkansas State*	L, 46-99
Feb. 17 at Western Kentucky*	L, 34-99
Feb. 22 at Texas-Pan American*	L, 51-66
<b>Feb. 24 Arkansas State*</b>	<b>L, 51-75</b>
<b>Feb. 29 Louisiana Tech*</b>	<b>L, 40-111</b>
Mar. 2 at Lamar*	L, 57-95
Mar. 7 vs. Louisiana Tech <sup>1</sup>	L, 37-89

**1996-97** **3-24**

**H: 2-10 | A: 1-13 | N: 0-1**  
**Sun Belt: 2-12**

**Coach: Gay Nix**

Nov. 22 at LSU	L, 32-79
<b>Nov. 26 Texas-San Antonio</b>	<b>L, 38-63</b>
<b>Nov. 30 #1 Louisiana College</b>	<b>L, 56-62</b>
<b>Dec. 9 Tulane</b>	<b>L, 38-81</b>
<b>Dec. 14 #2 Virginia Intermont</b>	<b>W, 59-36</b>
<b>Dec. 18 Nicholls State (CD)</b>	<b>L, 56-66</b>
Dec. 21 vs. Sam Houston State <sup>1</sup>	L, 55-98
Dec. 22 at Wichita State <sup>1</sup>	L, 50-83
Dec. 30 #1 at Louisiana College	L, 65-79
Jan. 2 at Lamar*	L, 61-71
<b>Jan. 4 Louisiana Tech*</b>	<b>L, 30-87</b>
Jan. 9 at Western Kentucky*	L, 30-68
Jan. 11 at Arkansas State*	L, 41-83
<b>Jan. 16 Western Kentucky* (CD)</b>	<b>L, 30-68</b>
Jan. 20 at Nicholls State	L, 44-62
<b>Jan. 23 South Alabama*</b>	<b>L, 45-58</b>
<b>Jan. 25 Lamar*</b>	<b>L, 58-59</b>
Jan. 30 at Southeastern La.	L, 41-81
Feb. 1 at Texas-Pan American*	W, 58-53
Feb. 8 at Louisiana Tech*	L, 34-97
Feb. 13 at New Orleans*	L, 57-86
Feb. 15 at South Alabama*	L, 54-80
<b>Feb. 20 Arkansas State*</b>	<b>L, 44-95</b>
<b>Feb. 22 Texas-Pan American* (CD)</b>	<b>W, 80-59</b>
Feb. 27 at McNeese State	L, 44-81
<b>Mar. 1 New Orleans*</b>	<b>L, 64-82</b>
Mar. 5 at Western Kentucky <sup>2</sup>	L, 36-103

1 - Wichita State Shocker Shootout (Wichita, Kan.)  
2 - Sun Belt Conference Tournament (Bowling Green, Ky.)

**1997-98** **9-18**

**H: 5-5 | A: 4-10 | N: 0-3**  
**Sun Belt: 7-7**

**Coach: Gay Nix**

<b>Nov. 23 Northwestern State</b>	<b>L, 58-61</b>
Nov. 28 vs. Wisconsin <sup>1</sup>	L, 51-92
Nov. 29 vs. James Madison <sup>1</sup>	L, 47-79
Dec. 2 at Southern Miss	L, 56-68
Dec. 6 at Texas-San Antonio	L, 45-50
Dec. 8 at Houston	L, 62-71
Dec. 16 at LSU	L, 54-66
Dec. 18 at Nicholls State	L, 74-77
<b>Dec. 21 Rice</b>	<b>L, 50-81</b>
Dec. 28 at TCU	L, 60-80
<b>Dec. 30 Nicholls State</b>	<b>W, 74-66</b>
<b>Jan. 3 New Orleans*</b>	<b>L, 57-69</b>
Jan. 8 at Louisiana Tech*	L, 50-100
<b>Jan. 10 Lamar*</b>	<b>W, 73-48</b>
Jan. 15 at Arkansas State*	L, 58-80
Jan. 17 at Western Kentucky*	L, 48-102
Jan. 24 at Texas-Pan American*	W, 62-48
<b>Jan. 26 Southeastern La.</b>	<b>W, 53-49</b>
<b>Jan. 31 Western Kentucky* (CD)</b>	<b>L, 66-83</b>
<b>Feb. 2 Texas-Pan American*</b>	<b>W, 62-48</b>
Feb. 5 at New Orleans*	W, 61-51
Feb. 7 at South Alabama*	W, 79-62
<b>Feb. 12 South Alabama*</b>	<b>W, 64-48</b>
<b>Feb. 14 Arkansas State* (CD)</b>	<b>L, 53-75</b>
Feb. 23 at Lamar*	W, 79-72
Feb. 26 at Louisiana Tech*	L, 36-83
Mar. 5 vs. New Orleans <sup>2</sup>	L, 63-66

**1998-99** **1-26**

**H: 1-10 | A: 0-11 | N: 0-5**  
**Sun Belt: 0-12**

**Coach: Gay Nix**

<b>Nov. 15 UTEP</b>	<b>L, 42-49</b>
<b>Nov. 19 LSU</b>	<b>L, 38-84</b>
Nov. 24 at Southeastern La.	L, 58-65
Nov. 28 vs. Arizona State <sup>1</sup>	L, 48-71
Nov. 29 vs. Buffalo <sup>1</sup>	L, 54-75
Dec. 8 at Nicholls State	L, 78-82 (OT)
Dec. 14 at Northwestern State	L, 59-81
<b>Dec. 16 McNeese State</b>	<b>W, 62-52</b>
Dec. 18 vs. Tennessee Tech <sup>2</sup>	L, 64-68
Dec. 20 vs. Cleveland State <sup>2</sup>	L, 79-90
Jan. 4 at Rice	L, 50-81
Jan. 7 at Southern	L, 48-52
<b>Jan. 9 Texas-Pan American (CD)</b>	<b>L, 64-71</b>
<b>Jan. 14 South Alabama*</b>	<b>L, 65-68</b>
<b>Jan. 16 Western Kentucky*</b>	<b>L, 59-73</b>
<b>Jan. 21 Florida International* (CD)</b>	<b>L, 60-81</b>
<b>Jan. 23 Arkansas State*</b>	<b>L, 50-83</b>
<b>Jan. 27 Louisiana Tech*</b>	<b>L, 43-90</b>
Jan. 30 at South Alabama*	L, 54-59
<b>Feb. 4 New Orleans*</b>	<b>L, 68-72</b>
Feb. 6 at Western Kentucky*	L, 49-89
Feb. 11 at Florida International*	L, 47-79
Feb. 18 at Louisiana Tech*	L, 51-92
Feb. 20 at New Orleans*	L, 52-84
<b>Feb. 22 Southern Miss (CD)</b>	<b>L, 35-75</b>
Feb. 27 at Arkansas State*	L, 55-77
Mar. 4 vs. Florida International <sup>3</sup>	L, 42-73

1 - Rutgers Coca-Cola Classic (Piscataway, N.J.)  
2 - Hampton Inn/Fazoli's Classic (Bloomington, Ind.)  
3 - Sun Belt Conference Tournament (Jonesboro, Ark.)

**1999-00** **12-15**

**H: 7-6 | A: 5-9**  
**Sun Belt: 5-11**

**Coach: Gay Nix**

<b>Nov. 23 Houston</b>	<b>W, 74-70</b>
<b>Nov. 27 Navy (CD)</b>	<b>W, 72-57</b>
Nov. 30 at LSU	L, 39-82
Dec. 2 at Mississippi State	L, 56-101
Dec. 4 at McNeese State	L, 53-60
<b>Dec. 6 Nicholls State</b>	<b>W, 85-61</b>
<b>Dec. 14 Southern (CD)</b>	<b>W, 69-53</b>
<b>Dec. 16 Louisiana Tech*</b>	<b>L, 40-95</b>
Dec. 18 at Sam Houston State	W, 67-65
Jan. 2 at Baylor	L, 56-64
<b>Jan. 6 Denver* (CD)</b>	<b>L, 54-63</b>
<b>Jan. 8 Centenary</b>	<b>W, 93-53</b>
Jan. 13 at Western Kentucky*	L, 66-104
Jan. 16 at Florida International*	L, 39-80
Jan. 20 at Texas-Pan American	W, 73-57
<b>Jan. 27 Arkansas State*</b>	<b>L, 69-80</b>
Jan. 29 at UALR*	W, 66-63
Feb. 3 at New Orleans*	L, 75-82
Feb. 5 at South Alabama*	W, 74-65
<b>Feb. 10 Western Kentucky*</b>	<b>L, 67-77</b>
<b>Feb. 12 Florida International*</b>	<b>L, 52-74</b>
Feb. 17 at Arkansas State*	W, 74-71
<b>Feb. 19 UALR* (CD)</b>	<b>W, 77-62</b>
<b>Feb. 22 South Alabama*</b>	<b>W, 81-51</b>
Feb. 24 at Denver*	L, 52-85
<b>Feb. 28 New Orleans*</b>	<b>L, 67-77</b>
Mar. 2 at Louisiana Tech*	L, 69-114
Mar. 9 at Western Kentucky <sup>1</sup>	L, 70-80




**2000-01** **8-20**

**H: 4-7 | A: 2-12 | N: 2-1**  
**Sun Belt: 2-14**

**Coach: Gay Nix**

Nov. 19 at UTEP	W, 81-65
<b>Nov. 21 Sam Houston State</b>	<b>W, 70-68</b>
<b>Nov. 25 Southern Illinois</b>	<b>W, 79-74</b>
<b>Nov. 26 Baylor</b>	<b>L, 56-101</b>
Dec. 1 vs. South Carolina State <sup>1</sup>	W, 72-52
Dec. 2 at Stony Brook <sup>1</sup>	L, 61-85
Dec. 16 at Mississippi State <sup>2</sup>	L, 68-101
Dec. 17 vs. Stony Brook <sup>2</sup>	W, 76-67
Dec. 19 at Mercer	L, 56-60
<b>Dec. 28 South Alabama*</b>	<b>L, 51-57</b>
Dec. 30 at New Orleans*	L, 63-76
Jan. 3 at Texas-Pan American	W, 73-66
<b>Jan. 6 Western Kentucky*</b>	<b>L, 60-67</b>
Jan. 10 at New Mexico State*	L, 65-84
Jan. 13 at Florida International*	L, 59-77
Jan. 20 at North Texas*	L, 49-92
<b>Jan. 24 Denver*</b>	<b>L, 47-48</b>
Jan. 27 at South Alabama*	L, 46-66
Jan. 30 at LSU	L, 48-85
<b>Feb. 1 New Mexico State*</b>	<b>W, 69-59</b>
Feb. 5 at Arkansas State*	L, 58-72
<b>Feb. 8 Louisiana Tech*</b>	<b>L, 68-83</b>
<b>Feb. 10 UALR*</b>	<b>W, 81-57</b>
Feb. 15 at Denver*	L, 65-77
Feb. 17 at Middle Tennessee*	L, 52-77
<b>Feb. 22 North Texas*</b>	<b>L, 72-78</b>
<b>Feb. 24 New Orleans*</b>	<b>L, 53-55</b>
Mar. 1 vs. Middle Tennessee <sup>3</sup>	L, 59-78

1 - Stony Brook Tournament (Stony Brook, N.Y.)  
2 - Mississippi State Tournament (Starkville, Miss.)  
3 - Sun Belt Conference Tournament (Mobile, Ala.)



2001-02

2002-03

2003-04

2004-05

2005-06

2006-07

2007-08

2008-09

2001-02 7-21

H: 4-8 | A: 3-11 | N: 0-2

Sun Belt: 1-14

Coach: Gay Nix

Nov. 16 at Wofford	L, 71-74
Nov. 18 at South Carolina	L, 61-72
Nov. 23 vs. High Point <sup>1</sup>	L, 56-75
Nov. 24 at Texas State <sup>1</sup>	W, 66-61
Nov. 29 at Nicholls State	L, 64-70
Dec. 4 at Louisiana State	L, 49-81
Dec. 11 at Centenary	W, 77-56
Dec. 13 at Memphis	L, 50-62
Dec. 16 Wofford	W, 75-72 (OT)
Dec. 20 Mercer	W, 70-67 (OT)
Dec. 28 North Texas*	L, 64-70
Dec. 30 Denver*	L, 41-54
Jan. 3 at South Alabama*	L, 46-63
Jan. 5 at New Orleans*	W, 70-64
Jan. 10 Western Kentucky*	L, 51-76
Jan. 12 Middle Tennessee*	L, 63-75
Jan. 14 Texas-Pan American	W, 70-61
Jan. 19 New Mexico State*	L, 68-72
Jan. 24 at North Texas*	L, 34-88
Jan. 26 at Denver*	L, 47-65
Jan. 31 South Alabama*	L, 47-58
Feb. 2 New Orleans*	L, 60-71
Feb. 9 Florida International*	L, 50-85
Feb. 14 at Arkansas State*	L, 55-77
Feb. 16 at UALR*	L, 58-59
Feb. 19 McNeese State	W, 72-63
Feb. 23 at New Mexico State*	L, 62-94
Feb. 28 vs. Middle Tennessee <sup>2</sup>	L, 59-90

1 - Southwest Texas State Classic (San Marcos, Texas)

2 - Sun Belt Conference Tournament (New Orleans, La.)

2002-03 8-19

H: 3-7 | A: 3-11 | N: 2-1

Sun Belt: 4-11

Coach: J. Kelley Hall

Nov. 22 Nicholls State	L, 57-59
Nov. 25 Memphis	L, 50-63
Nov. 29 at Texas A&M-Corpus Christi <sup>1</sup>	L, 42-64
Nov. 30 vs. Missouri <sup>1</sup>	W, 67-59
Dec. 9 at Louisiana Tech	L, 50-81
Dec. 11 Southeastern La. (CD)	W, 48-45
Dec. 18 at South Carolina	L, 41-70
Dec. 21 vs. Savannah State <sup>2</sup>	W, 64-42
Dec. 22 at Cincinnati <sup>2</sup>	L, 55-68
Jan. 4 New Mexico State*	L, 41-54
Jan. 6 at Arkansas	L, 57-75
Jan. 9 South Alabama*	L, 37-62
Jan. 11 New Orleans*	L, 52-65
Jan. 18 at Florida International*	L, 64-79
Jan. 23 at Western Kentucky*	L, 43-71
Jan. 25 at Middle Tennessee*	L, 41-61
Jan. 30 North Texas*	W, 58-57
Feb. 1 Denver*	L, 59-69
Feb. 3 at Texas-Pan American	W, 66-41
Feb. 6 at South Alabama*	L, 51-55
Feb. 9 at New Orleans*	L, 47-63
Feb. 15 at New Mexico State*	L, 51-71
Feb. 20 Arkansas State*	L, 57-68
Feb. 22 UALR*	W, 55-53
Feb. 27 at North Texas*	W, 65-59
Mar. 1 at Denver*	W, 65-61
Mar. 6 vs. Florida International <sup>3</sup>	L, 41-77

1 - Islander Classic (Corpus Christi, Texas)

2 - Bearcat Invitational (Cincinnati, Ohio)

3 - Sun Belt Conference Tournament (Bowling Green, Ky.)

2003-04 13-15

H: 7-2 | A: 5-11 | N: 1-2

Sun Belt: 7-8 (2nd, West)

Coach: J. Kelley Hall

Nov. 25 at Southeastern La.	W, 57-43
Nov. 28 vs. Maryland-Eastern Shore <sup>1</sup>	L, 57-60
Nov. 29 vs. Sacred Heart <sup>1</sup>	L, 60-75
Dec. 8 at Centenary	W, 74-60
Dec. 12 at Nicholls State	W, 57-38
Dec. 14 at Nebraska	L, 59-61
Dec. 16 at Savannah State	L, 45-49 (OT)
Dec. 18 at South Carolina	L, 59-72
Dec. 20 vs. Coastal Carolina <sup>2</sup>	W, 62-56
Jan. 6 at Lamar	W, 68-44
Jan. 10 Denver*	W, 80-57
Jan. 11 Texas-Pan American	W, 62-54
Jan. 15 South Alabama* (CD)	L, 54-57
Jan. 17 New Orleans* (CD)	W, 68-49
Jan. 22 at New Mexico State*	L, 44-59
Jan. 24 Florida International*	W, 58-48
Jan. 29 Western Kentucky*	W, 80-72
Jan. 31 Middle Tennessee*	L, 57-72
Feb. 5 North Texas* (CD)	W, 53-50
Feb. 7 at Denver*	L, 49-73
Feb. 12 at South Alabama*	L, 49-52
Feb. 14 at New Orleans*	W, 61-51
Feb. 16 at Texas-Pan American	L, 38-56
Feb. 19 New Mexico State*	W, 67-51
Feb. 21 at North Texas*	L, 70-74
Feb. 26 at Arkansas State*	L, 48-57
Feb. 28 at UALR*	L, 46-62
Mar. 7 at Western Kentucky <sup>3</sup>	L, 68-85

1 - Terrapin Classic (College Park, Md.)

2 - Beach Ball Classic (Myrtle Beach, S.C.)

3 - Sun Belt Conference Tournament (Bowling Green, Ky.)

2004-05 22-9

H: 13-0 | A: 5-7 | N: 4-2

Sun Belt: 10-5 (1st, West)

Coach: J. Kelley Hall

<b>Sun Belt West Division Champions</b>	
<b>Sun Belt Tournament Runner-Up</b>	
<b>NCAA Austin Regional</b>	
Nov. 19 vs. UC Davis <sup>1</sup>	W, 73-72
Nov. 20 vs. Montana State <sup>1</sup>	W, 57-39
Nov. 23 at Alaska Anchorage <sup>2</sup>	W, 88-48
Nov. 24 vs. (7) Stanford <sup>2</sup>	L, 47-67
Dec. 1 Centenary	W, 67-42
Dec. 4 Savannah State (CD)	W, 95-47
Dec. 11 Nicholls State	W, 57-56
Dec. 13 Prairie View A&M	W, 85-24
Dec. 16 at Arkansas	L, 68-82
Dec. 18 Sam Houston State	W, 90-72
Dec. 20 at Nebraska	L, 70-81
Dec. 22 Lamar	W, 70-51
Dec. 30 at Arkansas-Pine Bluff	W, 64-41
Jan. 8 Denver* (CD)	W, 69-54
Jan. 13 New Orleans*	W, 89-50
Jan. 15 at South Alabama*	L, 56-57
Jan. 20 New Mexico State*	W, 67-46
Jan. 24 at Florida International*	W, 68-58
Jan. 27 at Middle Tennessee*	L, 45-53
Jan. 29 at Western Kentucky*	L, 53-76
Feb. 3 at Denver*	L, 56-60
Feb. 5 North Texas*	W, 73-66
Feb. 10 at New Orleans*	W, 66-46
Feb. 12 South Alabama* (CD) W, 63-56 (OT)	
Feb. 17 at North Texas*	L, 51-61
Feb. 19 at New Mexico State*	W, 72-57
Feb. 24 UALR*	W, 59-47
Feb. 26 Arkansas State*	W, 66-64
Mar. 5 vs. Florida International <sup>3</sup>	W, 61-60
Mar. 7 vs. Arkansas State <sup>3</sup>	W, 61-49
Mar. 8 vs. Middle Tennessee <sup>3</sup>	L, 52-67

1 - Radisson Inn Classic (Colorado Springs, Colo.)

2 - Great Alaska Shootout (Anchorage, Alaska)

3 - Sun Belt Conference Tournament (Denton, Texas)

2005-06 18-10

H: 10-4 | A: 8-6

Sun Belt: 8-7 (2nd, West)

Coach: J. Kelley Hall

Nov. 11 at SMU <sup>1</sup>	L, 45-53
Nov. 20 Hampton	W, 68-54
Nov. 23 Texas-Pan American	W, 53-43
Nov. 27 UTEP	W, 65-61 (OT)
Nov. 29 Texas Southern	W, 78-57
Dec. 1 at Prairie View A&M	W, 60-42
Dec. 3 at Sam Houston State	W, 62-40
Dec. 12 #1LSU-Shreveport	W, 91-50
Dec. 15 at Savannah State	W, 68-40
Dec. 17 at Auburn	L, 55-65
Dec. 21 at Nicholls State	W, 74-62
Dec. 30 Arkansas-Pine Bluff	W, 64-56
Jan. 5 Denver*	W, 76-50
Jan. 7 North Texas*	L, 47-70
Jan. 12 at South Alabama*	W, 60-56
Jan. 14 at Troy*	W, 81-69
Jan. 21 at Florida International*	L, 47-72
Jan. 23 at New Orleans*	W, 70-46
Jan. 26 at Middle Tennessee*	L, 68-69
Jan. 28 Western Kentucky*	L, 58-74
Feb. 2 at North Texas*	W, 67-59
Feb. 4 at Denver*	L, 69-76
Feb. 9 South Alabama*	L, 50-54
Feb. 11 Troy*	W, 70-59
Feb. 16 New Orleans*	W, 65-51
Feb. 23 Arkansas State*	L, 64-70
Feb. 24 UALR*	W, 55-53
Mar. 4 at Middle Tennessee <sup>2</sup>	L, 58-84

1 - Preseason WNIT (Dallas, Texas)

2 - Sun Belt Conference Tournament (Murfreesboro, Tenn.)

2006-07 25-9

H: 12-1 | A: 10-6 | N: 3-2

Sun Belt: 14-4 (1st, West)

Coaches: J. Kelley Hall and Meredith Hall

Sun Belt West Division Champions

Sun Belt Tournament Runner-Up

NCAA Austin Regional

Nov. 12 vs. Texas State <sup>1</sup>	W, 59-39
Nov. 13 at Texas <sup>1</sup>	L, 59-69
Nov. 14 vs. Maryland-Eastern Shore <sup>1</sup>	W, 68-36
Nov. 16 at LSU	L, 31-65
Nov. 18 at Texas-Pan American	W, 65-52
Nov. 22 at Hampton	W, 57-44
Nov. 24 vs. Bethune-Cookman	W, 86-23
Nov. 25 at South Carolina	W, 83-68
Nov. 30 at Texas Southern	W, 82-48
Dec. 10 at UTEP	L, 49-70
Dec. 14 at New Orleans*	W, 77-51
Dec. 16 Arkansas State*	L, 58-65
Dec. 20 Texas-Pan American	W, 59-53
Dec. 28 UALR*	W, 65-61
Dec. 30 at Louisiana-Monroe*	L, 52-55
Jan. 3 at Denver*	W, 72-52
Jan. 6 Florida International*	W, 84-73
Jan. 11 at North Texas*	W, 85-76
Jan. 14 at Western Kentucky*	W, 77-64
Jan. 17 South Alabama*	W, 69-61
Jan. 21 Troy*	W, 89-66
Jan. 25 at Florida Atlantic*	W, 79-61
Jan. 28 at Middle Tennessee*	L, 57-84
Jan. 31 Savannah State	W, 82-51
Feb. 3 New Orleans* (CD)	W, 75-47
Feb. 7 at Arkansas State*	L, 61-77
Feb. 14 Louisiana-Monroe*	W, 58-43
Feb. 18 at Denver*	W, 67-55
Feb. 22 at Florida International*	W, 75-52
Feb. 25 North Texas*	W, 75-59
Mar. 3 Florida International <sup>3</sup>	W, 67-49
Mar. 5 Arkansas State <sup>3</sup>	W, 62-59
Mar. 6 Middle Tennessee <sup>3</sup>	L, 67-77
Mar. 17 vs. (21) Marquette <sup>4</sup>	L, 58-87

1 - Texas Basketball Travelers Classic (Austin, Texas)

2 - South Carolina Thanksgiving Classic (Columbia, S.C.)

3 - Sun Belt Conference Tournament (Lafayette, La.)

4 - NCAA Austin Regional (Austin, Texas)

2007-08 8-22

H: 6-7 | A: 2-15

Sun Belt: 4-14

Coach: Errol Rogers

Nov. 11 at Mercer	L, 61-72
Nov. 14 Arkansas-Monticello	W, 71-58
Nov. 18 at Ole Miss	L, 60-86
Nov. 21 at LSU	L, 37-72
Nov. 27 Tulane	L, 61-89
Dec. 1 at Centenary	W, 78-71
Dec. 9 LSU-Shreveport	W, 63-40
Dec. 16 at Texas	L, 43-76
Dec. 18 Nicholls State	W, 74-47
Dec. 22 at Louisiana-Monroe*	L, 59-72
Dec. 28 at Savannah State	L, 62-71
Dec. 30 at Mississippi State	L, 55-80
Jan. 3 Arkansas State*	L, 65-71
Jan. 5 New Orleans*	W, 64-55
Jan. 10 at UALR*	L, 51-83
Jan. 12 at North Texas*	L, 58-77
Jan. 20 Western Kentucky*	L, 74-90
Jan. 23 at South Alabama*	L, 65-76
Jan. 27 at Troy*	L, 54-63
Jan. 30 Middle Tennessee*	L, 66-85
Feb. 2 Florida Atlantic*	L, 62-65
Feb. 6 at Florida International*	L, 60-75
Feb. 10 at Denver*	L, 52-60
Feb. 13 Louisiana-Monroe* (OT)	L, 59-65
Feb. 17 at Arkansas State*	L, 60-79
Feb. 21 at New Orleans*	W, 58-56
Feb. 24 UALR*	L, 42-48
Feb. 27 North Texas*	W, 68-63
Mar. 1 Denver*	W, 66-44
Mar. 5 at South Alabama <sup>1</sup>	L, 40-49

1 - Sun Belt Conference Tournament - First Round (Mobile, Ala.)

2008-09 3-27

H: 1-14 | A: 1-12 | N: 1-1

Sun Belt: 0-18

Coach: Errol Rogers

Nov. 14 at Texas Southern	L, 39-51
Nov. 19 Ole Miss	L, 48-75
Nov. 21 Mercer	L, 62-71
Nov. 23 Centenary (OT)	L, 69-75
Nov. 26 at Tulane	L, 65-80
Nov. 28 Mississippi State	L, 38-71
Dec. 2 McNeese State (CD)	L, 46-56
Dec. 5 at Nicholls State	W, 71-57
Dec. 15 vs. Georgia State <sup>1</sup>	L, 58-68
Dec. 16 vs. Alabama State <sup>1</sup>	W, 51-49
Dec. 18 North Texas*	L, 56-57
Dec. 21 Louisiana-Monroe*	L, 70-81
Dec. 23 Savannah State	W, 69-42
Jan. 3 Denver* (CD)	L, 46-67
Jan. 7 at New Orleans*	L, 46-56
Jan. 10 at Troy*	L, 47-69
Jan. 14 UALR*	L, 46-77
Jan. 21 at Western Kentucky*	L, 62-102
Jan. 24 South Alabama* (CD)	L, 52-66
Jan. 28 at Middle Tennessee*	L, 57-85
Jan. 31 at Florida Atlantic*	L, 50-61
Feb. 4 Florida International*	L, 44-64
Feb. 7 at North Texas*	L, 63-75
Feb. 11 at Louisiana-Monroe*	L, 53-82
Feb. 14 Arkansas State* (CD)	L, 66-74
Feb. 18 at Denver*	L, 59-74
Feb. 22 New Orleans*	L, 62-74
Feb. 25 Troy*	L, 52-93
Feb. 28 at UALR*	L, 35-39
Mar. 4 vs. Troy*	L, 65-68

1 - Blazer Invitational (Birmingham, Ala.)