

2011 Louisiana Football Prospectus



General

School Name: University of Louisiana

Location: Lafayette, La.

Founded: 1898

Enrollment: 16,763 (Fall 2010) / 15,418 (Spring 2011)

Nickname: Ragin' Cajuns

Refer to us athletically as Louisiana, Louisiana's Ragin' Cajuns, Ragin' Cajuns or Cajuns

Don't call us Lafayette – We are not Lafayette College in Easton, Pa!

School Colors: Vermillion (PMS 193) & White

Stadium: Cajun Field (Pro Grass Synthetic Turf System)

Stadium Facts: 1st Season: 1971; Capacity 31,000; Nickname: "The Swamp" -playing surface 2' below sea level

Affiliation: NCAA Division I Football Bowl Subdivision; Conference: Sun Belt

President: Dr. E. Joseph Savoie (Louisiana '76)

Interim Director of Athletics: Scott Farmer (Georgia Southern '86)

Athletics Website: www.ragincajuns.com

History

First year of Football: 1901

Seasons Played: 109 Games Played: 1,028

All-Time Record: 481-513-34 (.484)

All-Time Bowl Record: 1-1 (.500)

Last Postseason Appearance: Dec. 12, 1970

Grantland Rice Bowl (Baton Rouge, LA)

Result: Lost to Tennessee State, 26-25

Conference Championships: Seven, last was '05 Sun Belt

Membership in NCAA: Always FBS (formerly I-A)

Louisiana has always been in the FBS (I-A since '78)

Coaching Staff

Football Office Phone: (337) 482-6318

Head Coach

Mark Hudspeth (Delta State '92)

Record at School: First Season

Career Record: First Season in FBS

Assistant Coaches

Reed Stringer (Delta State '01) – Asst. Head Coach, Recruiting Coordinator, Tight Ends Coach

Jay Johnson (Northern Iowa '92) – Offensive Coordinator, Quarterbacks Coach

Mitch Rodrigue (Nicholls State '88) – Running Game Coordinator, Offensive Line Coach

Marquase Lovings (Howard '06) – Running Backs Coach

Jorge Munoz (Bethany College '98) – Wide Receivers Coach

Greg Stewart (Troy '88) – Defensive Coordinator, Linebackers Coach

Tim Edwards (Delta State '91) – Defensive Line Coach

Tim Rebowe (Louisiana State '87) – Safeties Coach

David Saunders (Auburn '82) – Asst. Recruiting Coordinator, Cornerbacks Coach

Troy Wingerter (Louisiana '93) – Director of Football Operations, Pro Liaison

Support Staff

Travis Soileau, Associate Director of Athletic Training (337) 482-6335

Rusty Whitt, Head Strength & Conditioning Coach (337) 482-6315

Lyle Williams, Equipment Manager (337) 482-5768

Darren Walker, Video Coordinator (337) 482-6872

Sports Information

Sports Information Director: Daryl Cetnar
(Football Contact)

Office Phone: (337) 482-6331

Email Address: sportsinfo@louisiana.edu

Asst. SID: Matt Hebert

Office Phone: (337) 482-6330

Email Address: matth@louisiana.edu

Assistant: Cade Sirmans

Office Phone: (337) 482-6329

Email Address: sirmans@louisiana.edu

Direct Fax: (337) 482-6529

Football Press Box: (337) 851-2255

Mailing/Overnight Address: Sports Information;

Cox Communications Athletics Center;

201 Reinhardt Drive; Lafayette, LA 70506

Editor's Note: This prospectus does not include many color images in order to reduce its file size and make it easier to download. Requests for color images can be made in writing to the sports information department.

Head Football Coach Mark Hudspeth



The University of Louisiana formally introduced new head football coach Mark Hudspeth on Monday, December 13, 2010. University President Dr. E. Joseph Savoie officially announced the former Mississippi State passing game coordinator/wide receivers coach as the school's 25th head coach.

In addition to finding success as a head coach, the Louisville, Miss., native has learned from some of the most successful football coaches in the country. A 19-year coaching veteran, Hudspeth brings with him a national championship, four conference championships, eight post-season appearances and four Coach of the Year awards. In nine seasons as a head coach, Hudspeth totaled a 91-21 record.

Hudspeth spent the 2009-10 seasons at Mississippi State, where he helped turn around a football program that had only one winning season in a nine-year span. The Bulldogs finished 2010 with an 8-4 record, earning a Gator Bowl trip vs. Michigan.

Prior to his appointment at Mississippi State, Hudspeth spent seven seasons as the head coach at North Alabama, leading the Lions to a 66-21 record. UNA won a pair of Gulf South Conference championships, made five NCAA playoff appearances and boasted 15 All-Americans. Attendance increased 122% under Hudspeth and the team grade-point-average was raised a full point to 2.76 - the highest team GPA in school history. UNA was ranked for 54 weeks and ranked in the Top 10 for 38 consecutive weeks. Hudspeth's offense averaged over 35 points per game.

In 2008, Hudspeth led UNA to its fourth-consecutive 10-win season, posting a 12-2 record and a berth in the NCAA Division II semifinals. The Lions ranked sixth nationally, scoring 41.3 points per game. In 2007, Hudspeth led the Lions to a 10-2 record and reached the national quarterfinals.

In 2006, the Lions had an 11-1 record, won a GSC title and a spot in the quarterfinals of the Division II playoffs. Hudspeth was selected as the Gulf South Conference Coach of the Year for the second time by his peers and was also the NCAA Division II Region 2 Coach of the Year by the American Football Coaches Association.

In 2005, Hudspeth led a UNA squad that went 11-3 and reached the semifinals of the Division II playoffs for the second time in three years.

The Lions went 4-7 in Hudspeth's first season (2002), but posted a 13-1 record and advanced to the NCAA Division II semifinals in 2003. For his efforts, Hudspeth was named GSC Coach of the Year in just his second season as a collegiate head coach and was the Division II Region 2 Coach of the Year by the AFCA. He coached Will Hall, who won the Harlon Hill Trophy (DII Heisman Trophy).

Prior to his stint at North Alabama, Hudspeth served as the offensive coordinator at the United States Naval Academy in 2001. Hudspeth was the offensive coordinator and strength and conditioning coach at Delta State University from 1999-2000. He helped lead the Statesmen to a NCAA Division II National Championship in 2000 and his offense broke 21 school records, 12 Gulf South Conference records and six NCAA Division II records that year.

Hudspeth served as the head coach at Winston Academy in Louisville, Miss., in 1996 and 1997. He led Winston Academy to a 25-1 record over two seasons including an undefeated record in the regular season.

In 1994-95, Hudspeth served as the wide receivers/tight ends coach and then the running backs coach at Nicholls State. He began his coaching career as a graduate assistant at Central Arkansas from 1992-93, winning the Arkansas Intercollegiate Conference in 1992.

Hudspeth was a four-year letterman at Delta State University from 1987-91. He was the starting safety in 1990 and led the team in interceptions. In 1991, he was the starting quarterback. Hudspeth earned his Bachelor of Arts in Health & Education from Delta State in 1992 and his Master's of Science in Secondary School Administration from Central Arkansas in 1993. Hudspeth was born on November 10, 1968. He is married to the former Tyla McConnell, and has two sons, Gunner and Major, and one daughter, Carley.

Who to watch...on offense

Ladarius Green (TE, Sr., 6-6, 230)

2010 Honors: Second Team All-American by CBSSports.com, Fourth Team All-American by Phil Steele, John Mackey Award Semifinalist, First Team All-Sun Belt

2010 Stats: Receiving 44-794 (18.0ypc) 7TD

Enters the 2011 season ranking seventh in school history in career receiving yards (1,595), tied for fourth all-time in career receiving touchdowns (14) and needs 26 catches to reach fifth all-time in career receptions (currently has 98).

Was named an All-American by CBSSports.com and Phil Steele...Was one of eight semifinalists for the John Mackey Award and a six-time John Mackey TE of the Week Runner-Up...Led all tight ends nationally in receiving yardage (794), receiving yards-per-game (79.4), receiving yards-per-catch (18.0), games with 80 yards or more receiving (7) and receiving touchdowns (7)...Made a catch of 20 yards or longer in all but one game he played, despite being double-teamed on over 90% of his routes...The Cajuns endured three different starting quarterbacks during the season, but Green caught at least one touchdown pass from each...Led all players in the Sun Belt Conference with four 100-yard receiving games and in yards-per-reception (18.0), while ranking second in the SBC among all players - wide receivers included - in receiving yards-per-game and receiving touchdowns...Caught a touchdown pass in seven of 10 games played...Had a season-high seven receptions vs. ASU...Posted 100-yard receiving games in four of the final five contests...Continued late-season dominance with 18 receptions for 334 yards and three touchdowns over the final three games, including a season-high 120 yards in the finale vs. ULM.

The Quarterbacks - Chris Masson (Sr., 6-2, 203) and Blaine Gautier (Jr., 6-0, 205)

Masson 2010 Stats: Passing 148-of-280 (52.9%), 1,842 yards, 11TD (204.7ypc)

Rushing 47-24, 1TD

Gautier 2010 Stats: Passing 45-of-89 (50.6%), 550 yards, 3TD (91.7ypc)

Rushing 77-280, 5TD

Masson has been the Cajuns starter the last two seasons, completing 370 passes for 4,248 yards and 21 passing touchdowns. New head coach Mark Hudspeth opened the door during spring drills for junior Blaine Gautier. The speedy Gautier saw time in 10 games last season, six coming under center, while working in the wildcat formation for several games. Gautier has 669 career passing yards with four touchdowns and 304 career rushing yards with six touchdowns.

Masson is the veteran leader with a strong pocket presence, while Gautier is the gun-slinger that can make things happen with his feet. Hudspeth hasn't tipped his cap on a starter, but the Cajuns offense likely has a adds a few wrinkles depending on the starter.

Brett Baer (K, So., 6-0, 187)

FIELD GOALS	FGM-FGA	Pct	01-19	20-29	30-39	40-49	50-99	Lg	Blk
Baer, Brett	7-7	100.0	0-0	3-3	3-3	1-1	0-0	42	0

Baer wasn't the Cajuns kicker to begin 2010 and will have to work prove to Coach Huspeth that he should keep his job to begin 2011. Baer didn't have a particularly strong spring and will face a challenge from signee Carlos Alvarez.

Since assuming the starting kicking role after the fourth game of the season, Baer was perfect on extra points (23-of-23) and field goals (7-of-7)...He was the only kicker in the SBC perfect on field goal attempts...He connected on a season-long attempt of 42 yards at Troy...Made six of his seven field goals on the road...Was 3-of-5 on onside kick attempts...The Cajuns attempted one field goal or less in 10 of 12 games.

Who to watch...on defense

Dwight Bentley (CB, Sr., 5-11, 173)

		-----Tackles-----				-Sacks-		---Pass Def---			-Fumbles-		Blkd	
DEFENSIVE LEADERS	GP	Solo	Ast	Total	TFL/Yds	No-Yds	Int-Yds	BrUp	QBH	Rcv-Yds	FF	Kick	Saf	
5 Bentley, Dwight	11	48	10	58	3.0-15	0.5-4	1-15	6	

Dwight Bentley has been a three-year starter for the Cajuns, gathering 32 starts in his career...He had at least four tackles in 10 of the 11 games he played last season...Bentley finished fourth on the team in tackles, which was second among Cajuns defensive backs...His top game came with 10 tackles vs. FIU...Made an interception vs. Middle Tennessee...Broke-up six passes, ranking second on the squad, including three against Oklahoma State...Has the potential to be a shut down corner and all-conference player.

Devon Lewis-Buchanan (LB, Sr., 6-2, 210)

		-----Tackles-----				-Sacks-		---Pass Def---			-Fumbles-		Blkd	
DEFENSIVE LEADERS	GP	Solo	Ast	Total	TFL/Yds	No-Yds	Int-Yds	BrUp	QBH	Rcv-Yds	FF	Kick	Saf	
11 Lewis-Buchanan	11	37	26	63	6.0-30	2.5-26	1-29	6	

Devon Lewis-Buchanan is the Cajuns leading returning tackler from 2010...He totaled 63 tackles, making at least three tackles in every game he played and had five or more tackles in six games...Lewis-Buchanan made 11 tackles, including three tackles-for-loss and an interception at Troy...He also posted six tackles-for-loss, 2.5 sacks and six pass break-ups. The senior linebacker will be moved around a lot in the Cajuns new defense, providing ample opportunities to get to the quarterback and stop opposing running backs in the backfield.

Bernard Smith (DE, Sr., 6-3, 235)

		-----Tackles-----				-Sacks-		---Pass Def---			-Fumbles-		Blkd	
DEFENSIVE LEADERS	GP	Solo	Ast	Total	TFL/Yds	No-Yds	Int-Yds	BrUp	QBH	Rcv-Yds	FF	Kick	Saf	
44 Smith, Bernard	11	15	16	31	6.0-25	2.0-13	.	.	1	.	1	.	.	

A very inconsistent player in 2010, but has the ability to be a disruptive force in the opponent's backfield...Had 12 tackles, four tackles-for-loss, 1.5 sacks and a forced fumble through the first three games of the season, but notched only nine tackles with no TFL's or sacks in the next five games...Showed an increased motor during the spring and could be in line for a breakout senior season.

Lionel Stokes (S, Sr., 5-10, 180)

		-----Tackles-----				-Sacks-		---Pass Def---			-Fumbles-		Blkd	
DEFENSIVE LEADERS	GP	Solo	Ast	Total	TFL/Yds	No-Yds	Int-Yds	BrUp	QBH	Rcv-Yds	FF	Kick	Saf	
24 Stokes, Lionel	12	39	20	59	2.0-8	.	3-0	.	1	1-0	.	.	.	

Emergued as a leader in the Cajuns secondary over the second half of the 2010 season and in 2011 spring drills...Tallied just five total tackles thru the first four games of the season, but had at least six tackles in each game the rest of the season ...Placed third on the team in tackles...Named the starting free safety six games into the season...Finished the final eight games with 54 tackles, three interceptions, 1.5 tackles-for-loss and a fumble recovery.

Post-Spring Outlook

The Cajuns entered spring football at the beginning of a new era under head coach Mark Hudspeth. Hudspeth brought a renewed energy and enthusiasm to the Cajuns spring workouts and decided every position was an open competition.

He used 15 spring practice dates to analyze the Cajuns talent and decide the best scheme for the team to run on both sides of the ball.

The biggest questions surrounded how well the team would pick-up the new system installed by Hudspeth and his coaching staff. Those questions were answered with a resonating eagerness, interest and vigor. While some starting positions were claimed, several tightly contested position battles remain and will have to be settled in the fall.

Among the open position battles, the starting quarterback will not be named until the fall. Nearly all of the offensive positions have openings, including running back, offensive guard and wide receiver. On defense, the Cajuns starting linebackers have not been named and there is still open competition at free safety.

Hudspeth was extremely impressed with the defensive back trio of Dwight "Bill" Bentley, Lionel Stokes and Melvin White. Hudspeth commented during the spring that they will be "the strongest part of our defense". He also noted that he expects a lot from senior defensive tackle Derreck Dean and thinks senior defensive end Bernard Smith "has a chance to be one of the best defensive linemen in the conference".

Offensively, Hudspeth was impressed with several wide receivers, commenting that the group has "multiple playmakers". Hudspeth also noted the improvement of the offensive line and quarterbacks.

Seniors Nate Douglas, Tyrell Gaddies, Le'Marcus Gibson and Devon Lewis-Buchanan missed most or all of spring due to injury. Hudspeth specifically noted that those defensive players will be counted on heavily to contribute in the fall.

Offensive Outlook

The Cajuns were a dominate run team from 2005-08, but quickly transitioned to a spread offense in 2009-10. New coordinator Jay Johnson was known for his powerful rushing offense at Southern Miss and for his wide open passing attack at Central Michigan. In determining his offense with the Cajuns, Johnson is leaving his options open.

Look for the team to, at least early in the season, have a split attack of run and pass. With several newcomers expected to make an impact offensively, the offense might be a constantly evolving force. Once Johnson gets a feel for the Cajuns personnel, the offense should mirror the team's strengths. Ideally, Johnson wants his offense to remain as balanced as possible, thriving off of play-action.

In the end, the offense will likely blend with what the Cajuns starting quarterback does best.

Quarterbacks

-Due to injuries, the Cajuns started three different signal callers in 2010 and each found success.

-A competitive spring battle left Chris Masson and Blaine Gautier in the hunt to still earn the starting nod this fall. The Cajuns could implement a two-quarterback system, allowing the team to feature both players. Masson is the more polished passer, while Gautier is a dynamic runner.

-Brad McGuire fell behind in the spring due to minor injuries, but remains a viable back-up. Last season, he replaced an injured Masson at Ohio after one series and threw for 384 yards and two scores.

- Masson started nine games. He has good pocket presence, experience, shows excellent senior leadership and does a good job managing the game.
- Masson led the team with 1,842 yards and 11 touchdowns. He threw for over 300 yards and two scores three times in 2010 (at North Texas, vs. Oklahoma State, at La.-Monroe) and the Cajuns were 2-1 in those games.
- Gautier can make plays with his arm and his legs, as he became the 6th quarterback in school history to pass for 100 yards and rush for 100 yards in the same game. In only his second career start (vs. FIU), Gautier threw for 186 yards and ran for 112 against the Golden Panthers.
- Under center for six games, Gautier collected 550 yards passing, while running for 280 yards at quarterback/wildcat in eight games.
- Gautier's lack of game experience is his biggest pitfall. In 89 passing attempts, he was sacked 12 times and threw six interceptions. He needs to become more consistent if he is to lead the offense.
- McGuire missed the first four games of the season with an injury, but returned as a back-up quarterback and short-yardage runner.
- McGuire is a multi-faceted player, much bigger and stronger than the Cajuns other quarterbacks. He is a leader with intangible qualities the team rallies around.
- His ability to move around within the offense means the coaching staff is likely to find room for him on the field in some capacity.
- Despite having the "weakest" arm of the three quarterbacks, McGuire's average yards per pass in 2010 was much better than the other two starting quarterbacks. (McGuire 16.0/pass, long 48; Masson 12.5/pass, long 82; Gautier 12.2/pass, long 63)
- Junior Brady Thomas is a solid player that knows the position. He adds good depth to the team.
- Sophomore Terrence Broadway has promise, but despite a pending appeal, will likely sit out 2011 after transferring from Houston.
- Redshirt freshman Blake Hollingsworth is still progressing.

Running Backs

- The Cajuns running game was erratic in 2010, despite attempting more than 30 rushes in seven different games.
- The team managed to rush for over 100 yards in just four games, winning only once (43-224 vs. Arkansas State). The ground game took a major hit when junior college transfer Kevis Streater (17 carries for 144 yards through three games) was severely injured in the fourth game of the year. Streater's knee injury ended his career.
- Oddly, the team hit the win column in two of its' worst rushing games (25-41 at North Texas and 24-48 at La.-Monroe).
- Of the 14 rushing touchdowns, 11 were scored by the Cajuns quarterbacks.
- True freshman Aaron Spikes had 339 yards on 103 carries (3.3ypc) to lead the team. He was more effective catching the ball out of the back field with 23 receptions for 398 yards and six scores.
- Spikes needs to continue to improve as a runner, as the team will look for backs to run inside the tackles.
- Fellow true frosh Rob Walker was third on the team with 162 yards on 50 carries (3.2ypc).
- Walker had a fantastic spring, showing the ability to run in the trenches.
- Junior Yobes Walker is a strong, physical runner who has experience and will provide good depth.
- The team signed four very highly touted prep running backs. There is potential for the newcomers to see playing time, but it will be determined in the fall on a case-by-case basis.
- The Cajuns will use the fullback position primary as blockers in jumbo and protection packages.

Wide Receivers/Tight Ends

- The Cajuns wide receivers were widely inconsistent in 2010, allowing the team's All-American tight end Ladarius Green and freshman running back Aaron Spikes to finish first and second in receptions, yards and touchdowns, respectively.
- Green was named an All-American by CBSSports.com and Phil Steele. The John Mackey Award Semifinalist enters the 2011 season seventh in school history in career receiving yards (1,595), tied for fourth all-time in

career receiving touchdowns (14) and needs 26 catches to reach fifth all-time in career receptions (currently has 98).

-Green led all tight ends nationally in receiving yardage (794), receiving yards-per-game (79.4), receiving yards-per-catch (18.0), games with 80 yards or more receiving (7) and receiving touchdowns (7). He made a catch of 20 yards or longer in all but one game he played, despite being double-teamed on over 90% of his routes. Green topped all players in the Sun Belt Conference with four 100-yard receiving games and in yards-per-reception (18.0), while ranking second in the SBC among all players - wide receivers included - in receiving yards-per-game and receiving touchdowns. He caught a touchdown pass in seven of 10 games played and posted 100-yard receiving games in four of the final five contests.

-Look for the new Cajuns coaching staff to use Green in various offensive formations. They will look to get him the ball and exploit mismatches the six-foot-six tight end creates with his speed and athleticism.

-Junior Javone Lawson was having a nice season until a season-ending injury cut his campaign short at the midpoint. He posted 271 yards on 19 catches, with his total receptions increasing each game.

-True freshmen Darryl Surgent and James Butler showed progress, combining for 21 receptions and 355 yards.

-Lawson, Surgent and Butler will be the Cajuns main vertical weapons.

-Senior Andrew Joseph is a solid slot receiver. He had 22 receptions for 238 yards and one TD in 2010.

-Senior Pierre Hill will also see time in the slot (17-204), but he missed spring practice and fell behind.

-Incoming JUCO Harry Peoples will add depth. Peoples, along with three prep signees, provide an influx of talent that will compete to play.

-Sophomore tight ends Jacob Maxwell and Ian Thompson each had solid springs. The offense has faith in all the tight ends to block when required and make plays offensively when called upon to do so.

Offensive Line

-The offensive line lost three senior starters for the second straight season, leaving little experience behind.

-The line is very young, with only five players having FBS playing time, but inexperienced talent can be found.

-Depth is thin, meaning the team will be forced to count on a few of the three redshirt freshmen and six signees.

-The Cajuns will be forced to start at least one rookie offensive lineman, but the group won't hold back the coaches decisions on scheme and tempo. The goal is to get the unit to play as a whole and come together, playing in sync with the offense.

-Senior Kyle Plouhar has the most game experience of the group, but has taken only 633 snaps in his 29 career games played.

-Junior Jaron Odom (6-foot-7, 330 pounds) hasn't missed a game in two seasons and has over 1,000 snaps under his belt. Like Plouhar, he has played both guard and tackle.

-Junior Leonardo Bates has played in 19 games, seeing 813 snaps. He lost weight heading into the spring and the results were evident. Bates impressed the coaching staff tremendously.

-Sophomore Andre Huval moves to center after appearing in nine games as a true freshman. Huval showed flashes in 2010 and will have to continue to mature at an accelerated rate.

-Sophomore Danielle Lemelle has experience, but just barely, playing 11 snaps at the end of a game last season.

-Redshirt Daniel Quave emerged during the spring as an up-and-coming lineman.

-Incoming JUCO Brandon Bender has the best shot of all newcomers to help the team, as he matured to an All-MACJC South Division selection and MACJC All-Star game participant in 2010.

-The coaching staff likes the future of the five incoming prep linemen, but only fall camp will reveal if any are ready for playing time in 2011.

Defensive Outlook

The Ragin' Cajuns have used a base 4-3 defense for years, but began to periodically show 3-4 looks beginning in 2009 when current Tennessee Titans defensive end Hall Davis would occasionally play upright at the snap.

New defensive coordinator Greg Stewart likes his defense to give multiple pre-snap looks. His hybrid 4-3 base can give a 3-4, 4-3, 5-2 or an eight-man front look without changing personnel. The goal is to confuse the quarterback pre-snap without sacrificing the ability to stop the run or get to the quarterback.

With pressure packed defensive schemes, the defensive line and linebackers are expected to work in rotation. Luckily the Cajuns have the depth up front to roll players without a drop in talent.

The team used spring practice to prepare for the new schemes. With little experience in the system, Stewart believes his players will develop a better feel for his defense with more practice reps.

Defensive Line

- The Cajuns have terrific depth along the defensive front, leaning on more than three deep during spring drills.
- The tackles blend a mix of experienced players with fresh faces. Senior Derreck Dean is the elder statesman of the group, playing in 36 career games. He is backed-up by less experienced sophomore Brandon McCray (10 games played) and junior Ben Duhon (three games played). McCray and Duhon saw their first collegiate action in 2010, combining for nine tackles.
- The other tackle position will be up for grabs in the fall. LSU-transfer Cordian Hagans didn't do enough in spring drills to lock down a starting position. Redshirt freshman Darrel Green showed promise and earned a spot on the depth chart. Senior Tyrell Gaddies has 24 games of experience, but missed all of spring practice due to injury. He must quickly learn the new system in the fall to get added into the mix. Regardless of who is named the starter, look for all three players to see playing time.
- The defensive ends line-up three deep on each side led by senior Bernard Smith. Smith had a terrific spring and impressed his coaches, showing he can be a dominant player. Smith was inconsistent in 2010, but still tallied six tackles-for-loss (T-3rd on team) and two sacks (T-4th on team).
- Behind Smith is junior Emeka Onyenekwu and redshirt freshman Aaron Thibodaux. Onyenekwu took a big stride from his redshirt season to last year's sophomore campaign. He led the team with 3.5 sacks and was second with 6.5 tackles-for-loss. If his spring performance is any indication, Onyenekwu should have a terrific 2011. Thibodaux is young and still developing, but can run well and should contribute.
- The other defensive end position features the strong and athletic trio of senior Chris Tucker, sophomore Justin Anderson and senior Nate Douglas. The three combined for 76 tackles, 10 tackles-for-loss and 5.5 sacks in 2010. Tucker seemed to improve as the season progressed, using experience to mature from the JUCO ranks. Anderson also improved his play later in the year after missing the first two games of the season still recovering from a broken leg in the spring of 2010. Douglas, a high-motor player who missed all of 2009, returned close to his 2008 form, giving him 10 tackles-for-loss and 5.5 sacks in 23 career games. He gave the new coaches a glimpse of his talent before missing most of the spring with an injury.

Linebackers

- Eight linebackers should see playing time in a rotation.
- The Cajuns will move around their strong-side linebacker quite a bit, putting Devon Lewis-Buchanan, Brandon Nash and Andrew Hebert in position to make plays in the backfield. Lewis-Buchanan is the top returner on defense and a veteran of 33 career games. He recorded 63 tackles, six tackles-for-loss, 2.5 sacks, six pass break-ups and an interception last season. Nash and Hebert got their feet wet as redshirt freshmen, combining for 42 tackles, 2.5 TFL's, two forced fumbles and one sack. They both showed good promise in the fall and continued to improve throughout spring drills.
- The other two linebacker positions are interchangeable, meaning five players occupy two spots. Lance Kelley and Richard Brooks are the leading candidates to start. Brooks was snake bit by injuries his first two seasons, but saw time in 10 games in 2010. He's been a good player when healthy, totaling 68 tackles in 20 career games. Kelley came to the Cajuns as a wide receiver, but has played strong safety the past two seasons. He finished seventh on the team in total tackles in 2010, one year after ranking tenth. Durability will be a concern for both seniors, as both Brooks and Kelley have each missed 16 games over the last three years.
- Transfer Jelani Smith and true freshmen Jacob Molbert and Trae Johnson will compete for playing time. Smith sat out all of 2010 after transferring from Arkansas. He did gain some experience in 2008 and 2009, playing in nine games with the Razorbacks, making two starts. Both Molbert and Johnson enrolled in class for the Spring 2010 semester and enjoyed the benefits of spring drills to get acclimated to the Cajuns schemes. Johnson, who graduated from high school early, is way ahead of the curve for a freshman. Molbert, who

graduated from high school in May 2010, sat out the fall and needed the time in the spring to get back into a football rhythm.

Secondary

- Since the Cajuns will put more bodies in the box than the offense can block, the secondary will be tested in coverage. Three experienced seniors in Dwight Bentley, Lionel Stokes and Melvin White have proven to be difference makers on the field.
- Coach Hudspeth was most impressed with the secondary over any other position during spring drills.
- The starting corner spots are locked down by Bentley and White. Bentley has started 32 games over the past three seasons and boasts 161 tackles, 14 pass break-ups, eight tackles-for-loss and four interceptions in his career. White hasn't missed a game in two seasons and has a pair of starts to his credit. Although not as experienced as Bentley, White has logged significant minutes and is tough match-up for opposing receivers at 6-foot-3, 190 pounds.
- The team lacks suitable back-ups due to inexperienced depth. Redshirt freshman Trevence Patt was the only other scholarship corner to participate in spring drills. Patt projects as the team's nickel back. The team will need JUCO transfer Jemarious Moten to step in and contribute immediately. Junior Rodney Gillis has missed two seasons recovering from multiple ACL surgeries, leaving his status uncertain. True freshman Dexter Aucoin may have to play whether he is ready or not.
- Stokes emerged as the leader of the defense with a stellar spring. He will set the coverage on the field from his safety position. Stokes was third on the team in 2010 with 59 tackles and led the squad with three interceptions. He was outstanding during spring drills, giving the coaching staff a great deal of confidence.
- The other safety position is wide open. Sophomore Cooper Gerami battled with redshirt freshman Earnest Gardner all spring but neither could distance themselves. Gerami played in all 12 games a year ago, starting the final five. He placed eighth on the team in tackles and recorded one interception. The unsettled picture will be further muddled with the return of senior Le'Marcus Gibson. Gibson was highly effective when on the field, posting 23 tackles and two interceptions. He played in just six games (two starts), missing the final five games and all of the spring recovering from a knee injury.

Special Teams

- The Cajuns lost their all-conference punter, a four-year starter, to graduation. Kicker Brett Baer, who assumed the placekicking role midway through the season, was the lone kicker/punter on the roster in the spring. Baer was 7-for-7 on field goal attempts in 2010. He struggled in the spring, but it should come as no surprise since he's never been consistent in practice.
- Incoming freshman Carlos Alvarez will compete in fall camp for both punting and kicking duties.
- Don't rule out the team bringing in another punter, kicker or both to compete in fall camp.
- Matt Rosenbalm earned his first letter as a deep snapper last season and will again handle the long snapping duties. Back-up John Broussard is a redshirt freshman.
- No player on the team has ever returned a punt at the Division I FBS level. Incoming JUCO Harry Peoples is expected to be the primary punt returner. Sophomore wide receiver Darryl Surgent was the leading punt returner in the spring.
- Four players rotated in the spring on kickoff return, including Surgent, Javone Lawson, Robert Walker and Aaron Spikes. Lawson returned seven kickoffs for 135 yards as a freshman in 2009 and three for 61 yards last season. Surgent led the team in 2010 with 31 kickoff returns for 629 yards and one touchdown. Spikes had eight returns for just 91 yards, while Walker had four returns for just 61 yards. The team concentrated heavily on blocking schemes and personnel in the spring, with more work to be done in the fall.
- Quarterbacks Chris Masson and Brad McGuire will serve as the team's holders.

2011 Ragin' Cajuns Depth Chart

Offense

LT

Leonardo Bates
Jarad Martin

LG

Kyle Plouhar
Trace Wilson **OR**
Brandon Bender

C

Andre Huval
Daniel Lemelle

RG

Daniel Quave
Marvin Martin

RT

Jaron Odom
Sheldon Brown

WR-X

Javone Lawson
Darryl Surgent

WR-H

Andrew Joseph
Harry Peoples

QB

Chris Masson **OR**
Blaine Gautier
Brad McGuire

TE

Ladarius Green
Ian Thompson
Jacob Maxwell

WR-Z

James Butler
Boris Anyama
Ross Goodlett

RB

Robert Walker **OR**
Yobes Walker **OR**
Aaron Spikes

FB

Brad McGuire
Fred Okoye

Defense

DE

Bernard Smith
Emeka Onyenekwu **OR**
Aaron Thibodaux

DT

Cordian Hagans
Darrell Green **OR**
Tyrell Gaddies

DT

Derreck Dean
Brandon McCray **OR**
Ben Duhon

DE

Chris Tucker
Justin Anderson **OR**
Nate Douglas

SLB

Devon Lewis-Buchanan
Brandon Nash **OR**
Andrew Hebert

MLB

Richard Brooks **OR**
Brandon "Trae" Johnson

WLB

Lance Kelley
Jelani Smith
Jake Molbert

CB

Dwight "Bill" Bentley
Jemarlous Moten
Rodney Gillis

SS

Lionel Stokes
Earnest Gardner

FS

Le'Marcus Gibson **OR**
Cooper Gerami

CB

Melvin White
Trevence Patt

Special Teams

DS

Matt Rosenbalm
John Broussard

K

Brett Baer
Carlos Alvarez

L-KR

Darryl Surgent **OR**
Javone Lawson

R-KR

Robert Walker **OR**
Aaron Spikes **OR**
Dwight "Bill" Bentley

H

Chris Masson **OR**
Brad McGuire

P

Brett Baer
Carlos Alvarez

PR

Harry Peoples
Darryl Surgent

Ragin' Cajuns Coaching Staff

Head Coach: Mark Hudspeth (Delta State '92)
OC & QB: Jay Johnson (Northern Iowa '92)
RGC & OL: Mitch Rodrigue (Nicholls State '88)
WR: Jorge Munoz (Bethany College '98)
RB: Marquase Lovings (Howard '06)
AHC, RC & TE: Reed Stringer (Delta State '01)

DC & LB: Greg Stewart (Troy '88)
DL: Tim Edwards (Delta State '91)
CB: David Saunders (Auburn '82)
S: Tim Rebowe (Louisiana State '87)
GA's: Ryan Conway (Off.) & Tommy Rybecki (Def.)

DEPTH CHART current as of 4/11/11

2011 RAGIN' CAJUNS ALPHABETICAL FOOTBALL ROSTER

<u>No.</u>	<u>Name</u>	<u>Pos.</u>	<u>Ht.</u>	<u>Wt.</u>	<u>Cl.-Exp.</u>	<u>Hometown</u>	<u>High School (Last School)</u>
34	R Anderson, Justin	DE	6-3	240	So.-1L	Foley, AL	Foley
84	W Anyama, Boris	WR	6-3	204	Fr.-RS	Stafford, TX	Stafford
40	W Baer, Brett	K	6-0	187	Jr.-2L	Brandon, MS	Brandon
41	W Banks, Joel	RB	6-0	215	So.-Sq.	Destrehan, LA	Destrehan
50	R Barnfield, Nick	DE	6-3	230	So.-Sq.	Destrehan, LA	Destrehan
72	W Bates, Leonardo	G	6-5	316	Jr.-1L	New Orleans, LA	L.W. Higgins
49	R Benoit, Kyron	LB	6-1	237	Sr.-2L	Crowley, LA	Crowley
5	R Bentley, Dwight "Bill"	CB	5-11	173	Sr.-3L	Pahokee, FL	Pahokee (Dodge City CC)
43	R Broadnax, Jesse	LB	6-5	230	Jr.-1L	Pensacola, FL	Pine Forest
2	B Broadway, Terrance	QB	6-1	205	So.-Tr.	Baton Rouge, LA	Capitol Hill Academy (Houston)
56	R Brooks, Richard	LB	6-2	240	Sr.-2L	Mesquite, TX	West Mesquite
54	W Broussard, John	DS	6-1	195	Fr.-RS	Lafayette, LA	Lafayette
65	W Brown, Sheldon	T	6-3	325	Sr.-Sq.	Harvey, LA	Archbishop Shaw
31	R Burnette, Winston	SS	6-3	210	So.-Sq.	Baton Rouge, LA	Woodlawn
83	W Butler, James	WR	6-3	196	So.-1L	Luling, LA	Hahnville
24	W Christian, Billy	WR	5-11	180	So.-Sq.	Sulphur, LA	St. Louis Catholic
36	R Comminie, Blake	DE	6-1	245	Jr.-JC	Edgard, LA	West Saint John (Mississippi Delta CC)
90	R Dean, Derreck	DT	5-11	287	Sr.-3L	New Orleans, LA	McDonogh 35
25	R Derousselle, Lance	S	6-0	192	Fr.-Tr.	Breaux Bridge, LA	Breaux Bridge (Louisiana College)
58	R Douglas, Nate	DE	6-2	248	Sr.-2L	Milton, FL	Milton
64	R Duhon, Ben	DT	5-11	280	Jr.-Sq.	Slidell, LA	Salmen
29	R Faber, Chris	S	6-3	178	Fr.-RS	Lafayette, LA	Teurlings Catholic
20	R Ferguson, Eric	CB	5-11	190	Jr.-Sq.	Arlington, TX	Sam Houston (Oklahoma Panhandle State)
22	W Fowler, Deon	WR	5-9	175	Fr.-RS	Monroe, LA	West Monroe
92	R Fuselier, Blake	DL	5-11	253	Fr.-RS	Youngsville, LA	Comeaux
99	R Gaddies, Tyrell	DE	6-3	272	Sr.-2L	New Orleans, LA	Eisenhower (TX) (Coffeyville CC)
27	R Gardner, Earnest	SS	6-1	192	Fr.-RS	Baton Rouge, LA	Tara
17	B Gautier, Blaine	QB	6-0	205	Jr.-2L	Paulina, LA	Lutcher
38	R Gerami, Cooper	FS	6-0	205	So.-1L	Lafayette, LA	St. Thomas More (Northwestern)
30	R Gibson, Le'Marcus	SS	6-0	210	Sr.-1L	Starkville, MS	Harrison Central (Hawaii/Miss. Gulf Coast CC)
23	R Gillis, Rodney	CB	5-11	186	Jr.-Sq.	Fort Lauderdale, FL	St. Thomas Aquinas
15	W Goodlett, Ross	WR	6-0	189	Sr.-1L	Mandeville, LA	Fontainebleau
62	R Green, Darrell	DT	6-2	285	Fr.-RS	Austin, TX	Austin
89	W Green, Ladarius	TE	6-6	230	Sr.-3L	Pensacola, FL	Booker T. Washington
93	R Hagans, Cordian	DT	6-5	305	Jr.-Tr.	Snellville, GA	Northview (Louisiana State)
48	R Hebert, Andrew	LB	6-2	210	So.-1L	Lafayette, LA	Teurlings Catholic
4	W Hebert, Shawn	WR	5-11	180	Fr.-RS	Youngsville, LA	Comeaux
3	W Hill, Pierre	WR	6-0	166	Sr.-3L	New Orleans, LA	Archbishop Shaw
16	B Hollingsworth, Blake	QB	6-2	205	Fr.-RS	Baton Rouge, LA	University
71	W Huval, Andre	C	6-2	310	So.-1L	Scott, LA	St. Thomas More
39	R Johnson, Brandon "Trae"	LB	6-1	225	Fr.-HS	Mendenhall, MS	Mendenhall
18	W Joseph, Andrew	WR	5-10	167	Sr.-2L	Royal Palm Beach, FL	Glades Day School (Coffeyville CC)
5	W Julien, Chase	FB	5-9	196	Fr.-RS	Loreauville, LA	Loreauville
21	R Kelley, Lance	SS	6-3	199	Sr.-3L	Lafayette, LA	St. Thomas More
21	W Kensey, Brandon	WR	5-9	175	So.-Sq.	Baton Rouge, LA	McKinley
82	W Lawson, Javone	WR	6-1	183	Jr.-2L	Harvey, LA	Helen Cox
78	W Lemelle, Daniel	G	6-3	285	So.-Sq.	Beaumont, TX	Ozen
11	R Lewis-Buchanan, Devon	LB	6-2	210	Sr.-3L	Riviera Beach, FL	Suncoast
63	W Martin, Jarad	OL	6-5	280	Fr.-RS	Harvey, LA	West Jefferson
66	W Martin, Marvin	OL	6-3	300	Fr.-RS	Sorrento, LA	St. Amant
7	B Masson, Chris	QB	6-2	203	Sr.-3L	Miami, FL	Christopher Columbus
86	W Maxwell, Jacob	TE	6-4	225	So.-1L	Pearl River, LA	Pearl River
96	R McCray, Brandon	DT	6-4	292	So.-1L	Merritt Island, FL	Merritt Island
8	B McGuire, Brad	QB	6-2	225	Sr.-3L	Gulf Breeze, FL	Gulf Breeze

57	R	Molbert, Jake	LB	6-2	220	Fr.-HS	Rayne, LA	Notre Dame
55	R	Nash, Brandon	LB	5-11	208	So.-1L	Baton Rouge, LA	Redemptorist
76	W	Odom, Jaron	G	6-7	350	Jr.-2L	Fort Lauderdale, FL	Boyd Anderson
48	W	Okoye, Fred	FB	6-1	243	Jr.-Sq.	Lafayette, LA	Comeaux
45	R	Onyenekwu, Emeka	DE	6-5	237	Jr.-1L	New Orleans, LA	McKinley
26	R	Patt, Trevence	CB	6-0	175	Fr.-RS	Lafayette, LA	Breaux Bridge
74	W	Plouhar, Kyle	G	6-7	300	Sr.-3L	Mandeville, LA	Fontainebleau
95	R	Pryer, Benay	DT	6-6	296	Jr.-Sq.	Baton Rouge, LA	Belaire (Kilgore (TX) JC)
67	W	Quave, Daniel	OL	6-4	330	Fr.-RS	Gautier, MS	Gautier
61	W	Rosenbalm, Matt	DS	6-2	275	Jr.-1L	Cumming, GA	Forsyth Central
52	R	Sager, Christian	LB	6-0	220	Fr.-RS	Monroe, LA	St. Frederick
33	R	Sam, Kendall	S	6-0	185	So.-Tr.	Eunice, LA	Eunice (Louisiana College)
44	R	Smith, Bernard	DE	6-3	235	Sr.-1L	Atlanta, GA	Mays (Northeast Mississippi CC)
16	R	Smith, Jelani	LB	6-0	215	Jr.-Tr.	Abbeville, LA	Abbeville (Arkansas)
20	W	Spikes, Aaron	RB	5-10	195	So.-1L	Dallas, TX	L.G. Pinkston
24	R	Stokes, Lionel	FS	5-10	180	Sr.-1L	Columbia, MS	East Marion (Copiah-Lincoln CC)
35	R	Stover, Hunter	K/LB	6-1	212	Fr.-RS	Abbeville, LA	Notre Dame
87	W	Surgent, Darryl	WR	6-0	182	So.-1L	Alexandria, LA	Alexandria
80	W	Theriot, Layne	WR	5-9	167	Fr.-RS	Breaux Bridge, LA	Breaux Bridge
37	R	Thibodaux, Hunter	S	5-8	195	So.-Sq.	Lafayette, LA	Acadiana
54	R	Thibodeaux, Aaron	DE	6-3	235	Fr.-RS	Monroe, LA	St. Frederick
13	B	Thomas, Brady	QB	6-3	190	Jr.-Sq.	Aledo, TX	Aledo
85	W	Thompson, Ian	TE	6-4	230	So.-1L	Kernersville, NC	East Forsyth
59	R	Tolliver, Jeremy	LB	5-10	198	Jr.-Sq.	Baton Rouge, LA	Tara (Hinds CC/Arkansas Baptist)
53	R	Tucker, Christopher	DE	6-2	260	Sr.-1L	Rosedale, MS	West Bolivar (Coahoma CC)
46	R	Vernotzy, Taylor	LB	6-1	205	So.-Sq.	Sugar Land, TX	Clements
6	W	Walker, Robert	RB	5-8	183	So.-1L	Mamou, LA	Mamou
26	W	Walker, Yobes	FB	5-11	200	Jr.-1L	Houston, TX	Brazoswood
22	R	White, Melvin	CB	6-3	190	Sr.-2L	Freeport, TX	Brazosport
19	R	Williams, Eddie	CB	5-10	165	Fr.-RS	Harvey, LA	Helen Cox
60	W	Wilson, Trace	G	6-1	255	Jr.-1L	Placentia, CA	El Dorado

2011 RAGIN' CAJUNS NUMERICAL FOOTBALL ROSTER

<u>No.</u>	<u>Name</u>	<u>Pos.</u>	<u>Ht.</u>	<u>Wt.</u>	<u>Cl.-Exp.</u>	<u>Hometown</u>	<u>High School (Last School)</u>
2	B Broadway, Terrance	QB	6-1	205	So.-Tr.	Baton Rouge, LA	Capitol Hill Academy (Houston)
3	W Hill, Pierre	WR	6-0	166	Sr.-3L	New Orleans, LA	Archbishop Shaw
4	W Hebert, Shawn	WR	5-11	180	Fr.-RS	Youngsville, LA	Comeaux
5	R Bentley, Dwight "Bill"	CB	5-11	173	Sr.-3L	Pahokee, FL	Pahokee (Dodge City CC)
5	W Julien, Chase	FB	5-9	196	Fr.-RS	Loreauville, LA	Loreauville
6	W Walker, Robert	RB	5-8	183	So.-1L	Mamou, LA	Mamou
7	B Masson, Chris	QB	6-2	203	Sr.-3L	Miami, FL	Christopher Columbus
8	B McGuire, Brad	QB	6-2	225	Sr.-3L	Gulf Breeze, FL	Gulf Breeze
11	R Lewis-Buchanan, Devon	LB	6-2	210	Sr.-3L	Riviera Beach, FL	Suncoast
13	B Thomas, Brady	QB	6-3	190	Jr.-Sq.	Aledo, TX	Aledo
15	W Goodlett, Ross	WR	6-0	189	Sr.-1L	Mandeville, LA	Fontainebleau
16	B Hollingsworth, Blake	QB	6-2	205	Fr.-RS	Baton Rouge, LA	University
16	R Smith, Jelani	LB	6-0	215	Jr.-Tr.	Abbeville, LA	Abbeville (Arkansas)
17	B Gautier, Blaine	QB	6-0	205	Jr.-2L	Paulina, LA	Lutcher
18	W Joseph, Andrew	WR	5-10	167	Sr.-2L	Royal Palm Beach, FL	Glades Day School (Coffeyville CC)
19	R Williams, Eddie	CB	5-10	165	Fr.-RS	Harvey, LA	Helen Cox
20	R Ferguson, Eric	CB	5-11	190	Jr.-Sq.	Arlington, TX	Sam Houston (Oklahoma Panhandle State)
20	W Spikes, Aaron	RB	5-10	195	So.-1L	Dallas, TX	L.G. Pinkston
21	R Kelley, Lance	SS	6-3	199	Sr.-3L	Lafayette, LA	St. Thomas More
21	W Kensey, Brandon	WR	5-9	175	So.-Sq.	Baton Rouge, LA	McKinley
22	R White, Melvin	CB	6-3	190	Sr.-2L	Freeport, TX	Brazosport
22	W Fowler, Deon	WR	5-9	175	Fr.-RS	Monroe, LA	West Monroe
23	R Gillis, Rodney	CB	5-11	186	Jr.-Sq.	Fort Lauderdale, FL	St. Thomas Aquinas
24	R Stokes, Lionel	FS	5-10	180	Sr.-1L	Columbia, MS	East Marion (Copiah-Lincoln CC)
24	W Christian, Billy	WR	5-11	180	So.-Sq.	Sulphur, LA	St. Louis Catholic
25	R Derousselle, Lance	S	6-0	192	Fr.-Tr.	Breaux Bridge, LA	Breaux Bridge (Louisiana College)
26	R Patt, Trevence	CB	6-0	175	Fr.-RS	Lafayette, LA	Breaux Bridge
26	W Walker, Yobes	FB	5-11	200	Jr.-1L	Houston, TX	Brazoswood
27	R Gardner, Earnest	SS	6-1	192	Fr.-RS	Baton Rouge, LA	Tara
29	R Faber, Chris	S	6-3	178	Fr.-RS	Lafayette, LA	Teurlings Catholic
30	R Gibson, Le'Marcus	SS	6-0	210	Sr.-1L	Starkville, MS	Harrison Central (Hawaii/Miss. Gulf Coast CC)
31	R Burnette, Winston	SS	6-3	210	So.-Sq.	Baton Rouge, LA	Woodlawn
33	R Sam, Kendall	S	6-0	185	So.-Tr.	Eunice, LA	Eunice (Louisiana College)
34	R Anderson, Justin	DE	6-3	240	So.-1L	Foley, AL	Foley
35	R Stover, Hunter	K/LB	6-1	212	Fr.-RS	Abbeville, LA	Notre Dame
36	R Comminie, Blake	DE	6-1	245	Jr.-JC	Edgard, LA	West Saint John (Mississippi Delta CC)
37	R Thibodaux, Hunter	S	5-8	195	So.-Sq.	Lafayette, LA	Acadiana
38	R Gerami, Cooper	FS	6-0	205	So.-1L	Lafayette, LA	St. Thomas More (Northwestern)
39	R Johnson, Brandon "Trae"	LB	6-1	225	Fr.-HS	Mendenhall, MS	Mendenhall
40	W Baer, Brett	K	6-0	187	Jr.-2L	Brandon, MS	Brandon
41	W Banks, Joel	RB	6-0	215	So.-Sq.	Destrehan, LA	Destrehan
43	R Broadnax, Jesse	LB	6-5	230	Jr.-1L	Pensacola, FL	Pine Forest
44	R Smith, Bernard	DE	6-3	235	Sr.-1L	Atlanta, GA	Mays (Northeast Mississippi CC)
45	R Onyenekwu, Emeka	DE	6-5	237	Jr.-1L	New Orleans, LA	McKinley
46	R Vernotzy, Taylor	LB	6-1	205	So.-Sq.	Sugar Land, TX	Clements
48	R Hebert, Andrew	LB	6-2	210	So.-1L	Lafayette, LA	Teurlings Catholic
48	W Okoye, Fred	FB	6-1	243	Jr.-Sq.	Lafayette, LA	Comeaux
49	R Benoit, Kyron	LB	6-1	237	Sr.-2L	Crowley, LA	Crowley
50	R Barnfield, Nick	DE	6-3	230	So.-Sq.	Destrehan, LA	Destrehan
52	R Sager, Christian	LB	6-0	220	Fr.-RS	Monroe, LA	St. Frederick
53	R Tucker, Christopher	DE	6-2	260	Sr.-1L	Rosedale, MS	West Bolivar (Coahoma CC)
54	R Thibodeaux, Aaron	DE	6-3	235	Fr.-RS	Monroe, LA	St. Frederick
54	W Broussard, John	DS	6-1	195	Fr.-RS	Lafayette, LA	Lafayette
55	R Nash, Brandon	LB	5-11	208	So.-1L	Baton Rouge, LA	Redemptorist

56	R	Brooks, Richard	LB	6-2	240	Sr.-2L	Mesquite, TX	West Mesquite
57	R	Molbert, Jake	LB	6-2	220	Fr.-HS	Rayne, LA	Notre Dame
58	R	Douglas, Nate	DE	6-2	248	Sr.-2L	Milton, FL	Milton
59	R	Tolliver, Jeremy	LB	5-10	198	Jr.-Sq.	Baton Rouge, LA	Tara (Hinds CC/Arkansas Baptist)
60	W	Wilson, Trace	G	6-1	255	Jr.-1L	Placentia, CA	El Dorado
61	W	Rosenbalm, Matt	DS	6-2	275	Jr.-1L	Cumming, GA	Forsyth Central
62	R	Green, Darrell	DT	6-2	285	Fr.-RS	Austin, TX	Austin
63	W	Martin, Jarad	OL	6-5	280	Fr.-RS	Harvey, LA	West Jefferson
64	R	Duhon, Ben	DT	5-11	280	Jr.-Sq.	Slidell, LA	Salmen
65	W	Brown, Sheldon	T	6-3	325	Sr.-Sq.	Harvey, LA	Archbishop Shaw
66	W	Martin, Marvin	OL	6-3	300	Fr.-RS	Sorrento, LA	St. Amant
67	W	Quave, Daniel	OL	6-4	330	Fr.-RS	Gautier, MS	Gautier
71	W	Huval, Andre	C	6-2	310	So.-1L	Scott, LA	St. Thomas More
72	W	Bates, Leonardo	G	6-5	316	Jr.-1L	New Orleans, LA	L.W. Higgins
74	W	Plouhar, Kyle	G	6-7	300	Sr.-3L	Mandeville, LA	Fontainebleau
76	W	Odom, Jaron	G	6-7	350	Jr.-2L	Fort Lauderdale, FL	Boyd Anderson
78	W	Lemelle, Daniel	G	6-3	285	So.-Sq.	Beaumont, TX	Ozen
80	W	Theriot, Layne	WR	5-9	167	Fr.-RS	Breaux Bridge, LA	Breaux Bridge
82	W	Lawson, Javone	WR	6-1	183	Jr.-2L	Harvey, LA	Helen Cox
83	W	Butler, James	WR	6-3	196	So.-1L	Luling, LA	Hahnville
84	W	Anyama, Boris	WR	6-3	204	Fr.-RS	Stafford, TX	Stafford
85	W	Thompson, Ian	TE	6-4	230	So.-1L	Kernersville, NC	East Forsyth
86	W	Maxwell, Jacob	TE	6-4	225	So.-1L	Pearl River, LA	Pearl River
87	W	Surgent, Darryl	WR	6-0	182	So.-1L	Alexandria, LA	Alexandria
89	W	Green, Ladarius	TE	6-6	230	Sr.-3L	Pensacola, FL	Booker T. Washington
90	R	Dean, Derreck	DT	5-11	287	Sr.-3L	New Orleans, LA	McDonogh 35
92	R	Fuselier, Blake	DL	5-11	253	Fr.-RS	Youngsville, LA	Comeaux
93	R	Hagans, Cordian	DT	6-5	305	Jr.-Tr.	Snellville, GA	Northview (Louisiana State)
95	R	Pryer, Benay	DT	6-6	296	Jr.-Sq.	Baton Rouge, LA	Belaire (Kilgore (TX) JC)
96	R	McCray, Brandon	DT	6-4	292	So.-1L	Merritt Island, FL	Merritt Island
99	R	Gaddies, Tyrell	DE	6-3	272	Sr.-2L	New Orleans, LA	Eisenhower (TX) (Coffeyville CC)

CAJUNS ANNOUNCE 2011 FOOTBALL SCHEDULE

Louisiana's Ragin' Cajuns 12-game slate features five games against teams that appeared in bowl games in 2010, including a rematch of last season's thrilling ESPN2 game against Oklahoma State.

UL opens the season in Stillwater, Okla., against OSU as the Cajuns return trip for the Cowboys coming to Cajun Field in 2010. The Cajuns continue return engagements the following week, traveling to Kent State to complete a home-and-home series with the Golden Flashes. UL defeated Kent State at Cajun Field by a final score of 44-27 on Sept. 20, 2008.

The Cajuns then enjoy a stretch of four home games in five weeks, beginning with the 11th Annual Herbert Heymann Football Classic on Sept. 17 vs. Nicholls State. The Colonels and Cajuns last met in the Inaugural HHFC back on Sept. 1, 2001 – a 20-0 Cajuns victory.

Starting Sept. 24, Louisiana will play their entire eight-game conference schedule in eight consecutive weeks.

After a trip to Little Caesar's Bowl winner FIU, the Cajuns return home for three straight October home games. Florida Atlantic (Oct. 1), Troy (Oct. 8) and North Texas (Oct. 15) all travel to Cajun Field for what promises to be outstanding fall weather in Acadiana.

Back-to-back trips to Nashville follow with the Cajuns facing Western Kentucky (Oct. 22) and Middle Tennessee (Oct. 29) on consecutive weeks.

Senior Day comes the first Saturday in November against in-state rival La.-Monroe. UL concludes conference play on November 12 at Arkansas State.

Following an open date, the Cajuns finish the 2011 regular season at Arizona on November 26. The Wildcats finished 2010 with a 7-6 record, losing 36-10 to Oklahoma State in the Valero Alamo Bowl.

Schedule Notes: The last time the Cajuns played three straight Sun Belt Conference games at home was during the 2002 campaign, as UL met North Texas, Idaho and Arkansas State – winning two of three games...UL is winless in four trips to Stillwater, Okla...The Cajuns trip to Kent, Ohio marks the second straight season with a road trip to the state of Ohio, as last season UL went to Athens, Ohio to face the Ohio Bobcats...After winning the first six meetings, the Cajuns have dropped two straight games to FIU...The Cajuns face Arizona for the first time in program history and play a game in the state of Arizona for only the second time ever (at Arizona State, 10/6/01).

The Cajuns against the Opponents

<i>Team</i>	<i>First Met</i>	<i>Last Met</i>	<i>Series</i>	<i>Streak</i>
Arizona	First Meeting		0-0-0	
Arkansas State	10/17/53 (12-13 L)	9/11/10 (31-24 W)	21-17-1	W3
Florida Atlantic	10/08/05 (10-28 L)	11/13/10 (23-24 L)	1-5-0	L4
Florida International	11/08/03 (43-10 W)	11/20/10 (17-38 L)	6-2-0	L2
Kent State	9/20/08 (44-27 W)		1-0-0	W1
La.-Monroe	09/15/51 (7-13 L)	11/27/10 (23-22 W)	23-23-0	W3
Middle Tennessee	09/25/99 (45-31 W)	9/25/10 (14-34 L)	6-6-0	L2
Oklahoma State	9/6/86 (20-21 L)	10/8/10 (28-54 L)	0-7-0	L7
Nicholls State	9/8/90 (24-21 W)	9/1/01 (20-0 W)	2-0-0	W2
North Texas	09/20/69 (6-40 L)	10/2/10 (28-27 W)	7-8-0	W4
Troy	11/08/46 (64-0 W)	10/16/10 (24-31 L)	8-7-0	L5
Western Kentucky	9/26/92 (17-14 W)	10/23/10 (21-54 L)	3-1-0	L1
<i>All 2011 opponents</i>			<i>78-76-1 (.507)</i>	



2011 LOUISIANA FOOTBALL SCHEDULE

<u>Date</u>	<u>Opponent</u>	<u>Site</u>
Sat., September 3	@ Oklahoma State	Stillwater, OK
Sat., September 10	@ Kent State	Kent, OH
Sat., September 17	NICHOLLS STATE (11th Annual Herbert Heymann Football Classic)	CAJUN FIELD
Sat., September 24	@ FIU*	Miami, FL
Sat., October 1	FLORIDA ATLANTIC*	CAJUN FIELD
Sat., October 8	TROY*	CAJUN FIELD
Sat., October 15	NORTH TEXAS*	CAJUN FIELD
Sat., October 22	@ Western Kentucky*	Bowling Green, KY
Sat., October 29	@ Middle Tennessee*	Murfreesboro, TN
Sat., November 5	La.-Monroe* (Senior Day)	CAJUN FIELD
Sat., November 12	@ Arkansas State*	Jonesboro, AR
Sat., November 19	-OPEN-	
Sat., November 26	@ Arizona	Tucson, AZ

www.ragincajuns.com

* Sun Belt Conference Game



As of Mar. 1, 2011

University of Louisiana
Ragin' Cajuns Football Signees

National Collegiate Signing Day...Feb. 2, 2011



Carlos Alvarez 5-9, 195 - Kicker
West St. Mary HS (Baldwin, LA)

Rated as a two-star prospect by Scout.com...Was a three-time First Team All-District 6-3A kicker...Rated the nation's 44th-best kicker by KohlsKicking.com and 52nd by ESPN.com's Scouts, Inc...In the summer of 2010, finished in the top 30 in kickoffs and field goals out of 145 of his peers at the Kohl's National Invitational Scholarship Camp in Wisconsin...As a prep senior, recorded touchbacks on 88.9 percent of kickoffs (32-of-36), made 40-of-40 extra-point attempts and 6-of-12 field-goal attempts - all covering at least 45 yards...Made a career-long 50-yard field goal against Kaplan...Has been good from 60+ yards in warm-ups...Missed a 63-yard attempt wide in game action against Berwick...Also punted and played fullback, averaging 40 yards per punt as a senior.

Octravion Anderson 6-4, 280 - Offensive Lineman
Evangel Christian Academy (Shreveport, LA)

Rated as a two-star prospect by Rivals.com...Earned First Team All-State, All-District and All-Area honors... Helped lead Evangel to a 12-2 record as a senior and the Louisiana Class 2A State Championship...Was invited to play in the Max Emfinger All-American Classic...Also won the state championship as a junior.

Dexter Aucoin 5-9, 180 - Cornerback
Patterson HS (Patterson, LA)

Rated as a three-star prospect by Rivals.com...Ranked as a Top 40 prospect in the State of Louisiana by Rivals.com...A 6-3A All-State performer as a senior, helped team to a 12-3 record, including an undefeated record in district and an appearance in the Louisiana 3A championship game...Made 38 tackles and grabbed six interceptions in 2010...Held offers from Louisiana Tech, Tulane and Tulsa before choosing the Cajuns.

Brandon Bender 6-3, 285 - Offensive Lineman (Jr.-JC)
Jones County CC / R.H. Watkins HS (Laurel, MS)

Pre-Louisiana: Left high school at 6-foot-1, 212 pounds and grew to 6-foot-3 and 285 pounds during two seasons at Jones County CC in Mississippi...Was a Second Team all-MACJC South Division selection in 2010 and was picked to play in the MACJC All-Star game...

R.H. Watkins: Was an all-area selection as a senior at Watkins HS in 2008.

Eric Buckley 6-3, 190 - Safety
Water Valley HS (Water Valley, MS)

Rated as a two-star prospect by Rivals.com...Named a District 3A First Team All-State performer by the Mississippi Association of Coaches as a senior...Selected to play in the Louisiana-Mississippi All Star Game... Posted 85 tackles, seven pass breakups, three fumble recoveries, one sack and one blocked field goal, while rushing for 738 yards and nine touchdowns...As a junior, recorded 97 total tackles, including nine tackles-for-loss, forcing three fumbles, recovering two fumbles and breaking-up 13 passes.

Montrel Carter 5-9, 175 - Running Back

Cecilia HS (Cecilia, LA)

Rated as a three-star prospect by Scout.com and the nation's 116th-best running back... As a senior, earned First Team All-Acadiana and honorable mention All-State honors and was the District 6-4A Offensive MVP after accounting for 21 touchdowns and nearly 2,400 all-purpose yards...Rushed for 1,529 yards and 15 scores and caught 14 passes for 234 yards...Averaged 43.1 yards on seven punt returns with three TDs and 16.3 yards on seven kickoff returns with one score...Completed 16-of-25 passes for 180 yards and two TDs...Was a First Team All-District 5-4A selection as a junior...Accounted for over 1,750 yards in total offense and 13 TDs in 2009--(Rushing 128 att, 882 yards, 9 TD), (Rec. 19 rec, 224 yards, 1 TD), (Punt Ret. 13 ret, 224 yards, 1 TD), (Kick Ret. 12 ret, 451 yards, 2 TD)...Held offers from Memphis, Tulane and Tulsa before choosing the Cajuns.

Kevon Foster 6-4, 250 - Defensive End

Warren Easton Senior HS (New Orleans, LA)

Posted 64 tackles, 14 sacks and 20 tackles-for-loss as a second team all-district pick during senior season...Was invited to play in the Lake Pontchartrain All-Star Classic...Held an offer from UCLA before choosing the Cajuns.

Qyendarius Griffin 5-11, 225 - Running Back

South Panola HS (Batesville, MS)

Rated as a three-star prospect by Rivals.com...Named Mississippi's Mr. Football during senior season after rushing for 2,670 yards and 37 rushing scores (scored 40 total TDs)...Led South Panola to back-to-back Mississippi 6A state titles...As a senior, helped team finish 15-0 for the sixth time in eight years, stretch their winning streak to 27 and earn a No. 1 national ranking in several prep polls...Earned All-America honors from Rivals.com (first team) and MaxPreps (second team)...Named to MaxPreps National Player of the Year Watch...Selected to play in the Mississippi/Alabama All-Star game and Named First Team All-State and 6A Offensive Player of the Year by the Mississippi Association of Coaches...Named First team All-State by the Clarion Ledger, playing linebacker and safety his junior season...Fielded multiple BCS offers before choosing the Cajuns...Younger brother of Alabama tailback, Jeramie Griffin.

Justin Hamilton 6-3, 310 - Defensive Tackle

Natchez HS (Natchez, MS)

Rated as a three-star prospect by Rivals.com...Selected to play in the 24th annual Alabama-Mississippi All-Star Classic...Named 6A First Team All-State by the Mississippi Association of Coaches as a senior...Selected to the 2009 Natchez Democrat First Team All-Metro Football Team...Started on the offensive and defensive line...Recorded 32 knockdowns and graded 85% as an offensive lineman...As a defensive lineman, had 24 solo tackles, 16 assists, four tackles-for-loss, four sacks, five quarterback hurries, two forced fumbles and one fumble recovery.

Alonzo Harris 6-1, 205 - Running Back

Gadsden City HS (Gadsden, AL)

Rated as the No. 2 national fullback prospect and a three-star recruit by Scout.com...Rated as a Top 40 prospect in the State of Alabama by Rivals.com...Rushed for 1,755 yards in 12 games for an average of 146.25 yards per game with 21 rushing touchdowns, leading his team to a 10-4 record and 6A quarterfinals appearance...Was awarded 6A First Team All-State honors by the Alabama Sportswriters Association...Ran for 1,040 yards and added 23 touchdowns on the ground during his junior season in helping school to first-ever 11-win season...Held offers from Florida State, Kentucky, Louisville, Memphis, Mississippi State, Southern Miss and Tennessee before choosing the Cajuns.

Mario Holman 6-3, 235 - Linebacker

Woodlawn HS-Magnet (Birmingham, AL)

Played his senior year at Woodlawn High-Magnet in Birmingham, Ala. for Coach Bruce Breland...Posted 67 tackles, 14 tackles-for-loss, 11 sacks, 12 QB hurries and two fumble recoveries...Transferred to Oxford HS in Oxford, Miss. in the Spring 2011...Also attended Pinson High in Pinson, Ala. and Hillsboro Comp High in Nashville, Tenn...Attended the Nike Atlanta Combine in March 2010...Notable Woodlawn HS-Magnet alumni include college coaching legend Bobby Bowden and NFL player Karlos Dansby...Held an offer from Memphis before choosing the Cajuns.

Jaylen Hunter 6-3, 280 - Offensive Lineman

St. Augustine Nease HS (Ponte Vedra, FL)

Rated as a three-star prospect by Rivals.com... Received recognition for his senior season, being named 2010 All County Offensive Lineman (St. John County), ESPN Scout Inc. #92 Guards and Ranked #9 Guard in Florida by Florida Preps... Played left tackle as a junior before moving to left guard for his senior season... Earned all-county honors both seasons... Held offers from Buffalo, East Carolina, Middle Tennessee and Troy before choosing the Cajuns.

Marcus Jackson 5-11, 195 - Running Back

Goshen HS (Goshen, AL)

Named to the *Dothan Eagle* Super 12... Rushed for 1,380 yards and 20 touchdowns on 103 carries during senior season (13.4ypc)... Had 129 carries for 1,241 yards with 14 touchdowns during junior campaign (9.6ypc)... Ran for 1,466 yards and 24 touchdowns as a sophomore.

Deshaun McNeal 6-3, 200 - Wide Receiver

Oxford HS (Oxford, MS)

Rated as a two-star prospect by Scout.com... Played football for the first time in his high school career during senior year, playing basketball up until that point... Named 5A First Team All-State by the Mississippi Association of Coaches... Finished the year second in the State of Mississippi with 81 receptions for 1,236 yards and 15 TD's while averaging 15.3 yards per catch... Had nine catches for 166 yards and tossed a nine-yard touchdown pass versus West Point HS... Responsible for a TD in 12 of 13 games during senior season.

Fred Moore 6-5, 300 - Offensive Line

Heidelberg HS (Heidelberg, MS)

Rated as a two-star prospect by Scout.com... A Preseason Mississippi Top 45 college football prospect prior to final prep campaign... Named team captain senior year... Was one of four defensive linemen named to the WDAM-TV and Laurel Leader-Call 25th annual All-Area Football Team, totaling 68 tackles and 6 sacks as a senior... Was also a member of Max Preps Mississippi All Region Team.

Jemarlous Moten 5-11, 175 - Cornerback (Jr.-JC)

Mississippi Delta CC / Leland HS (Leland, MS)

Pre-Louisiana: Rated as a two-star junior college prospect by Rivals.com... Made the All-MACJC North Division second team as a sophomore at Mississippi Delta CC... Finished sophomore season with 37 tackles, 12 pass breakups and three interceptions... Was a junior college teammate of current Cajuns defensive end Blake Commie.

Leland: Helped Leland to a 9-3 record as a senior in 2008, advancing to the second round of the playoffs.

Harry Peoples 5-10, 180 - Wide Receiver (Jr.-JC)

Holmes CC / Winona Secondary School (Winona, MS)

Pre-Louisiana: Named First Team NJCAA All Region XXIII and First Team All-State as a return specialist after accumulating nine touchdowns in 2010 at Holmes CC... Averaged 30.5 yards on kickoff returns with one TD (long of 89) and averaged 19.7 yards on punt returns with two scores (long of 86)... Caught 35 passes for 380 yards and two scores and rushed for 236 yards and four TDs on 60 carries.

Winona: Named First Team All-State by the Clarion Ledger during senior season in 2008... Was a part-time starter at defensive back as a freshman and started part-time at quarterback as a sophomore... Went on to be Winona's full-time starter at quarterback and cornerback in district games during junior and senior season for Winona head football coach Ken Chandler... Named to the All-Combine team at the Steve Robertson Southeast Select Combine in Tupelo, Miss... Born on September 22, 1990.

Larry Pettis 6-4, 240 - Tight End

Oxford HS (Oxford, MS)

Rated as a two-star prospect by Scout.com... Named 5A First Team All-State by the Mississippi Association of Coaches... Made 34 receptions for 434 yards and scored five touchdowns... Defensively, notched 82 tackles, six sacks and forced four fumbles.

Chris Prater 6-5, 235 - Defensive End

Starkville HS (Starkville, MS)

Rated as a two-star prospect by Scout.com...Earned First-Team All-Region honors as a senior...Held offers from Arkansas State and UAB before choosing the Cajuns.

Mykhael Quave 6-5, 260 - Offensive Lineman

Gautier HS (Gautier, MS)

Rated as a two-star prospect by Rivals.com and Scout.com and is Scout.com's #92 ranked TE prospect in the country... Played tight end, offensive line and on defense during prep career...Finished his junior season with 18 receptions and 5 touchdowns...Brother of current Cajuns offensive lineman Daniel Quave...Held offers from Louisiana Tech, Southern Miss and La.-Monroe before choosing the Cajuns.

Effrem Reed 5-8, 180 - Wide Receiver

Dutchtown HS (Geismar, LA)

Rated as a two-star prospect by Rivals.com...A three-year starter at running back in District 5A...Named First Team All-State running back as a senior and also named MVP of the Baton Rouge metro area by *The Advocate*...Led his team to an undefeated regular season and the No. 1 seed in the Class 5A playoffs...Rushed for 1,926 yards and 32 touchdowns on 271 carries...Ran for 962 yards with 14 touchdowns and added 423 receiving yards and seven scores during his junior season...Held an offer from Northern Illinois before choosing the Cajuns.

Christian Ringo 6-1, 260 - Defensive Lineman

Forest Hill HS (Jackson, MS)

Rated as a two-star prospect by Scout.com...Was a four-year starter during prep career...Had 64 tackles, nine sacks and two fumble recoveries during senior season...Named 5A Second Team All-State by the Mississippi Association of Coaches and named First Team All-Metro and Second Team All-State by the Clarion Ledger... Selected to play in the Mississippi/Alabama All-Star classic in Mobile...Was an All-Metro selection as a junior...Held an offer from Memphis before choosing the Cajuns.

Jamal Robinson 6-3, 205 - Wide Receiver

Salmen HS (Slidell, LA)

Rated as a three-star prospect by Rivals.com...As a senior, had 45 receptions for 881 yards and 13 touchdowns en route to All-State honors...Caught 48 passes for 623 yards and 8 TDs as a junior...Held offers from Arkansas State and FIU before choosing the Cajuns.

Greg Siener 6-4, 280 - Offensive Line

Mandeville HS (Mandeville, LA)

Rated as a two-star prospect by Rivals.com and Scout.com...Invited to attend the NIKE camp held at the LSU training facility in Baton Rouge as well as the as well as the Under Armour training camp and combine held at the Saints training facility in Metairie.

Sean Thomas 5-11, 185 - Cornerback

St. Augustine HS (New Orleans, LA)

Rated as a two-star prospect by Scout.com...Is the son of former UL defensive end/outside linebacker Quinten Thomas (1984-86)...Had 44 tackles, two sacks, three interceptions and scored on a 102-yard interception return during his senior season...Helped lead St. Augustine to a 9-3 record in 2010, losing in the 5A quarterfinals to St. Thomas More HS...Was invited to play in the Louisiana-Mississippi All-Star Game on Jan. 22 in Baton Rouge...Held an offer from La.-Monroe before choosing the Cajuns.

Dominique Tovell 6-3, 240 - Linebacker

Columbia HS (Columbia, MS)

Rated as a two-star prospect by Scout.com...Had 95 tackles, six sacks, four forced fumbles and returned an interception for a touchdown during his senior season, playing defensive end and linebacker...Saw significant playing time on both sides of the ball...Was named to the WDAM-TV and Hattiesburg American All-Area football team at the TE position, catching 33 passes on the season for 390 yards and six touchdowns...Is a cousin of current Cajuns defensive back Lionel Stokes.

2011 Newcomers

Breakdown (29)

By (Hometown) State

Mississippi-14, Louisiana-11, Alabama-3, Florida-1

By Position (29)

Offense-16 (QB-1, RB-4, WR-4, TE-1, OL-6) Defense-12 (DL-5, LB-3, DB-4) Specialist-1 (K)

Name	Pos.	Ht.	Wt.	Class	Hometown (Last School)
Alvarez, Carlos	K	5-9	195	Fr.-HS	Baldwin, LA (West St. Mary HS)
Anderson, Octravion	OL	6-4	280	Fr.-HS	Shreveport, LA (Evangel Christian Academy)
Aucoin, Dexter	CB	5-9	180	Fr.-HS	Patterson, LA (Patterson HS)
Bender, Brandon	OL	6-3	285	Jr.-JC	Laurel, MS (R.H. Watkins HS/Jones County CC)
Buckley, Eric	S	6-3	190	Fr.-HS	Water Valley, MS (Water Valley HS)
Carter, Montrel	RB	5-9	175	Fr.-HS	Cecilia, LA (Cecilia HS)
Foster, Kevon	DE	6-4	250	Fr.-HS	New Orleans, LA (Warren Easton Senior HS)
Griffin, Qyendarius	RB	5-11	225	Fr.-HS	Batesville, MS (South Panola HS)
Hamilton, Justin	DT	6-3	310	Fr.-HS	Natchez, MS (Natchez HS)
Harris, Alonzo	RB	6-1	205	Fr.-HS	Gadsden, AL (Gadsden City HS)
Holman, Mario	LB	6-3	235	Fr.-HS	Birmingham, AL (Woodlawn HS-Magnet)
Hunter, Jaylen	OL	6-3	280	Fr.-HS	Ponte Vedra, FL (St. Augustine Nease HS)
Jackson, Marcus	RB	5-11	195	Fr.-HS	Goshen, AL (Goshen HS)
McNeal, Deshaun	WR	6-3	200	Fr.-HS	Oxford, MS (Oxford HS)
Moore, Fred	OL	6-5	300	Fr.-HS	Heidelberg, MS (Heidelberg HS)
Moten, Jemarlous	CB	5-11	175	Jr.-JC	Leland, MS (Leland HS/Mississippi Delta CC)
Peoples, Harry	WR	5-10	180	Jr.-JC	Winona, MS (Winona Secondary School/Holmes CC)
Pettis, Larry	TE	6-4	240	Fr.-HS	Oxford, MS (Oxford HS)
Prater, Chris	DE	6-5	235	Fr.-HS	Starkville, MS (Starkville HS)
Quave, Mykhael	OL	6-5	260	Fr.-HS	Gautier, MS (Gautier HS)
Reed, Effrem	WR	5-8	180	Fr.-HS	Gesmar, LA (Dutchtown HS)
Ringo, Christian	DL	6-1	260	Fr.-HS	Jackson, MS (Forest Hill HS)
Robinson, Jamal	WR	6-3	205	Fr.-HS	Slidell, LA (Salmen HS)
Siener, Greg	OL	6-4	280	Fr.-HS	Mandeville, LA (Mandeville HS)
Thomas, Sean	CB	5-11	185	Fr.-HS	New Orleans, LA (St. Augustine HS)
Tovell, Dominique	LB	6-3	240	Fr.-HS	Columbia, MS (Columbia HS)
Mid-Semester Enrollees – Not Initial Counters					
Broadway, Terrance	QB	6-1	205	So.-Tr.	Baton Rouge, LA (Capital High Academy/Houston)
Blake Commie	DE	6-1	245	Jr.-JC	Edgard, LA (West Saint John HS/Mississippi Delta CC)
Johnson, Trae	LB	6-1	225	Fr.-HS	Mendenhall, MS (Mendenhall HS)

Mid-Semester Enrollees

Terrance Broadway 6-1, 205 - Quarterback (So.-Tr.)

University of Houston / Capital High Academy (Baton Rouge, LA)

Pre-Louisiana: Enrolled in class at UL for the Spring 2011 semester as a sophomore transfer...Enrolled at the University of Houston in the Fall 2010 and played in four games as a true freshman, making one start...Entered the Cougars game at UCLA on Sept. 18 as the No. 3 quarterback, but was forced into action after injuries to both quarterbacks...Completed 5-of-8 passes for 84 yards and a touchdown... Started against Tulane the following week and was 19-of-28 passing for 174 yards and one interception in a 42-23 win...Saw time late in games versus Mississippi State on Oct. 9 and at Memphis on Oct. 30, tossing a TD pass in both games (including a career-long 54-yard TD strike at Memphis).

Capitol: Rated the fifth-best dual threat quarterback in the nation by Rivals.com in 2009-10 and the 11th best player in Louisiana by Rivals.com...Ranked as the No. 60 athlete in the nation by ESPN...Was named a First-Team All-State quarterback and First-Team All-District...Offense-Defense All-American Bowl participant...Led his team to state championship game...Was 135-of-221 for 2,140 yards with 20 touchdowns as a senior... Finished an injury-plagued junior season with 1,257 yards passing (64.5%), 12 touchdowns and five interceptions, adding 500 yards rushing and another four scores... Was an honorable mention All-State, All-Metro and All-District selection as a sophomore... Completed 214-of-362 passes for 3,255 yards with 24 TDs and 15 INTs, running for 774 yards and 12 TDs on 60 carries... Also considered offers from Alabama, Oregon, Nebraska, Mississippi State, Connecticut and Louisiana Tech.

Personal: Full name is Terrance Joseph Broadway...Born April 16, 1992 in Baton Rouge...Son of Connie Broadway.

PASSING	GP-GS	Effic	Cmp-Att-Int	Pct	Yards	TD	Long	Avg/G
BROADWAY, Terrance	4-1	175.0	30-42-1	71.4	424	3	54	106.0
RUSHING	Att	Gain	Loss	Net	Avg	TD	Long	Avg/G
BROADWAY, Terrance	19	110	-38	72	3.8	0	23	18.0

Blake Comminie 6-1, 245 - Defensive End (Jr.-JC)

Mississippi Delta CC / West Saint John HS (Edgard, LA)

Pre Louisiana: Enrolled in class for the Spring 2011 semester...Posted 30 tackles, 11 sacks, four fumble recoveries and two force fumbles in 2010, his first season at defensive end...Named Second-Team MACJC Northern Division All-State during redshirt sophomore season...Played outside linebacker in 2009...Sat out the season, taking a redshirt at Fort Scott (Kan.) Community College in 2008.

West Saint John: Was the Class 1A Most Outstanding Defensive Player during senior year in 2007... Also lettered in basketball and track...Was named All-District in basketball during the 2006-2007 season and placed 5th in the discuss throw at the 2007 Louisiana State Track Meet.

Trae Johnson 6-1, 225 - Linebacker (Fr.-HS)

Mendenhall HS (Mendenhall, MS)

Rated as a two-star prospect by Rivals.com and Scout.com...Graduated early from high school and enrolled in classes at UL for the Spring 2011 semester...Finished the 2010 season with 106 tackles, five sacks and 2 forced fumbles...Named 4A First Team All-State by the Mississippi Association of Coaches...Selected to play in the Mississippi/Alabama All-Star Classic...Held an offer from Southern Miss before choosing the Cajuns.

2010 NOTEBOOK

Season Notes...

The Cajuns saw three different quarterbacks pass for over 250 yards in a game during the 2010 season (Chris Masson – three times; Brad McGuire – 384 at Ohio; Blaine Gautier – 254 at FAU)...True freshman running back Aaron Spikes led the Cajuns in scoring during the 2010 season. He scored eight touchdowns – six receiving and two rushing...Since assuming the starting kicking role after the fourth game of the season, sophomore Brett Baer was perfect in extra points (23-of-23) and field goals (7-of-7)...Senior linebacker Grant Fleming recorded a game-high 17 tackles at La.-Monroe which establishes a new standard for the Ragin' Cajuns in Sun Belt play, besting the previous high watermark of 15 by Stanley Smith against Troy on Nov. 13, 2004...Senior linebacker Daylon McCoy led the team with 68 tackles and 7.0 tackles-for-loss during the 2010 season...Three of the top six tacklers on the season were seniors, but those were the only three seniors ranked among the Top 19 Cajuns in tackles...Orkeys Auriene and Lionel Stokes tied for the team lead with three interceptions. The Cajuns posted 14 picks in 2010, giving them 30 INTs over the last two seasons.

No Interceptions Streak...

Chris Masson was interception-free for 134 passing attempts from the 2nd quarter of the season opener at #23 Georgia through the 2nd quarter vs. #22 Oklahoma State...The streak spanned 17 quarters.

Masson Back on Track...

Chris Masson, making his first start since Oct. 30 at Ohio, completed 21-of-43 passes in the season finale at La.-Monroe for a career-high 330 yards and two touchdowns...Masson's passing yardage moved him over 4,000 yards (4,320 actual) in his career becoming just the sixth Cajuns quarterback to reach the mark.

Statistical Points of Interest...

UL is 8-2 in games in which quarterback Chris Masson appeared under center and did NOT throw an interception...Conversely, UL is 2-12 in games where Masson throws a pick (Beat K-State in '09 & ULM in '10 despite one INT).

Green Watch...

Mackey Award semifinalist Ladarius Green (1,595) passed Derrick Smith into seventh place all-time in Cajuns' history in career receiving yards, up next is #6 Willie Culpepper (1,967)...With his seventh touchdown of the season Green also moved into a fourth-place tie for all-time career touchdown catches...Green finished the La.-Monroe game with six receptions and 120 yards receiving – his third consecutive outing with 100-plus yards receiving.

Breaking Point...

Since the start of the 2008 season, the Cajuns are 13-3 when allowing 30 points or less...UL is 2-18 when allowing 31 points or more.

Falgout - NCAA Record as Top TD Passer...

Wide receiver Richie Falgout holds the NCAA record for consecutive touchdown passes to begin a career...The record was held by former Oklahoma running back and 1969 Heisman Trophy winner Steve Owens who completed his first three passing attempts for touchdowns – vs. Kansas, Missouri and SMU in 1968...Falgout has completed his first four passing attempts – all for TDs...Falgout threw one TD in 2007, two in 2008 and one in 2009...His career passing line is 4-of-4 for 110 yards and four touchdowns, which generates a career passing efficiency of 661.00...In an amazing twist, Falgout played in 40 career games, but failed to actually score a TD on his own...He had 67 career receptions for 731 yards, including the longest non-scoring reception in school history – 82 yards in which he was pushed out-of-bounds inside the one-yard line...Falgout also blocked a punt that was returned by a teammate 33 yards for a TD.

Butler Bursts On the Scene...

Cajuns true freshman wide receiver James Butler made his first three career receptions on three consecutive snaps vs. #22 Oklahoma State...His first catch went for seven yards, while his second was a seven-yard catch on third-and-three...Butler completed the hat trick with a 35-yard touchdown reception.

Surgent Sets Kickoff Return Record...

Darryl Surgent had eight kickoff returns for 238 yards vs. #22 Oklahoma State to set a new school mark for kick return yards, besting Reggie Dupre's record of 217 yards vs. Tampa in 1970...Surgent had a 97-yard TD return– the second longest kickoff return in school history...He then tied the school single-game record for kickoff returns with nine at Ole Miss.

Who They Hit...

Here is the breakdown of active players Cajuns QB's have hit in the end zone: **Chris Masson:** Aaron Spikes-4 ('10), Ladarius Green-4 ('10), Javone Lawson-2 ('09-10), James Butler-1 ('10), Pierre Hill-1 ('09). **Brad McGuire:** Ladarius Green-4 ('08-10), Aaron Spikes-2 ('10), Pierre Hill-1 ('08). **Blaine Gautier:** Ladarius Green-2 ('10).

RAGIN' CAJUNS RECAPS

GAME 1

at No. 23 Georgia

 Louisiana	7
 No. 23 Georgia	55

Sat., Sept. 4, 2010 • Sanford Stadium
Athens, Ga. • Attendance: 92,746

Cajuns Fall To Georgia In Season Opener

ATHENS, Ga.-No. 23 Georgia proved too much for Louisiana's Ragin' Cajuns. A 24-point second quarter by the Bulldogs put them comfortably ahead at halftime.

UGA capitalized on an interception by Chris Masson. Aaron Murray connected with Kris Durham on a three-yard touchdown to give the hosts a 14-0 lead just five seconds into the second quarter.

A 52-yard field goal by Blair Walsh upped UGA's edge to 17-0 at the 11:21 mark and an 11-yard touchdown pass by Murray to fullback Shaun Chapas made it 24-0 with 3:31 left in the opening half.

The Cajuns got on the board late in the second quarter. Durham bobbed a catch and Lance Kelley simply took the ball out of his hands. The next play saw Green break loose down the right side for a 60-yard touchdown pass from Masson with 1:13 remaining before halftime.

Kelley dropped an easy interception on the following series and UGA made the Cajuns pay. Murray scampered into the end zone from 16 yards as time expired to push the Bulldogs lead to 31-7 at the half.

The Bulldogs added 17 points in the third quarter to finish off the game.

Kevis Streater took the game's opening kickoff 46 yards to set up the Cajuns with great field position, but they were unable to generate any offense.

UGA found their offensive rhythm late in the first quarter. An 11-play, 76-yard drive was capped by a 20-yard touchdown run by Caleb King.

Masson finished 5-of-15 passing for 77 yards, one touchdown and one interception. Ladarius Green led the offense with four catches for 87 yards.

Scoring Summary

Louisiana	0	7	0	0	7
No. 23 Georgia	7	24	17	7	55
1st	3:00	UGA - King 20 yd run (Walsh kick)			
2nd	14:55	UGA - Kris Durham 3 yd pass from Murray (Walsh kick)			
	11:21	UGA - Walsh 52 yd field goal			
	3:31	UGA - Chapas 11 yd pass from Murray (Walsh kick)			
	1:13	UL - Green 60 yd pass from Masson (Albrecht kick)			
	0:00	UGA - Murray 16 yd run (Walsh kick)			
3rd	12:54	UGA - Walsh 48 yd field goal			
	4:25	UGA - Munzenmaier 1 yd pass from Murray (Walsh kick)			
	2:35	UGA - Gray 26 yd pass from Mason (Walsh kick)			
4th	13:43	UGA - Hamilton 17 yd interception return (Walsh kick)			

Team Statistics

	UL	UGA
First Downs	5	17
Rushes-Yards (Net)	29-14	37-184
Passing-Yards (Net)	8/24-114	19/31-193
Total Offense (Plays-Yards)	53-128	68-377
Punt Returns-Yards	0-0	3-51
Kick Returns-Yards	7-116	2-55
Punts-Average	10-41.5	6-46.7
Fumbles-Lost	0-0	0-0
Penalties-Yards	2-8	5-30
Time of Possession	26:33	33:27

Individual Statistics

RUSHING: UL - Streater 4-10; Spikes 7-8; Joseph 1-3; Shankle 4-3; Walker 2-1; Gautier 5-1; Team 1-(-2); Masson 5-(-10).
UGA - Thomas 13-61; King 10-47; Murray 4-42; Smith 1-17; Chapas 2-10; Munzenmaier 7-7.

PASSING: UL - Masson 5-15-1-77; Gautier 3-9-2-37.
UGA - Murray 17-26-1-160; Mason 2-5-0-33.

RECEIVING: UL - Green 4-87; Falgout 1-16; Miller 1-9; Streater 1-3; Shankle 1-(-1). UGA - Durham 5-83; Chapas 3-8; Gray 2-32; Charles 2-28; Brown 2-24; Ogletree 1-7; King 1-4; Smith 1-3; Wooten 1-3; Munzenmaier 1-1.

GAME 2

vs. Arkansas State

 Arkansas State	24
 Louisiana	31

Sat., Sept. 11, 2010 • Cajun Field
Lafayette, La. • Attendance: 15,103

Louisiana Tops ASU in Sun Belt Opener

LAFAYETTE-A balanced offensive attack and a stout defense helped Louisiana build a comfortable lead by halftime and the squad withstood a late rally by Arkansas State to claim the 2010 Sun Belt Conference opener.

The Cajuns offense collected 224 yards rushing and 214 yards passing, for a 438 yard output. The Cajuns defense was dominant stopping the run, allowing just 19 yards on 18 carries. ASU didn't take an offensive snap on the Cajuns side of the field until midway through the second quarter.

UL capitalized early. On their first offensive play, Kevis Streater busted up the middle for a 69 yard touchdown.

A Tyler Albrecht field goal from 27 yards out at the 3:09 mark of the first quarter increased the lead to 10-0.

ASU cut into the lead on a 65-yard touchdown pass from Ryan Aplin to Taylor Stockemer 18 seconds later.

The Cajuns created distance from the Red Wolves midway through the second quarter. Chris Masson found Ladarius Green in the endzone on a six yard pass at the 7:11 mark. On the next offensive possession, Javone Lawson found Andrew Joseph on a 47-yard option pass at 4:03.

The teams would trade possessions back-and-forth for most of the third quarter until Masson broke free on a 60-yard run with 37 seconds remaining. The career-long run upped the lead to 31-7.

Arkansas State scored 17 unanswered points in the fourth quarter capped off by an 11-yard touchdown strike from Aplin to Anthony Robinson with 3:27 remaining.

The Cajuns were forced to give the ball back to ASU with 2:22 remaining. With the Red Wolves driving for the tying score, Maurice Rolle, Jr., intercepted an Aplin pass at the ASU 40-yard line with 1:59 on the clock to secure victory.

Scoring Summary

Arkansas State	7	0	0	17	24
Louisiana	10	14	7	0	31
1st	12:43	UL - Streater 69 yd run (Albrecht kick)			
	3:09	UL - Albrecht 27 yd field goal			
	2:51	ASU - Stockemer 65 yd pass from Aplin (Zalud kick)			
2nd	7:11	UL - Green 6 yd pass from Masson (Albrecht kick)			
	4:03	UL - Joseph 47 yd pass from Lawson (Albrecht kick)			
3rd	0:37	UL - Masson 60 yd run (Albrecht kick)			
4th	13:24	ASU - Zalud 39 yd field goal			
	7:42	ASU - Aplin 5 yd run (Zalud kick)			
	3:27	ASU - Robinson 11 yd pass from Aplin (Zalud kick)			

Team Statistics

	ASU	UL
First Downs	17	19
Rushes-Yards (Net)	19-18	43-224
Passing-Yards (Net)	25/46-438	17/28-214
Total Offense (Plays-Yards)	65-456	71-438
Punt Returns-Yards	1-(-4)	0-0
Kick Returns-Yards	6-128	3-43
Punts-Average	7-40.7	6-42.0
Fumbles-Lost	3-2	1-0
Penalties-Yards	5-38	4-29
Time of Possession	25:45	34:15

Individual Statistics

RUSHING: ASU - Robertson 5-8; Lawson 3-7; Aplin 9-4; Robinson 1-1; Frampton 1-(-2). UL - Streater 2-71; Spikes 13-53; Shankle 10-44; Masson 5-35; Walker 4-29; Joseph 2-6; Wolfe 1-4; Miller 1-0; TEAM 5-(-18).

PASSING: ASU - Aplin 25-45-1-438; Butterfield 0-1-0-0.
UL - Masson 14-24-0-142; Gautier 2-3-0-25; Lawson 1-1-0-47.

RECEIVING: ASU - Robinson 6-68; Muse 5-133; Frampton 5-94; Robertson 3-20; Thornton 2-20; Stockemer 1-65; Lawson 1-24; White 1-12; Blake 1-2. UL - Green 7-97; Streater 4-13; Joseph 2-70; Shankle 1-16; Lawson 1-9; Falgout 1-5; Surgent 1-4.

GAME 3

vs. Middle Tennessee

 Middle Tennessee	34
 Louisiana	14

Sat., Sept. 25, 2010 • Cajun Field
Lafayette, La. • Attendance: 17,249

MT Pulls Away in Second Half

LAFAYETTE-Big plays and a steady running game by Middle Tennessee proved to be the difference as the Blue Raiders defeated Louisiana 34-14.

MT used two long-scoring plays - a 62 yard touchdown pass and 74 yard rushing touchdown - in the third quarter to open a 20-point edge by quarters end. The defense held the Ragin' Cajuns to 140 yards on 39 plays in the second half.

The Blue Raiders jumped ahead in the first quarter on a 40-yard field goal. Going for the equalizer, the Cajuns had Middle Tennessee drove 76 yards in 14 plays to increase its lead.

Chris Masson found Ladarius Green in the back of the end zone at 9:14 of the second quarter to cut the deficit to 10-7.

It only took 47 seconds for MT to cover 60 yards in four plays, capped off by a Phillip Tanner 26-yard TD run, to grab a 17-7 lead.

After stalling on the ensuing possession, a Dwight Bentley interception gave UL possession again. Five plays later, Blaine Gautier rushed around the right end for a two-yard touchdown with 3:04 remaining in the first half.

The Blue Raiders were able to tack on another three points before the half with 55-yard field goal by Alan Grendreau.

The momentum continued to swing in MT's favor early in the third quarter. To start the second half, UL would be forced to punt on its first two possessions.

After the second punt, the Blue Raiders struck on third down as Logan Kilgore connected with Malcolm Beyah on a 62-yard pass play to increase the lead to 27-14.

The Blue Raiders struck again on another big play with D.D. Kyles scoring on a 74-yard run near the end of the third quarter to increase the lead to 20 points.

Scoring Summary

Middle Tennessee	3	17	14	0	34
Louisiana	0	14	0	0	14
1st	12:39	MT - Grendreau 40 yd field goal			
2nd	13:22	MT - Kyles 8 yd run (Grendreau kick)			
	9:14	UL - Green 3 yd pass from Masson (Albrecht kick)			
	8:27	MT - Tanner 26 yd run (Grendreau kick)			
	3:04	UL - Gautier 2 yd run (Albrecht kick)			
	1:07	MT - Grendreau 55 yd field goal			
3rd	10:02	MT - Beyah 62 yd pass from Kilgore (Grendreau kick)			
	1:02	MT - Kyles 74 yd run (Grendreau kick)			

Team Statistics

	MT	UL
First Downs	19	18
Rushes-Yards (Net)	34-217	47-126
Passing-Yards (Net)	21/36-207	19/37-214
Total Offense (Plays-Yards)	70-424	84-340
Punt Returns-Yards	3-30	2-21
Kick Returns-Yards	2-44	5-97
Punts-Average	7-43.6	8-40.6
Fumbles-Lost	0-0	2-2
Penalties-Yards	9-76	4-30
Time of Possession	25:01	34:59

Individual Statistics

RUSHING: MT - Tanner 17-104; Kyles 5-84; Cunningham 8-23; Pratcher 3-5; Kilgore 1-1. UL - Streater 11-63; Masson 15-22; Gautier 12-17; Shankle 4-15; Lawson 2-12; TEAM 1-0; Spikes 2-(-3).

PASSING: MT - Kilgore 21-36-1-207. UL - Masson 16-32-0-192; Gautier 3-5-0-22.

RECEIVING: MT - Cunningham 3-24; Turner 3-17; Beyah 2-86; Banks 2-20; Jefferson 2-15; Caldwell 2-14; Brown 2-10; McDonald 2-10; Kyles 1-14; Blissard 1-3; Andrews 1-(-6). UL - Miller 4-43;

Lawson 3-53; Green 3-38; Falgout 3-28; Joseph 3-13; Spikes 1-18; Wolfe 1-17; Maxwell 1-4.

RAGIN' CAJUNS RECAPS

GAME 4

at North Texas

 Louisiana	28
 North Texas	27

Sat., Oct. 2, 2010 • Fouts Field
Denton, Texas • Attendance: 17,015

Blocked Extra Point Secures Cajuns Victory

DENTON, Texas—Behind a career game from quarterback Chris Masson and a blocked extra point by Jermaine Rogers with 31 seconds remaining, Louisiana held on for a 28-27 victory over North Texas.

Masson threw for a career-high 310 yards and tied his career mark with two touchdown passes.

A pair of 20-plus yard catches by Richie Falgout on the Cajuns opening possession set up first-and-goal. Three plays later, Blaine Gautier capped the drive with a one-yard touchdown run at 6:23 of the first quarter.

UL built a 14-0 lead early in the second quarter following a 40-yard fumble return for a touchdown by Lance Kelley.

NT responded with an eight-play, 47-yard scoring drive. Riley Dodge capped the drive with a six-yard TD run at 6:02.

On the game's next play, Masson found Aaron Spikes wide open down the right side for an 82-yard scoring strike that returned the advantage to 14 points.

The Mean Green rallied before the end of the first half. Dodge tossed a 37-yard touchdown to Alex Lott with 1:42 on the clock, slicing the Cajuns lead to 21-14 at the break.

The Cajuns struck quickly to begin the second half. Masson hit Javone Lawson with a 60-yard touchdown pass. UL led 28-14 with 13:15 to play in the third quarter.

NT cut the deficit to seven points thanks to a four-yard touchdown run by Lance Dunbar with 8:53 left in the game.

The Cajuns were able run four minutes off the clock, but eventually punted back to the Mean Green.

The hosts drove 91 yards ending in a four-yard pass from Dodge to Darius Carey with 31 seconds remaining to cut UL's lead to 28-27. Rogers dashed NT's hopes of forcing overtime when he deflected the ball on Trent Deans' PAT.

Scoring Summary

Louisiana	7	14	7	0	28
North Texas	0	14	0	13	27
1st	6:23	UL - Gautier 1 yd run (Albrecht kick)			
2nd	10:12	UL - Kelley 40 yd fumble recovery (Albrecht kick)			
	6:02	NT - Dodge 6 yd run (Deans kick)			
	5:46	UL - Spikes 82 yd pass from Masson (Albrecht kick)			
	1:42	NT - Lott 37 yd pass from Dodge (Deans kick)			
3rd	13:15	UL - Lawson 60 yd pass from Masson (Albrecht kick)			
4th	8:53	NT - Dunbar 3 yd run (Deans kick)			
	0:31	NT - Carey 4 yd pass from Dodge (Deans kick blocked)			

Team Statistics

	UL	NT
First Downs	13	21
Rushes-Yards (Net)	25-41	44-187
Passing-Yards (Net)	18/32-310	22/31-191
Total Offense (Plays-Yards)	57-351	75-378
Punt Returns-Yards	2-10	0-0
Kick Returns-Yards	4-56	5-107
Punts-Average	7-39.9	7-49.3
Fumbles-Lost	0-0	2-1
Penalties-Yards	7-40	15-102
Time of Possession	23:25	36:35

Individual Statistics



RUSHING: UL - Spikes 7-18; Streeter 3-9; Miller 1-6; Gautier 2-6; Walker 3-4; Hill 1-1; Shankle 1-0; Masson 6(-1); TEAM 1(-2).
NT - Dunbar 24-141; Dodge 15-43; Carey 1-21; Hamilton 3-5; TEAM 1(-28); Drake 0-5.

PASSING: UL - Masson 18-32-0-310. NT - Dodge 22-31-1-191.

RECEIVING: UL - Spikes 4-99; Lawson 4-77; Falgout 4-69; Streeter 2-11; Wolfe 1-20; Hill 1-20; Miller 1-9; Joseph 1-5. NT - Carey 5-49; Jackson 5-27; Dunbar 3-33; Lewis 3-12; Olawale 2-22; Hamilton 2-6; Lott 1-37; Taylor 1-5.

GAME 5

vs. No. 22 Oklahoma St.

 No. 22 Oklahoma St.	54
 Louisiana	28

Fri., Oct. 8, 2010 • Cajun Field • ESPN2 HD
Lafayette, La. • Attendance: 25,881

OSU Needs Second Half Surge to Shake Off UL

LAFAYETTE—Oklahoma State scored touchdowns on its first three possessions of the second half, erasing a halftime deficit, and rode the momentum swing to a 54-28 victory over Louisiana in an ESPN2 telecast.

The scoring spree built a 38-21 with only 8:56 rolled off the clock in the third quarter.

Daryl Surgent returned a kickoff 97 yards for UL dropping the deficit to 10 points with 5:49 left in the third quarter.

The Cajuns offense, though, was shutout for the remainder of the second half and the Cowboys scored the game's final 16 points.

Chris Masson completed 33-of-55 passes for 308 yards and two scores. Javone Lawson, Andrew Joseph, Marlin Miller and Richie Falgout each had five receptions.

OSU was led by Justin Blackmon's 190 yards receiving on a game-high 13 catches. Quarterback Brandon Weeden completed 29-of-47 passes for 351 yards and five scores.

A Dan Bailey career-long, 52-yard field goal and Weeden 11-yard TD pass to Blackmon opened a 10-0 lead for the Cowboys in the first quarter.

A roughing the kicker penalty on a Spencer Ortega punt kept the ensuing possession alive for the Cajuns. Blaine Gautier eventually found paydirt on a one-yard run in the opening minutes of the second quarter.

OSU was able to stretch the lead to 17-7 at 11:07 after Weeden hooked up with Blackmon for the second time.

The Cajuns answered as James Butler caught three passes on the six-play drive, the final one a 35-yard TD catch at 4:35.

On the next drive, Lionel Stokes picked off Weeden at the UL 39-yard line after a deflection. With 21 seconds remaining in the half and facing a third-and-goal, Masson found Aaron Spikes open on an underneath route for a 21-17 lead.

Scoring Summary

No. 22 Oklahoma State	10	7	24	13	54
Louisiana	0	21	7	0	28
1st	12:38	OSU - Bailey 52 yd field goal			
	4:40	OSU - Blackmon 11 yd pass from Weeden (Bailey kick)			
2nd	13:13	UL - Gautier 1 yd run (Baer kick)			
	11:07	OSU - Blackmon 37 yd pass from Weeden (Bailey kick)			
	4:35	UL - Butler 35 yd pass from Masson (Baer kick)			
	0:22	UL - Spikes 7 yd pass from Masson (Baer kick)			
3rd	12:24	OSU - Hunter 1 yd run (Bailey kick)			
	10:55	OSU - Harrison 24 yd pass from Brandon (Bailey kick)			
	6:04	OSU - Anyiam 22 yd pass from Weeden (Bailey kick)			
	5:49	UL - Surgent 97 yd kickoff return (Baer kick)			
	1:04	OSU - Bailey, Dan 25 yd field goal			
4th	9:44	OSU - Bailey, Dan 52 yd field goal			
	6:17	OSU - Bailey, Dan 47 yd field goal			
	4:59	OSU - Youman 1 yd pass from Weeden (Bailey kick)			

Team Statistics

	OSU	UL
First Downs	27	23
Rushes-Yards (Net)	36-141	25-34
Passing-Yards (Net)	29/47-351	36/62-334
Total Offense (Plays-Yards)	83-492	87-368
Punt Returns-Yards	2-22	0-0
Kick Returns-Yards	4-123	8-238
Punts-Average	2-37.0	6-36.7
Fumbles-Lost	0-0	1-1
Penalties-Yards	4-39	6-24
Time of Possession	27:12	32:48

Individual Statistics

RUSHING: OSU - Hunter 28-126; Smith, 2-19; Randle 3-9; TEAM 2(-4); Weeden 1(-9). UL - Gautier 10-30; Spikes 7-16; Shankle 1-5; Walker 1-3; TEAM 1(-1); Masson 5(-19).
PASSING: OSU - Weeden 29-47-2-351. UL - Masson 33-55-1-308; Gautier 3-7-0-26.
RECEIVING: OSU-Blackmon 13-190; Harrison 4-51; Randle 4-43; Anyiam 3-41; Anderson 2-9; Moore 1-11; Cooper 1-5; Youman 1-1. UL - Lawson 5-57; Joseph 5-50; Miller 5-38; Falgout 5-30; Butler 4-62; Spikes 4-47; Hill 3-21; Walker 2-8; Surgent 1-14; Wolfe 1-4; Goodlett 1-3.

GAME 6

at Troy

 Louisiana	24
 Troy	31

Sat., Oct. 16, 2010 • Veterans Stadium
Troy, Ala. • Attendance: 22,283

Fourth-Quarter Turnover Causes Trouble in Troy

TROY, Ala.—Louisiana's Ragin' Cajuns racked up a season-best five turnovers on defense, but surrendered four of their own in a 31-24 defeat on the road at Troy.

A costly fourth quarter fumble on a first-and-goal situation proved to be the difference.

Already leading 21-17, UL had the opportunity to build a two-score lead. However, the Trojans picked up a fumble at the five-yard line and returned it 62 yards. Three plays later a 34-yard touchdown pass by John Chandler returned the lead to Troy, 24-21 with 9:26 remaining.

Brett Baer pulled the Cajuns even with a 42-yard field goal at the 7:11 mark.

Starting at the UL 47-yard line, Troy's Chris Anderson rolled off rushes of 28 and 11 yards to move the hosts to the Cajuns 14 yard line.

UL appeared to have held Troy to a field goal, but on fourth down the Cajuns were whistled for illegal procedure. That opened the door for Corey Robinson to find Jernel Jernigan for the game-winning tally with 4:43 remaining.

Both teams put up similar numbers with UL gaining 350 yards to Troy's 380.

In his first game of the season, quarterback Brad McGuire punched into the end zone on the Cajuns' opening possession to claim an early 7-0 lead.

After Troy jumped on the board three seconds into the second quarter, McGuire's second rushing TD of the night capped off a seven-play, 44-yard drive at the 9:12 mark and gave UL a 14-7 edge.

After a Michael Taylor field goal at 4:58, Troy forced a Cajuns punt and capitalized. Jernigan made six Cajuns miss on the return and went 75 yards for the Trojans' first lead.

Scoring Summary

Louisiana	7	7	0	10	24
Troy	0	17	0	14	31
1st	10:54	UL - McGuire 1 yd run (Baer kick)			
2nd	14:57	TROY - Southward 6 yd run (Taylor kick)			
	9:12	UL - McGuire 1 yd run (Baer kick)			
	4:58	TROY - Taylor 26 yd field goal			
	2:45	TROY - Jernigan 75 yd punt return (Taylor kick)			
4th	12:54	UL - Miller 5 yd pass from Masson (Baer kick)			
	9:26	TROY - Bruce 34 yd pass from Chandler (Taylor kick)			
	7:11	UL - Baer 42 yd field goal			
	4:43	TROY - Jernigan 12 yd pass from Robinson (Taylor kick)			

Team Statistics

	UL	TROY
First Downs	18	18
Rushes-Yards (Net)	38-98	35-109
Passing-Yards (Net)	25/44-252	25/35-271
Total Offense (Plays-Yards)	82-350	70-380
Punt Returns-Yards	2-0	3-86
Kick Returns-Yards	6-105	5-52
Punts-Average	7-41.1	4-39.0
Fumbles-Lost	4-3	2-2
Penalties-Yards	8-43	6-77
Time of Possession	34:41	25:19


Individual Statistics

RUSHING: UL - Spikes 14-40; Walker 8-21; Ortega 1-19; McGuire 9-17; Miller 1-5; Masson 5(-4). TROY - Anderson 11-49; Southward 9-39; Harris 3-31; Chandler 4-12; Jernigan 3(-1); Robinson 5(-21).
PASSING: UL - Masson 23-41-1-246; McGuire 2-3-0-6. TROY - Robinson 23-33-3-237; Jernigan 1-1-0-0; Chandler 1-1-0-34.
RECEIVING: UL - Lawson 6-75; Miller 5-15; Green 4-96; Walker 4-25; Joseph 3-31; Hill 2-16; Spikes 1(-6). TROY - Jernigan 6-77; Bruce 4-63; Gill 4-55; Anderson 4-8; Reeves 3-38; Silvooy 1-21; Thomas 1-5; Moncrief 1-4; Southward 1-0.

RAGIN' CAJUNS RECAPS

GAME 7

vs. Western Kentucky

 Western Kentucky 54
 Louisiana 21

Sat., Oct. 23, 2010 • Cajun Field
Lafayette, La. • Attendance: 15,641

WKU Spoils UL's Homecoming Contest

LAFAYETTE-Louisiana was dealt a 54-21 defeat by Western Kentucky in the school's 65th annual Homecoming game.

The Hilltoppers built a 27-7 halftime lead, then after Brad McGuire scored on a 1-yard run on UL's first possession of the second half, WKU scored 27 unanswered points to put the game out of reach.

WKU jumped on the scoreboard first scoring on a Casey Tinius 20-yard field goal at 2:17 of the first quarter.

On the ensuing possession, Chris Masson fumbled on a sack and it was scooped up by WKU's Jamarcus Allen and returned 69 yards for a score.

Three plays into the next drive, Masson found Aaron Spikes wide open down the sideline for a 52-yard touchdown that trimmed the Cajuns' deficit to 10-7 at 11:35 of the second quarter.

WKU responded with a scoring drive that covered 8:33 to grab a 17-7 lead.

The Hilltoppers were given a short field after Spencer Ortego fumbled a snap on a punt from the UL 20-yard line. Two plays later, WKU scored to take a 24-7 lead.

UL drove to the WKU 37-yard line, but failed on a fourth-down conversion giving WKU the ball with 38 seconds left before halftime.

The Hilltoppers added a 47-yard field goal by Tinius as time expired on the first half.

UL drove 60 yards for a touchdown on a 10-play drive to start the third quarter. McGuire capped off the drive with a 1-yard TD run at 10:25 that dropped the WKU lead to 27-14.

The Hilltoppers responded with a six-play, 70-yard scoring drive for the first of 27 unanswered points that opened a 54-14 edge by the 9:25 mark of the fourth quarter.

Scoring Summary

Western Kentucky	3	24	13	14	54
Louisiana	0	7	7	7	21
1st	2:17	WKU - Tinius 20 yd field goal			
2nd	13:01	WKU - Allen 69 yd fumble recovery (Tinius kick)			
	11:35	UL - Spikes 52 yd pass from Masson (Baer kick)			
	3:02	WKU - Jakes 1 yd run (Tinius kick)			
	1:48	WKU - Andrews 4 yd run (Tinius kick)			
	0:00	WKU - Tinius 47 yd field goal			
3rd	10:25	UL - McGuire 1 yd run (Baer kick)			
	7:38	WKU - Jakes 1 yd run (Tinius kick failed)			
	1:14	WKU - Coley 43 yd pass from Jakes (Tinius kick)			
4th	13:17	WKU - Brooks 62 yd interception return (Tinius kick)			
	9:25	WKU - Andrews 30 yd run (Tinius kick)			
	1:45	UL - McGuire 1 yd run (Baer kick)			

Team Statistics

	WKU	UL
First Downs	21	16
Rushes-Yards (Net)	37-147	32-96
Passing-Yards (Net)	18/23-262	17/35-255
Total Offense (Plays-Yards)	60-409	67-351
Punt Returns-Yards	1-9	0-0
Kick Returns-Yards	4-58	7-125
Punts-Average	0-0.0	2-36.5
Fumbles-Lost	1-0	2-1
Penalties-Yards	4-28	7-42
Time of Possession	32:02	27:58

Individual Statistics

RUSHING: WKU - Rainey 21-67; Andrews 7-52; Jakes 4-28; McNeal 1-8; Campbell 1(-2); TEAM 3(-6). UL - Spikes 9-42; McGuire 11-24; Gautier 2-17; Walker 3-5; Ortego 1-4; Masson 5-2; Walker 1-2.

PASSING: WKU - Jakes 18-22-0-262; TEAM 0-1-0-0. UL - Masson 16-34-2-223; McGuire 1-1-0-32.

RECEIVING: WKU - Vasquez 8-76; McNeal 5-88; Coley 2-74; Rainey 2-11; Doyle 1-13. UL - Wolfe 4-94; Miller 3-15; Spikes 2-54; Butler 2-27; Joseph 2-16; Falgout 2-5; Hill 1-32; Green 1-12.

GAME 8

at Ohio

 Louisiana 31
 Ohio 38

Sat., Oct. 30, 2010 • Peden Stadium
Athens, Ohio • Attendance: 15,255

Ohio Slips by Louisiana in Fourth Quarter

ATHENS, Ohio-Three scores in the final quarter helped Ohio rally and eventually escape with a 38-31 victory over Louisiana.

The Cajuns led 17-16 after three quarters, but lost the lead when Boo Jackson hit Terrence McCrae with a 13-yard touchdown strike at 13:40 of the fourth quarter.

The Bobcats built a 14 point lead when Jackson hit Bakari Bussey on a 24-yard touchdown strike with 9:17 remaining.

UL came back with a flurry. Aaron Spikes scored on a one-yard plunge that cut the deficit to 31-24 by the 5:21 mark.

Ohio answered right back going 77 yards in three plays, scoring on a 20-yard run by Ryan Boykin with 3:43 left.

The Cajuns offense needed just 2:05 to score again. A three-yard touchdown pass from Brad McGuire to Ladarius Green got UL back within seven points.

Orkeys Auriene snared the onside kick, then McGuire directed the team down to the Ohio 15-yard line. However, UL turned the ball over on downs with 42 seconds remaining.

Ohio scored the game's first points, following a nine-play, 69-yard drive that covered 4:28.

UL's defense collected interceptions on Ohio's next four possessions. After the first pick, by Cooper Gerami, McGuire led the Cajuns on a nine-play, 68-yard scoring drive to tie the game at 13:52 of the second quarter.

Two possessions later, following the third interception, McGuire tossed a TD pass to Spikes at 7:07 for a 14-7 lead.

The fourth interception, which was Auriene's second of the game, nearly resulted in points. On third down, a long completion, and potential touchdown, was dropped forcing the Cajuns to punt.

Ohio quickly moved 39 yards in six plays, then Matt Weller kicked a 34-yard field goal to slice the UL lead to 14-10.

Scoring Summary

Louisiana	0	14	3	14	31
Ohio	7	3	6	22	38
1st	7:55	OHIO - Jackson 7 yd run (Weller kick)			
2nd	13:52	UL - Spikes 20 yd pass from McGuire (Baer kick)			
	7:07	UL - Spikes 7 yd run (Baer kick)			
	1:33	OHIO - Weller 34 yd field goal			
3rd	8:26	UL - Baer 20 yd field goal			
	3:43	OHIO - Thompson 3 yd pass from Jackson (Hershey rush failed)			
4th	13:40	OHIO - McCrae 13 yd pass from Jackson (Dunlop pass from Jackson)			
	9:17	OHIO - Bussey 24 yd pass from Jackson (Weller kick)			
	5:21	UL - Spikes 1 yd run (Baer kick)			
	3:43	OHIO - Boykin 20 yd run (Weller kick)			
	1:36	UL - Green 3 yd pass from McGuire (Baer kick)			

Team Statistics

	UL	OHIO
First Downs	24	23
Rushes-Yards (Net)	39-73	32-174
Passing-Yards (Net)	27/43-398	16/22-240
Total Offense (Plays-Yards)	82-471	54-414
Punt Returns-Yards	0-0	4-45
Kick Returns-Yards	6-52	4-105
Punts-Average	5-43.2	0-0.0
Fumbles-Lost	1-0	0-0
Penalties-Yards	3-29	1-15
Time of Possession	34:22	25:38

Individual Statistics

RUSHING: UL - Spikes 12-37; McGuire 22-33; Butler 1-3; Surgent 1-2; Walker 1-2; Masson 1(-1); Shankle 1(-3). OHIO - Jackson 11-74; Davidson 7-36; Harden 10-36; Boykin 2-21; Hershey 1-8; TEAM 1(-1).

PASSING: UL - McGuire 25-39-1-384; Masson 2-4-0-14. OHIO - Jackson 16-22-4-240.

RECEIVING: UL - Green 6-107; Wolfe 5-58; Surgent 4-110; Spikes 4-46; Hill 3-27; Joseph 3-25; Butler 2-25. Ohio - Goulet 5-126; McCrae 3-30; Bussey 2-36; Thompson 2-16; Dunlop 2-15; Hill 1-9; Harden 1-8.

GAME 9

at Ole Miss

 Louisiana 21
 Ole Miss 43

Sat., Nov. 6, 2010 • Vaught-Hemingway Stadium
Oxford, Miss. • Attendance: 53,144

Rebels Take Advantage of Cajuns Turnovers

OXFORD, Miss.-Three first half turnovers proved too much to overcome as Louisiana fell to Ole Miss, 43-21, in the first meeting between the two schools since 1987.

The Rebels scored 17 points off the Cajuns' miscues, all coming in the first quarter.

UL converted twice on third down on the game's opening possession, then hit paydirt when Brad McGuire connected with Aaron Spikes on a 27-yard touchdown pass at 12:24 of the first quarter.

The Rebels countered with a six-play, 60-yard drive to tie the contest at 7-7 just two minutes later.

Ole Miss' lead grew to 24-7 after the Cajuns' next three possessions were cut short as the result of a turnover. The Rebels intercepted two passes and recovered a fumble in UL territory to score two touchdowns and tack on a field goal.

On their fifth drive, UL snapped the turnover streak and scored a touchdown to trim the Rebels' lead. McGuire capped off the six-play, 74-yard drive with a three-yard touchdown run.

Ole Miss looked to put up another touchdown near the end of the first half. But a fumble at the seven-yard line came up in UL's favor and Melvin White returned the ball 93 yards for the score to slice the Cajuns deficit to 27-21.

The Rebels would eventually add a field goal as the half expired to hold a 30-21 advantage at the break.

The only points of the third quarter came when the Rebels added a 27-yard field goal at the 1:43 mark.

The Cajuns defense held the Rebels to a field goal early in the fourth quarter to keep a two-possession game intact.

UL would go three-and-out on the ensuing possession and an Ole Miss touchdown with less than a minute remaining sealed the Cajuns' fate.

Scoring Summary

Louisiana	7	14	0	0	21
Ole Miss	24	6	3	10	43
1st	12:24	UL - Spikes 27 yd pass from McGuire (Baer kick)			
	10:04	UM - Bolden 2 yd run (Rose kick)			
	4:50	UM - Rose 24 yd field goal			
	3:19	UM - Masoli 6 yd run (Rose kick)			
	0:41	UM - Bolden 15 yd pass from Masoli (Rose kick)			
2nd	8:03	UM - Rose 30 yd field goal			
	4:51	UL - McGuire 3 yd run (Baer kick)			
	0:31	UL - White 93 yd fumble recovery (Bae kick)			
	0:00	UM - Rose 30 yd field goal			
3rd	1:43	UM - Rose 27 yd field goal			
4th	10:56	UM - Rose 20 yd field goal			
	0:58	UM - Bolden 3 yd run (Rose kick)			

Team Statistics

	UL	UM
First Downs	13	24
Rushes-Yards (Net)	24-76	50-298
Passing-Yards (Net)	7/21-139	11/22-180
Total Offense (Plays-Yards)	45-215	72-478
Punt Returns-Yards	0-0	2-42
Kick Returns-Yards	9-160	3-80
Punts-Average	5-43.6	2-35.5
Fumbles-Lost	2-1	2-1
Penalties-Yards	6-55	8-64
Time of Possession	23:12	36:48

Individual Statistics

RUSHING: UL - McGuire 14-42; Spikes 4-22; Walker 5-12; Desormeaux 1-0. UM - Bolden 18-136; Davis 19-116; Masoli 3-17; Herman 1-14; Neat 2-9; R. Scott 4-7; J. Scott 2-1; Eastland 1(-2).

PASSING: UL - McGuire 7-21-2-139. UM - Stanley 6-14-0-108; Masoli 5-8-0-72.

RECEIVING: UL - Spikes 2-54; Hill 1-33; Green 1-23; Wolfe 1-11; Walker 1-9; Joseph 1-9. UM - Bolden 4-80; Harris 3-41; Epperson 1-25; Neat 1-14; Summers 1-11; Logan 1-9.

RAGIN' CAJUNS RECAPS

GAME 10

at Florida Atlantic

 Louisiana	23
 Florida Atlantic	24

Sat., Nov. 13, 2010 • Lockhart Stadium
Fort Lauderdale, Fla. • Attendance: 12,044

Cajuns Fall One Play Short at FAU

FORT LAUDERDALE, Fla.-Louisiana fell one play short, losing to Florida Atlantic by a final score of 24-23 at Lockhart Stadium.

Trailing by seven points late in the game, Blaine Gautier threw a 43-yard touchdown pass to Vernon Wolfe.

The extra point would tie the game with 1:45 left, but the Cajuns went for the win with a two-point conversion. Gautier's pass fell incomplete to Marlin Miller. UL tried the onside kick, but it was unsuccessful.

Gautier made his first career start under center and finished 21-of-36 passing for 254 yards and two touchdowns.

FAU scored on its first possession. A four-yard touchdown pass from Jeff Van Camp to Xavier Stinson gave the hosts a 7-0 lead at 10:40 of the first quarter.

Gautier connected with Ladarius Green on a 63-yard pass down to the Owls six-yard line, but Wolfe fumbled on the next play to give the ball back to FAU.

The Owls increased their lead to 14-0 thanks to a five-play, 82-yard drive.

Gautier led the Cajuns on a 15-play, 83-yard scoring drive late in the second quarter to cut the FAU lead to 14-7 with 54 seconds remaining.

A sack and forced fumble by Nate Douglas provided the Cajuns with a chance to score again, but Gautier was intercepted at the FAU 22-yard line with 15 seconds left.

Van Camp's third TD pass, a 16-yarder to Alfred Morris, gave FAU a two touchdown lead at 8:09 of the third quarter.

A 10-yard run by Gautier at 2:21 of the third quarter pulled the Cajuns back within one score.

FAU added a 23-yard field goal by Ross Gornall with 9:07 remaining. The Cajuns countered with a 37-yard boot by Brett Baer with 4:42 left to pull within seven points.

Scoring Summary

Louisiana	0	7	7	9	23
Florida Atlantic	14	0	7	3	24
1st	10:40	FAU - Stinson 4 yd pass from Van Camp (Gornall kick)			
	2:43	FAU - Jean 45 yd pass from Van Camp (Gornall kick)			
2nd	0:54	UL - Green 17 yd pass from Gautier (Baer kick)			
3rd	8:09	FAU - Morris 16 yd pass from Van Camp (Gornall kick)			
	2:21	UL - Gautier 10 yd run (Baer kick)			
4th	9:07	FAU - Gornall 23 yd field goal			
	4:42	UL - Baer 37 yd field goal			
	1:45	UL - Wolfe 43 yd pass from Gautier (Gautier pass failed)			

Team Statistics

	UL	FAU
First Downs	23	17
Rushes-Yards (Net)	45-173	37-140
Passing-Yards (Net)	21/37-254	11/18-183
Total Offense (Plays-Yards)	82-427	55-323
Punt Returns-Yards	1-4	2-49
Kick Returns-Yards	3-40	4-76
Punts-Average	6-37.2	6-42.7
Fumbles-Lost	2-1	1-1
Penalties-Yards	7-55	6-98
Time of Possession	36:19	23:41

Individual Statistics

RUSHING: UL - Gautier 15-86; Spikes 17-48; Walker 9-33; Desormeaux 2-14; Wolfe 2(-8). FAU - Morris 22-143; Floyd 5-25; Stinson 1-4; Blanchard 1-2; TEAM 3(-8); Van Camp 5(-26).


PASSING: UL - Gautier 21-36-1-254; Ortego 0-1-0-0.

FAU - Van Camp 11-18-0-183.

RECEIVING: UL - Green 6-111; Hill 5-46; Wolfe 2-51; Walker 2-14; Desormeaux 1-12; Miller 1-11; Spikes 1-10; Joseph 1-5; Falgout 1-0; Maxwell 1(-6). FAU - Housler 3-73; Stinson 3-15; Morris 2-19; Jean 1-45; Holley 1-17; Richardson 1-14.

GAME 11

vs. FIU

 FIU	38
 Louisiana	17

Sat., Nov. 20, 2010 • Cajun Field
Lafayette, La. • Attendance: 13,041

Cajuns Fall to FIU on Senior Night

LAFAYETTE-Blaine Gautier's 55-yard touchdown run at 3:05 of the third quarter pulled Louisiana within seven points, but FIU produced a pair of scores late in the fourth quarter to pull away for a 38-17 victory.

Gautier's score trimmed the Cajuns' deficit to 24-17. UL forced FIU into a three-and-out, however would stall at the FIU 48-yard line and returned the ball to FIU with 12:50 remaining.

A Spencer Ortego punt pinned FIU at its own six-yard line, however the visitors marched 94 yards over 15 plays, culminating in a Darriet Perry rushing touchdown at 5:52 for a 21-17 edge.

Toronto Smith intercepted a Blaine Gautier pass three plays into the ensuing possession and FIU cashed in getting a Perry rushing TD with 3:52 remaining to wrap up the victory.

Gautier led all players with 112 rushing yards. He also completed 13 passes for 186 yards.

After a scoreless first quarter, FIU capped off a 16-play, 99-yard drive in the opening minutes of the second quarter for a 7-0 lead.

Brett Baer split the uprights on a 25-yard field goal to make the contest 7-3, at the 7:20 mark, and that's where the score remained at halftime.

In the opening minutes of the third quarter, a 49-yard pass set up FIU's second touchdown of the night. An interception of a Gautier pass led to a Jack Griffin field goal at 9:47 and the FIU lead grew to 17-3.

Gautier answered for UL. He connected with Ladarius Green on a 50-yard score at 8:36 cutting the deficit to 17-10.

UL forced a punt, but on the fourth play of the ensuing drive Junior Mertile picked off a Gautier pass and scampered 26 yards into the UL end zone for a 24-10 edge at 4:05.

Scoring Summary

FIU	0	7	17	14	38
Louisiana	0	3	14	0	17
2nd	11:30	FIU - Faucher 6 yd pass from Carroll (Griffin kick)			
	7:20	UL - Baer 25 yd field goal			
3rd	13:50	FIU - Perry 5 yd run (Griffin kick)			
	9:47	FIU - Griffin 25 yd field goal			
	8:36	UL - Green 50 yd pass from Gautier (Baer kick)			
	4:05	FIU - Mertile 26 yd interception return (Griffin kick)			
	3:05	UL - Gautier 55 yd run (Baer kick)			
4th	5:52	FIU - Perry 3 yd run (Griffin kick)			
	3:52	FIU - Perry 7 yd run (Griffin kick)			

Team Statistics

	FIU	UL
First Downs	17	22
Rushes-Yards (Net)	40-155	43-204
Passing-Yards (Net)	16/19-162	13/30-186
Total Offense (Plays-Yards)	59-317	73-390
Punt Returns-Yards	0-0	4-61
Kick Returns-Yards	4-72	5-91
Punts-Average	5-33.0	3-38.0
Fumbles-Lost	0-0	4-0
Penalties-Yards	5-54	9-90
Time of Possession	29:47	30:13

Individual Statistics

RUSHING: FIU - Mallory 15-84; Perry 20-77; Hilton 2-1; Carroll 3(-7). UL - Gautier 28-112; Spikes 5-46; Walker 5-22; Desormeaux 4-21; Surgent 1-3.

PASSING: FIU - Carroll 16-19-0-162. UL - Gautier 13-29-3-186; Kensey 0-1-0-0.

RECEIVING: FIU - Hilton 4-73; Perry 3-24; Ellingson 2-21; Mallory 2-18; Faucher 2-14; Anderson 1-7; Times 1-5; Younger 1-0. UL - Green 6-103; Wolfe 4-40; Surgent 1-27; Falgout 1-9; Miller 1-7.

GAME 12

at La.-Monroe

 Louisiana	23
 La.-Monroe	22

Sat., Nov. 27, 2010 • Malone Stadium
Monroe, La. • Attendance: 9,215

UL Ends Season with Win in Monroe

MONROE-A blocked extra point by Cooper Gerami prevented La.-Monroe from completing a fourth quarter comeback and allowed Louisiana to hold on for a 23-22 victory in the 2010 season finale.

UL held a 23-13 lead in the fourth quarter, but nearly saw the lead disappear when La.-Monroe quarterback Kolton Browning scored from 10 yards out on a keeper with 4:55 remaining to draw the Warhawks within one point, 23-22.

Gerami blocked Radi Jabour's extra point attempt to preserve the Cajuns lead and the offense rolled 3:03 off the clock with a six-play drive that covered 70 yards down to the Warhawks goal line.

Chris Masson, making his first start since Oct. 30 at Ohio, completed 21-of-43 passes for a career-high 330 yards and two touchdowns.

On the game's opening drive, Browning connected with Keavon Milton in the back of the end zone at 12:00 to cap off a 7 play, 55-yard drive for a 7-0 Warhawks lead.

A Cajuns fumble on a punt return led to a Jabour field goal at 6:50 that opened a 10-point edge for La.-Monroe.

Masson's first completion to Ladarius Green was a 39-yard pickup that set up a 25-yard field goal from Brett Baer at 2:07 for the Cajuns' first points.

The Warhawks regained a 10-point edge with a 40-yard field goal on the first play of the second quarter.

A 73-yard touchdown pass from Masson to Aaron Spikes came with 8:15 remaining before halftime and cut the Cajuns deficit to 13-10. That score was the start of 20 unanswered points by UL, which was capped off by Masson tossing a five-yard touchdown pass to Green to increase the Cajuns lead to 23-13 with 0:35 left in the third quarter.

Scoring Summary

Louisiana	3	7	13	0	23
La.-Monroe	10	3	0	9	22
1st	12:00	ULM - Milton 1 yd pass from Browning (Jabour kick)			
	6:50	ULM - Jabour 34 yd field goal			
	2:07	UL - Baer 25 yd field goal			
2nd	14:55	ULM - Jabour 40 yd field goal			
	8:15	UL - Spikes 73 yd pass from Masson (Baer kick)			
3rd	12:16	UL - Baer 31 yd field goal			
	8:55	UL - Baer 32 yd field goal			
	0:35	UL - Green 5 yd pass from Masson (Baer kick)			
4th	9:33	ULM - Jabour 28 yd field goal			
	4:55	ULM - Browning 10 yd run (Jabour kick blocked)			

Team Statistics

	UL	ULM
First Downs	16	22
Rushes-Yards (Net)	24-48	44-182
Passing-Yards (Net)	21/43-330	17/37-164
Total Offense (Plays-Yards)	67-378	81-346
Punt Returns-Yards	2(-5)	2-8
Kick Returns-Yards	6-94	5-125
Punts-Average	7-37.4	5-40.4
Fumbles-Lost	1-1	3-1
Penalties-Yards	5-46	8-78
Time of Possession	29:08	30:52

Individual Statistics

RUSHING: UL - Walker 9-30; Spikes 6-12; Gautier 3-11; Desormeaux 1-1; Hill 1-1; TEAM 4(-7). ULM - Goodin 17-94; Edwards 15-64; Maye 2-18; Browning 10-6.

PASSING: UL - Masson 21-43-1-330. ULM - Browning 17-37-1-164.

RECEIVING: UL - Green 6-120; Butler 6-86; Spikes 4-76; Kensey 2-13; Joseph 1-14; Walker 1-12; Hill 1-9. ULM - Ambrose 4-29; Leonard 3-44; Hamm 3-39; Maye 3-38; Jordan 1-9; McCall 1-6; Milton 1-1; Edwards 1(-2).

2010 Louisiana Combined Team Statistics

RECORD:	OVERALL	HOME	AWAY	NEUTRAL
ALL GAMES.....	(3-9-0)	(1-4-0)	(2-5-0)	(0-0-0)
CONFERENCE.....	(3-5-0)	(1-3-0)	(2-2-0)	(0-0-0)
NON-CONFERENCE.....	(0-4-0)	(0-1-0)	(0-3-0)	(0-0-0)

DATE	OPPONENT	W/L	SCORE	ATTEND
Sep 04, 2010	at #23 Georgia	L	7-55	92746
*Sep 11, 2010	ARKANSAS STATE	W	31-24	15103
*Sep 25, 2010	MIDDLE TENNESSEE	L	14-34	17249
*Oct 02, 2010	at North Texas	W	28-27	17015
Oct 08, 2010	#22 OKLAHOMA STATE	L	28-54	25881
*Oct 16, 2010	at TROY	L	24-31	22283
*Oct 23, 2010	WESTERN KENTUCKY	L	21-54	15641
Oct 30, 2010	at Ohio	L	31-38	15255
Nov 06, 2010	at Ole Miss	L	21-43	53144
*Nov 13, 2010	at FAU	L	23-24	12044
*Nov 20, 2010	FIU	L	17-38	13041
*Nov 27, 2010	at ULM	W	23-22	9215

RUSHING	GP	Att	Gain	Loss	Net	Avg	TD	Long	Avg/G
Spikes, Aaron	12	103	366	27	339	3.3	2	22	28.2
Gautier, Blaine	10	77	337	57	280	3.6	5	55	28.0
Walker, Robert	11	50	170	8	162	3.2	0	20	14.7
Streeter, Kevis	4	20	155	2	153	7.7	1	69	38.2
McGuire, Brad	4	56	175	59	116	2.1	5	40	29.0
Shankle, Julian	7	21	69	5	64	3.0	0	12	9.1
Desormeaux, Mat	12	8	36	0	36	4.5	0	13	3.0
Masson, Chris	9	47	171	147	24	0.5	1	60	2.7
Ortego, Spencer	12	2	33	10	23	11.5	0	19	1.9
Lawson, Javone	6	2	12	0	12	6.0	0	10	2.0
Miller, Marlin	10	3	11	0	11	3.7	0	6	1.1
Joseph, Andrew	12	3	10	1	9	3.0	0	7	0.8
Surgent, Daryl	10	2	5	0	5	2.5	0	3	0.5
Butler, James	11	1	3	0	3	3.0	0	3	0.3
Walker, Yobes	10	1	2	0	2	2.0	0	2	0.2
Hill, Pierre	12	2	2	0	2	1.0	0	1	0.2
Wolfe, Vernon	11	3	4	8	-4	-1.3	0	4	-0.4
TEAM	8	13	0	30	-30	-2.3	0	0	-3.8
Total.....	12	414	1561	354	1207	2.9	14	69	100.6
Opponents.....	12	445	2261	310	1951	4.4	23	74	162.6

PASSING	GP	Effic	Cmp-Att-Int	Pct	Yds	TD	Lng	Avg/G
Masson, Chris	9	116.80	148-280-6	52.9	1842	11	82	204.7
Gautier, Blaine	10	100.11	45-89-6	50.6	550	3	63	55.0
McGuire, Brad	4	134.41	35-64-3	54.7	561	3	48	140.2
Ortego, Spencer	12	0.00	0-1-0	0.0	0	0	0	0.0
Kensey, Brandon	5	0.00	0-1-0	0.0	0	0	0	0.0
Lawson, Javone	6	824.80	1-1-0	100.0	47	1	47	7.8
Total.....	12	117.06	229-436-15	52.5	3000	18	82	250.0
Opponents.....	12	143.47	230-367-14	62.7	2842	26	65	236.8

TOTAL OFFENSE	G	Plays	Rush	Pass	Total	Avg/G
Masson, Chris	9	327	24	1842	1866	207.3
Gautier, Blaine	10	166	280	550	830	83.0
McGuire, Brad	4	120	116	561	677	169.2
Spikes, Aaron	12	103	339	0	339	28.2
Walker, Robert	11	50	162	0	162	14.7
Total.....	12	850	1207	3000	4207	350.6
Opponents.....	12	812	1951	2842	4793	399.4

RECEIVING	GP	No.	Yds	Avg	TD	Long	Avg/G
Green, Ladarius	10	44	794	18.0	7	63	79.4
Spikes, Aaron	12	23	398	17.3	6	82	33.2
Joseph, Andrew	12	22	238	10.8	1	47	19.8
Miller, Marlin	10	21	147	7.0	1	19	14.7
Wolfe, Vernon	11	19	295	15.5	1	43	26.8
Lawson, Javone	6	19	271	14.3	1	60	45.2
Falgout, Richie	9	18	162	9.0	0	26	18.0
Hill, Pierre	12	17	204	12.0	0	33	17.0
Butler, James	11	14	200	14.3	1	45	18.2
Walker, Robert	11	10	68	6.8	0	18	6.2
Surgent, Daryl	10	7	155	22.1	0	48	15.5
Streeter, Kevis	4	7	27	3.9	0	10	6.8
Shankle, Julian	8	2	15	7.5	0	16	1.9
Kensey, Brandon	5	2	13	6.5	0	7	2.6
Maxwell, Jacob	11	2	-2	-1.0	0	4	-0.2
Desormeaux, Mat	12	1	12	12.0	0	12	1.0
Goodlett, Ross	5	1	3	3.0	0	3	0.6
Total.....	12	229	3000	13.1	18	82	250.0
Opponents.....	12	230	2842	12.4	26	65	236.8

FIELD GOALS	FGM-FGA	Pct	01-19	20-29	30-39	40-49	50-99	Lg	Blk
Albrecht, Tyler	1-6	16.7	0-0	1-1	0-2	0-3	0-0	27	3
Baer, Brett	7-7	100.0	0-0	3-3	3-3	1-1	0-0	42	0

SCORING	TD	FGs	Kick	Rush	PATs			Saf	Points
					Rcv	Pass	DXP		
Spikes, Aaron	8	0-0	0-0	0-0	0	0-0	0	0	48
Baer, Brett	0	7-7	23-23	0-0	0	0-0	0	0	44
Green, Ladarius	7	0-0	0-0	0-0	0	0-0	0	0	42
McGuire, Brad	5	0-0	0-0	0-0	0	0-0	0	0	30
Gautier, Blaine	5	0-0	0-0	0-0	0	0-1	0	0	30
Albrecht, Tyler	0	1-6	11-11	0-0	0	0-0	0	0	14
Surgent, Daryl	1	0-0	0-0	0-0	0	0-0	0	0	6
Streeter, Kevis	1	0-0	0-0	0-0	0	0-0	0	0	6
Kelley, Lance	1	0-0	0-0	0-0	0	0-0	0	0	6
White, Melvin	1	0-0	0-0	0-0	0	0-0	0	0	6
Butler, James	1	0-0	0-0	0-0	0	0-0	0	0	6
Lawson, Javone	1	0-0	0-0	0-0	0	0-0	0	0	6
Wolfe, Vernon	1	0-0	0-0	0-0	0	0-0	0	0	6
Miller, Marlin	1	0-0	0-0	0-0	0	0-0	0	0	6
Joseph, Andrew	1	0-0	0-0	0-0	0	0-0	0	0	6
Masson, Chris	1	0-0	0-0	0-0	0	0-0	0	0	6
Total.....	35	8-13	34-34	0-0	0	0-1	0	0	268
Opponents.....	54	23-25	49-52	0-1	1	1-1	0	0	444

PUNTING	No.	Yds	Avg	Long	TB	FC	I20	Blkd
Ortego, Spencer	72	2885	40.1	55	1	15	18	0
Total.....	72	2885	40.1	55	1	15	18	0
Opponents.....	51	2139	41.9	64	9	13	24	1

PUNT RETURNS	No.	Yds	Avg	TD	Long
Auriene, Orkeys	10	44	4.4	0	16
Wolfe, Vernon	1	47	47.0	0	0
Total.....	11	91	8.3	0	16
Opponents.....	23	305	13.3	1	75

ALL PURPOSE	G	Rush	Rec	PR	KOR	IR	Tot	Avg/G
Spikes, Aaron	12	339	398	0	91	0	828	69.0
Green, Ladarius	10	0	794	0	0	0	794	79.4
Surgent, Daryl	10	5	155	0	629	0	789	78.9
Wolfe, Vernon	11	-4	295	47	28	0	366	33.3
Lawson, Javone	6	12	271	0	61	0	344	57.3
Total.....	12	1207	3000	91	1217	80	5595	466.2
Opponents.....	12	1951	2842	305	1025	183	6306	525.5

KICK RETURNS	No.	Yds	Avg	TD	Long
Surgent, Daryl	31	629	20.3	1	97
Spikes, Aaron	8	91	11.4	0	24
Streeter, Kevis	6	111	18.5	0	46
Miller, Marlin	5	87	17.4	0	27
Kelley, Lance	4	68	17.0	0	23
Walker, Robert	4	61	15.2	0	24
Lawson, Javone	3	61	20.3	0	23
Joseph, Andrew	2	22	11.0	0	13
Wolfe, Vernon	2	28	14.0	0	15
Auriene, Orkeys	1	24	24.0	0	24
Shankle, Julian	1	10	10.0	0	10
Thompson, Ian	1	2	2.0	0	2
Bentley, Dwight	1	23	23.0	0	23
Total.....	69	1217	17.6	1	97
Opponents.....	48	1025	21.4	0	49

TEAM STATISTICS	UL	OPP
SCORING.....	268	444
Points Per Game.....	22.3	37.0
FIRST DOWNS.....	210	243
Rushing.....	74	100
Passing.....	120	126
Penalty.....	16	17
RUSHING YARDAGE.....	1207	1951
Yards gained rushing.....	1561	2261
Yards lost rushing.....	354	310
Rushing Attempts.....	414	445
Average Per Rush.....	2.9	4.4
Average Per Game.....	100.6	162.6
TDs Rushing.....	14	23
PASSING YARDAGE.....	3000	2842
Comp-Att-Int.....	229-436-15	230-367-14
Average Per Pass.....	6.9	7.7
Average Per Catch.....	13.1	12.4
Average Per Game.....	250.0	236.8
TDs Passing.....	18	26
TOTAL OFFENSE.....	4207	4793
Total Plays.....	850	812
Average Per Play.....	4.9	5.9
Average Per Game.....	350.6	399.4
KICK RETURNS: #-Yards.....	69-1217	48-1025
PUNT RETURNS: #-Yards.....	11-91	23-305
INT RETURNS: #-Yards.....	14-80	15-183
KICK RETURN AVERAGE.....	17.6	21.4
PUNT RETURN AVERAGE.....	8.3	13.3
INT RETURN AVERAGE.....	5.7	12.2
FUMBLES-LOST.....	20-10	14-8
PENALTIES-Yards.....	68-491	76-666
Average Per Game.....	40.9	55.5
PUNTS-Yards.....	72-2885	51-2139
Average Per Punt.....	40.1	41.9
Net punt average.....	35.6	36.6
TIME OF POSSESSION/Game.....	30:38	29:21
3RD-DOWN Conversions.....	69/196	69/164
3rd-Down Pct.....	35%	42%
4TH-DOWN Conversions.....	13/27	4/8
4th-Down Pct.....	48%	50%
SACKS BY-Yards.....	17-116	39-248
TOUCHDOWNS SCORED.....	35	54
FIELD GOALS-ATTEMPTS.....	8-13	23-25
ON-SIDE KICKS.....	3-5	0-4
RED-ZONE SCORES.....	26-36 72%	48-51 94%
RED-ZONE TOUCHDOWNS.....	19-36 53%	34-51 67%
PAT-ATTEMPTS.....	34-34 100%	49-52 94%
ATTENDANCE.....	86915	221702
Games/Avg Per Game.....	5/17383	7/31672

SCORE BY QUARTERS	1st	2nd	3rd	4th	Total
Louisiana.....	34	129	65	40	- 268
Opponents.....	85	122	101	136	- 444

Louisiana Overall Defensive Statistics

DEFENSIVE LEADERS	GP	-----Tackles-----				TFL/Yds	-Sacks-	---Pass Def---			-Fumbles-		Blkd	
		Solo	Ast	Total				No-Yds	Int-Yds	BrUp	QBH	Rcv-Yds	FF	Kick
4 McCoy, Daylon	12	39	29	68	7.0-15	0.5-3	.	2	1	1-0	1	.	.	
11 Lewis-Buchanan,	11	37	26	63	6.0-30	2.5-26	1-29	6	
24 Stokes, Lionel	12	39	20	59	2.0-8	.	3-0	.	1	1-0	.	.	.	
5 Bentley, Dwight	11	48	10	58	3.0-15	0.5-4	1-15	6	
47 Fleming, Grant	8	28	26	54	1.5-5	.	1-11	
2 Auriene, Orkeys	12	21	18	39	0.5-1	.	3-0	8	
21 Kelley, Lance	7	21	13	34	0.5-1	.	1-0	1	1	1-40	1	.	.	
38 Gerami, Cooper	12	17	14	31	2.5-7	.	1-2	1	.	.	.	1	.	
58 Douglas, Nate	11	13	18	31	4.0-14	2.5-9	.	.	2	.	1	.	.	
44 Smith, Bernard	11	15	16	31	6.0-25	2.0-13	.	.	1	.	1	.	.	
56 Brooks, Richard	10	18	9	27	1.0-4	0.5-3	.	2	
45 Onyenekwu, Emek	12	16	9	25	6.5-36	3.5-29	.	1	.	.	1	.	.	
53 Tucker, Christo	12	13	11	24	2.5-14	2.0-12	
22 White, Melvin	12	18	6	24	.	.	.	1	.	2-93	.	.	.	
30 Gibson, Le'Marc	6	15	8	23	2.0-10	.	2-0	1	
55 Nash, Brandon	11	7	15	22	1.5-4	2	.	.	
90 Dean, Derreck	12	6	15	21	2.0-4	.	.	.	1	
34 Anderson, Justi	10	13	8	21	3.5-13	1.0-7	.	1	1	
48 Hebert, Andrew	12	13	7	20	1.0-6	1.0-6	.	.	1	
98 Topp, Jordan	10	14	5	19	2.0-3	.	.	.	2	1-0	1	.	.	
36 Rolle, Jr. Maur	5	11	5	16	.	.	1-23	1	
97 Richardson, Ter	10	6	6	12	4.5-22	
99 Gaddies, Tyrell	12	9	2	11	3.0-11	1.0-4	
96 McCray, Brandon	10	1	7	8	
91 Moore, Sharrick	8	3	5	8	1.0-2	1-0	.	.	.	
39 Jones, Julian	12	5	3	8	
94 Rogers, Jermain	5	2	4	6	1.0-1	1	.	
49 Benoit, Kyrion	9	3	3	6	0.5-1	
40 Baer, Brett	12	6	.	6	
46 Desormeaux, Mat	12	4	1	5	
57 Stevenson, Will	11	1	2	3	
31 Burnette, Winst	4	3	.	3	
35 Ortego, Spencer	12	2	.	2	
84 Kensey, Brandon	5	1	1	2	
89 Green, Ladarius	10	1	1	2	
51 Windsor, Colin	10	1	.	1	
81 Falgout, Richie	9	1	.	1	
85 Thompson, Ian	12	.	1	1	
37 Thibodaux, Hunt	6	.	1	1	
83 Butler, James	11	1	.	1	
20 Spikes, Aaron	12	1	.	1	
61 Rosenbalm, Matt	12	1	.	1	1-0	.	.	.	
64 Duhon, Ben	3	.	1	1	1	
17 Gautier, Blaine	10	1	.	1	
10 Albrecht, Tyler	7	.	1	1	
19 Miller, Marlin	10	.	1	1	
8 McGuire, Brad	4	1	.	1	
43 Broadnax, Jesse	11	.	1	1	
80 Wolfe, Vernon	11	1	.	
Total.....	12	476	329	805	65-252	17-116	14-80	31	12	8-133	8	3	.	
Opponents.....	12	468	312	780	80-351	39-248	15-183	36	20	10-162	13	3	.	

INTERCEPTIONS	No.	Yds	Avg	TD	Long
Stokes, Lionel	3	0	0.0	0	0
Auriene, Orkeys	3	0	0.0	0	0
Gibson, Le'Marc	2	0	0.0	0	0
Kelley, Lance	1	0	0.0	0	0
Bentley, Dwight	1	15	15.0	0	15
Rolle, Jr. Maur	1	23	23.0	0	23
Gerami, Cooper	1	2	2.0	0	2
Fleming, Grant	1	11	11.0	0	11
Lewis-Buchanan,	1	29	29.0	0	29
Total.....	14	80	5.7	0	29
Opponents.....	15	183	12.2	3	62

Louisiana Team Game-by-Game Comparison

Opponent	Score	-----FIRST DOWNS-----				---RUSHING---		-----PASSING-----			--TOTAL OFFENSE--		Return Yards	Turn-Overs
		Total	Rush	Pass	Pen	Number-Yards	Yards	Comp-Att-Int	Yards	Plays-Yards	Plays-Yards			
Georgia.....	7-55	5/17	1/7	3/10	1/0	29-14 / 37-184	8-24- 3 / 19-31- 1	114/193	53-128 / 68-377	116/148	3/1			
ARKANSAS STATE.....	31-24	19/17	8/1	11/14	0/2	43-224 / 19-18	17-28- 0 / 25-46- 1	214/438	71-438 / 65-456	66/124	0/3			
MIDDLE TENNESSEE.....	14-34	18/19	9/11	9/7	0/1	47-126 / 34-217	19-37- 0 / 21-36- 1	214/207	84-340 / 70-424	133/105	2/1			
North Texas.....	28-27	13/21	1/11	9/10	3/0	25-41 / 44-187	18-32- 0 / 22-31- 1	310/191	57-351 / 75-378	117/107	0/2			
OKLAHOMA STATE.....	28-54	23/27	7/8	15/18	1/1	25-34 / 36-141	36-62- 1 / 29-47- 2	334/351	87-368 / 83-492	238/156	2/2			
TROY.....	24-31	18/18	6/5	11/12	1/1	38-98 / 35-109	25-44- 1 / 25-35- 3	252/271	82-350 / 70-380	134/200	4/5			
WESTERN KENTUCKY.....	21-54	16/21	6/5	9/14	1/2	32-96 / 37-147	17-35- 2 / 18-23- 0	255/262	67-351 / 60-409	125/199	3/0			
Ohio.....	31-38	24/23	6/12	17/10	1/1	39-73 / 32-174	27-43- 1 / 16-22- 4	398/240	82-471 / 54-414	54/150	1/4			
Ole Miss.....	21-43	13/24	4/13	6/9	3/2	24-76 / 50-298	7-21- 2 / 11-22- 0	139/180	45-215 / 72-478	253/137	3/1			
FAU.....	23-24	23/17	11/9	11/7	1/1	45-173 / 37-139	21-37- 1 / 11-18- 0	254/183	82-427 / 55-322	44/112	2/1			
FIU.....	17-38	22/17	11/9	10/5	1/3	43-204 / 40-155	13-30- 3 / 16-19- 0	186/162	73-390 / 59-317	152/103	3/0			
ULM.....	23-22	16/22	4/9	9/10	3/3	24-48 / 44-182	21-43- 1 / 17-37- 1	330/164	67-378 / 81-346	89/134	2/2			
Totals.....	268-444	210/243	74/100	120/126	16/17	414-1207/445-1951	229-436-15/230-367-14	3000/2842	850-4207/ 812-4793	1521/1675	25/22			

Opponent	3rd Down		4th Down		Time of Possession		TOP Margin		Avg Yds/Rush		Avg Yds/Pass		Avg Yds/Play		Punting Number-Avg		---PENALTIES---	
	Conversions	Conversions	Conversions	Conversions	Time of Possession	Margin	Yds/Rush	Yds/Pass	Yds/Play	Number-Avg	No-Yds / No-Yds	No-Yds / No-Yds						
Georgia.....	3-16 / 8-17	0-1 / 0-0	26:33/ 33:27	-6:54	0.5/5.0	4.8/6.2	2.4/5.5	10-41.5 / 6-46.7	2-8 / 5-30									
ARKANSAS STATE.....	7-18 / 2-14	0-0 / 1-1	34:15/ 25:45	8:30	5.2/0.9	7.6/9.5	6.2/7.0	6-42.0 / 7-40.7	4-29 / 5-38									
MIDDLE TENNESSEE.....	7-19 / 6-17	1-2 / 0-0	34:59/ 25:01	9:58	2.7/6.4	5.8/5.8	4.0/6.1	8-40.6 / 7-43.6	4-30 / 9-76									
North Texas.....	5-14 / 9-17	0-0 / 0-0	23:25/ 36:35	-13:10	1.6/4.2	9.7/6.2	6.2/5.0	7-39.9 / 7-49.3	7-40 / 15-102									
OKLAHOMA STATE.....	8-19 / 9-15	2-4 / 0-0	32:48/ 27:12	5:36	1.4/3.9	5.4/7.5	4.2/5.9	6-36.7 / 2-37.0	6-24 / 4-39									
TROY.....	5-19 / 5-13	3-5 / 0-1	34:23/ 25:19	9:04	2.6/3.1	5.7/7.7	4.3/5.4	7-41.1 / 4-39.0	8-43 / 6-77									
WESTERN KENTUCKY.....	7-15 / 9-12	2-5 / 0-0	27:58/ 32:02	-4:04	3.0/4.0	7.3/11.4	5.2/6.8	2-36.5 / 0-0.0	7-42 / 4-28									
Ohio.....	7-16 / 2-6	1-3 / 1-1	34:22/ 25:38	8:44	1.9/5.4	9.3/10.9	5.7/7.7	5-43.2 / 0-0.0	3-29 / 1-15									
Ole Miss.....	5-11 / 7-14	0-0 / 1-1	23:12/ 36:48	-13:36	3.2/6.0	6.6/8.2	4.8/6.6	5-43.6 / 2-35.5	6-55 / 8-64									
FAU.....	7-18 / 2-11	2-3 / 0-1	36:19/ 23:41	12:38	3.8/3.8	6.9/10.2	5.2/5.9	6-37.2 / 6-42.7	7-55 / 6-65									
FIU.....	5-15 / 6-12	2-4 / 0-0	30:13/ 29:47	0:26	4.7/3.9	6.2/8.5	5.3/5.4	3-38.0 / 5-33.0	9-90 / 5-54									
ULM.....	3-16 / 4-16	0-0 / 1-3	29:08/ 30:52	-1:44	2.0/4.1	7.7/4.4	5.6/4.3	7-37.4 / 5-40.4	5-46 / 8-78									
Totals.....	69-196/ 69-164	13-27 / 4-8	367:35/352:07	15:28	2.9/4.4	6.9/7.7	4.9/5.9	72-40.1 / 51-41.9	68-491 / 76-666									

Note: Game totals are displayed in the format TEAM/OPPONENT for each category

Louisiana Red-Zone Results

Louisiana Inside Opponent Red-Zone

Date	Opponent	Score	Times		Total Pts	Rush		Pass		FGs Made	---- Failed to score inside RZ ----					
			In RZ	Scored		TDs	TDs	TDs	TDs		FGA	Downs	Int	Fumb	Half	Game
Sep 04	at Georgia.....	L 7-55	0	0	0	0	0	0	0	0	0	0	0	0	0	
*Sep 11	Arkansas State.....	W 31-24	4	2	10	1	0	1	0	1	1	0	0	0	1	0
*Sep 25	Middle Tennessee.....	L 14-34	3	2	14	2	1	1	0	0	1	0	0	0	0	0
*Oct 02	at North Texas.....	W 28-27	1	1	7	1	1	0	0	0	0	0	0	0	0	0
Oct 08	Oklahoma State.....	L 28-54	3	2	14	2	1	1	0	0	1	0	0	0	0	0
*Oct 16	at TROY.....	L 24-31	4	3	21	3	2	1	0	0	0	1	0	0	0	0
*Oct 23	Western Kentucky.....	L 21-54	2	2	14	2	2	0	0	0	0	0	0	0	0	0
Oct 30	at Ohio.....	L 31-38	6	5	31	4	2	2	1	0	1	0	0	0	0	0
Nov 06	at Ole Miss.....	L 21-43	1	1	7	1	1	0	0	0	0	0	0	0	0	0
*Nov 13	at FAU.....	L 23-24	4	3	17	2	1	1	0	1	0	0	1	0	0	0
*Nov 20	FIU.....	L 17-38	2	1	3	0	0	0	1	0	1	0	0	0	0	0
*Nov 27	at ULM.....	W 23-22	6	4	16	1	0	1	3	0	0	1	0	1	0	0
Totals			36	26	154	19	11	8	7	1	4	1	2	2	0	

26 of 36 (72.2%)

Opponents Inside Louisiana Red-Zone

Date	Opponent	Score	Times		Total Pts	Rush		Pass		FGs Made	---- Failed to score inside RZ ----					
			In RZ	Scored		TDs	TDs	TDs	TDs		FGA	Downs	Int	Fumb	Half	Game
Sep 04	at Georgia.....	L 7-55	4	4	28	4	1	3	0	0	0	0	0	0	0	0
*Sep 11	Arkansas State.....	W 31-24	3	3	17	2	1	1	1	0	0	0	0	0	0	0
*Sep 25	Middle Tennessee.....	L 14-34	1	1	7	1	1	0	0	0	0	0	0	0	0	0
*Oct 02	at North Texas.....	W 28-27	3	3	20	3	2	1	0	0	0	0	0	0	0	0
Oct 08	Oklahoma State.....	L 28-54	4	4	24	3	1	2	1	0	0	0	0	0	0	0
*Oct 16	at TROY.....	L 24-31	4	3	17	2	1	1	1	0	0	1	0	0	0	0
*Oct 23	Western Kentucky.....	L 21-54	4	4	23	3	3	0	1	0	0	0	0	0	0	0
Oct 30	at Ohio.....	L 31-38	5	5	31	4	2	2	1	0	0	0	0	0	0	0
Nov 06	at Ole Miss.....	L 21-43	10	9	43	4	3	1	5	0	0	0	1	0	0	0
*Nov 13	at FAU.....	L 23-24	3	3	17	2	0	2	1	0	0	0	0	0	0	0
*Nov 20	FIU.....	L 17-38	5	5	31	4	3	1	1	0	0	0	0	0	0	0
*Nov 27	at ULM.....	W 23-22	5	4	19	2	1	1	2	0	0	1	0	0	0	0
Totals			51	48	277	34	19	15	14	0	0	2	1	0	0	

48 of 51 (94.1%)

Louisiana By-Quarter Statistics

3rd-Down Conversions

Date	Opponent	Score	Overall	By Quarter			
				1st Qtr	2nd Qtr	3rd Qtr	4th Qtr
Sep 04	at Georgia.....	L 7-55	3-16 18.8%	0-4 0.0%	0-4 0.0%	1-4 25.0%	2-4 50.0%
*Sep 11	Arkansas State.....	W 31-24	7-18 38.9%	1-3 33.3%	3-5 60.0%	2-5 40.0%	1-5 20.0%
*Sep 25	Middle Tennessee.....	L 14-34	7-19 36.8%	1-5 20.0%	3-4 75.0%	1-5 20.0%	2-5 40.0%
*Oct 02	at North Texas.....	W 28-27	5-14 35.7%	2-4 50.0%	1-3 33.3%	0-3 0.0%	2-4 50.0%
Oct 08	Oklahoma State.....	L 28-54	8-19 42.1%	1-5 20.0%	5-7 71.4%	1-3 33.3%	1-4 25.0%
*Oct 16	at TROY.....	L 24-31	5-19 26.3%	3-5 60.0%	1-5 20.0%	0-3 0.0%	1-6 16.7%
*Oct 23	Western Kentucky.....	L 21-54	7-15 46.7%	0-1 0.0%	2-5 40.0%	2-4 50.0%	3-5 60.0%
Oct 30	at Ohio.....	L 31-38	7-16 43.8%	2-3 66.7%	2-5 40.0%	3-5 60.0%	0-3 0.0%
Nov 06	at Ole Miss.....	L 21-43	5-11 45.5%	3-4 75.0%	1-2 50.0%	1-3 33.3%	0-2 0.0%
*Nov 13	at FAU.....	L 23-24	7-18 38.9%	1-4 25.0%	2-6 33.3%	3-4 75.0%	1-4 25.0%
*Nov 20	FIU.....	L 17-38	5-15 33.3%	3-6 50.0%	0-3 0.0%	1-2 50.0%	1-4 25.0%
*Nov 27	at ULM.....	W 23-22	3-16 18.8%	0-3 0.0%	0-3 0.0%	3-7 42.9%	0-3 0.0%
Louisiana			69-196 35.2%	17-47 36.2%	20-52 38.5%	18-48 37.5%	14-49 28.6%
Opponents			69-164 42.1%	17-40 42.5%	19-43 44.2%	15-39 38.5%	18-42 42.9%

4th-Down Conversions

Date	Opponent	Score	Overall	By Quarter			
				1st Qtr	2nd Qtr	3rd Qtr	4th Qtr
Sep 04	at Georgia.....	L 7-55	0-1 0.0%	0-0 0.0%	0-0 0.0%	0-1 0.0%	0-0 0.0%
*Sep 11	Arkansas State.....	W 31-24	0-0 0.0%	0-0 0.0%	0-0 0.0%	0-0 0.0%	0-0 0.0%
*Sep 25	Middle Tennessee.....	L 14-34	1-2 50.0%	1-1 100.0%	0-0 0.0%	0-1 0.0%	0-0 0.0%
*Oct 02	at North Texas.....	W 28-27	0-0 0.0%	0-0 0.0%	0-0 0.0%	0-0 0.0%	0-0 0.0%
Oct 08	Oklahoma State.....	L 28-54	2-4 50.0%	1-1 100.0%	1-1 100.0%	0-0 0.0%	0-2 0.0%
*Oct 16	at TROY.....	L 24-31	3-5 60.0%	0-1 0.0%	0-0 0.0%	2-2 100.0%	1-2 50.0%
*Oct 23	Western Kentucky.....	L 21-54	2-5 40.0%	0-0 0.0%	0-2 0.0%	1-1 100.0%	1-2 50.0%
Oct 30	at Ohio.....	L 31-38	1-3 33.3%	0-0 0.0%	0-1 0.0%	0-0 0.0%	1-2 50.0%
Nov 06	at Ole Miss.....	L 21-43	0-0 0.0%	0-0 0.0%	0-0 0.0%	0-0 0.0%	0-0 0.0%
*Nov 13	at FAU.....	L 23-24	2-3 66.7%	0-0 0.0%	1-2 50.0%	0-0 0.0%	1-1 100.0%
*Nov 20							

Louisiana Passing Game-by-Game

#7 Masson, Chris	Att	Comp	Int	Pct	Yards	TD	Long	Sack-Yds	Effic
Georgia.....	15	5	1	33.3	77	1	60	2-16	85.12
Arkansas State.....	24	14	0	58.3	142	1	39	2-22	121.78
Middle Tennessee.....	32	16	0	50.0	192	1	28	4-25	110.71
North Texas.....	32	18	0	56.2	310	2	82	2-16	158.25
Oklahoma State.....	55	33	1	60.0	308	2	35	3-29	115.40
TROY.....	41	23	1	56.1	246	1	48	2-14	109.67
Western Kentucky.....	34	16	2	47.1	223	1	52	2-15	100.09
Ohio.....	4	2	0	50.0	14	0	10	0-0	79.40
ULM.....	43	21	1	48.8	330	2	73	0-0	124.00
TOTALS.....	280	148	6	52.9	1842	11	82	17-137	116.80

#17 Gautier, Blaine	Att	Comp	Int	Pct	Yards	TD	Long	Sack-Yds	Effic
Georgia.....	9	3	2	33.3	37	0	18	1-2	23.42
Arkansas State.....	3	2	0	66.7	25	0	16	0-0	136.67
Middle Tennessee.....	5	3	0	60.0	22	0	14	3-10	96.96
Oklahoma State.....	7	3	0	42.9	26	0	13	0-0	74.06
FAU.....	36	21	1	58.3	254	2	63	1-17	130.38
FIU.....	29	13	3	44.8	186	1	50	7-26	89.39
TOTALS.....	89	45	6	50.6	550	3	63	12-55	100.11

#8 McGuire, Brad	Att	Comp	Int	Pct	Yards	TD	Long	Sack-Yds	Effic
TROY.....	3	2	0	66.7	6	0	4	0-0	83.47
Western Kentucky.....	1	1	0	100.0	32	0	32	0-0	368.80
Ohio.....	39	25	1	64.1	384	2	48	6-28	158.61
Ole Miss.....	21	7	2	33.3	139	1	33	4-28	85.60
TOTALS.....	64	35	3	54.7	561	3	48	10-56	134.41

Louisiana Rushing/Receiving Game-by-Game

RUSHING		GA	ASU	MT	NT	OSU	TROY	WKU	OHIO	UM	FAU	FIU	ULM
Spikes, Aaron RB...	103-339/2	7-8/0	13-53/0	2--3/0	7-18/0	7-16/0	14-40/0	9-42/0	12-37/2	4-22/0	17-48/0	5-46/0	6-12/0
Gautier, Blaine QB...	77-280/5	5-1/0	-	12-17/1	2-6/1	10-30/1	DNP	2-17/0	DNP	-	15-86/1	28-112/1	3-11/0
Walker, Robert RB...	50-162/0	2-1/0	4-29/0	DNP	3-4/0	1-3/0	8-21/0	3-5/0	1-2/0	5-12/0	9-33/0	5-22/0	9-30/0
Streeter, Kevis RB...	20-153/1	4-10/0	2-71/1	11-63/0	3-9/0	DNP	DNP	DNP	DNP	DNP	DNP	DNP	DNP
McGuire, Brad FB...	56-116/5	DNP	DNP	DNP	DNP	DNP	9-17/2	11-24/2	22-33/0	14-42/1	DNP	DNP	DNP
Shankle, Julian RB...	21-64/0	4-3/0	10-44/0	4-15/0	1-0/0	1-5/0	DNP	DNP	1--3/0	DNP	DNP	DNP	DNP
Desormeaux, Mat FB...	8-36/0	-	-	-	-	-	-	-	-	1-0/0	2-14/0	4-21/0	1-1/0
Masson, Chris QB...	47-24/1	5--10/0	5-35/1	15-22/0	6--1/0	5--19/0	5--4/0	5-2/0	1--1/0	DNP	DNP	DNP	-
Ortego, Spencer P...	2-23/0	-	-	-	-	-	1-19/0	1-4/0	-	-	-	-	-
Lawson, Javone WR...	2-12/0	-	-	2-12/0	-	-	-	DNP	DNP	DNP	DNP	DNP	DNP
Miller, Marlin WR...	3-11/0	-	1-0/0	-	1-6/0	-	1-5/0	-	DNP	DNP	-	-	-
Joseph, Andrew WR...	3-9/0	1-3/0	2-6/0	-	-	-	-	-	-	-	-	-	-
Surgent, Daryl WR...	2-5/0	-	-	-	-	-	DNP	DNP	1-2/0	-	-	1-3/0	-
Butler, James WR...	1-3/0	-	-	-	DNP	-	-	-	1-3/0	-	-	-	-
Walker, Yobes FB...	1-2/0	-	-	-	-	-	-	1-2/0	-	-	DNP	DNP	-
Hill, Pierre WR....	2-2/0	-	-	-	1-1/0	-	-	-	-	-	-	-	1-1/0
Wolfe, Vernon WR....	3--4/0	-	1-4/0	-	-	-	-	-	-	-	2--8/0	-	DNP

RECEIVING		GA	ASU	MT	NT	OSU	TROY	WKU	OHIO	UM	FAU	FIU	ULM
Green, Ladarious TE..	44-794/7	4-87/1	7-97/1	3-38/1	DNP	DNP	4-96/0	1-12/0	6-107/1	1-23/0	6-111/1	6-103/1	6-120/1
Spikes, Aaron RB....	23-398/6	-	-	1-18/0	4-99/1	4-47/1	1--6/0	2-54/1	4-46/1	2-54/1	1-10/0	-	4-76/1
Wolfe, Vernon WR....	19-295/1	-	-	1-17/0	1-20/0	1-4/0	-	4-94/0	5-58/0	1-11/0	2-51/1	4-40/0	DNP
Lawson, Javone WR...	19-271/1	-	1-9/0	3-53/0	4-77/1	5-57/0	6-75/0	DNP	DNP	DNP	DNP	DNP	DNP
Joseph, Andrew WR...	22-238/1	-	2-70/1	3-13/0	1-5/0	5-50/0	3-31/0	2-16/0	3-25/0	1-9/0	1-5/0	-	1-14/0
Hill, Pierre WR....	17-204/0	-	-	-	1-20/0	3-21/0	2-16/0	1-32/0	3-27/0	1-33/0	5-46/0	-	1-9/0
Butler, James WR....	14-200/1	-	-	-	DNP	4-62/1	-	2-27/0	2-25/0	-	-	-	6-86/0
Falgout, Richie WR...	18-162/0	1-16/0	1-5/0	3-28/0	4-69/0	5-30/0	DNP	2-5/0	DNP	DNP	1-0/0	1-9/0	-
Surgent, Daryl WR...	7-155/0	-	1-4/0	-	-	1-14/0	DNP	DNP	4-110/0	-	-	1-27/0	-
Miller, Marlin WR...	21-147/1	1-9/0	-	4-43/0	1-9/0	5-38/0	5-15/1	3-15/0	-	DNP	1-11/0	1-7/0	-
Walker, Robert RB...	10-68/0	-	-	DNP	-	2-8/0	4-25/0	-	-	1-9/0	2-14/0	-	1-12/0
Streeter, Kevis RB..	7-27/0	1-3/0	4-13/0	-	2-11/0	DNP	DNP	DNP	DNP	DNP	DNP	DNP	DNP
Shankle, Julian RB..	2-15/0	1--1/0	1-16/0	-	-	-	DNP	DNP	DNP	DNP	DNP	DNP	-
Kensey, Brandon WR..	2-13/0	DNP	DNP	DNP	DNP	DNP	DNP	DNP	-	-	-	-	2-13/0
Desormeaux, Mat FB..	1-12/0	-	-	-	-	-	-	-	-	-	1-12/0	-	-
Goodlett, Ross WR...	1-3/0	DNP	DNP	DNP	DNP	1-3/0	DNP	-	DNP	DNP	-	-	-
Maxwell, Jacob TE...	2--2/0	-	-	1-4/0	-	-	-	-	-	-	1--6/0	-	DNP

2010 Louisiana Football Individual Games Played

##	Name	GP/GS	GA	ASU	MT	NT	OSU	TROY	WKU	OHIO	UM	FAU	FIU	ULM
10	Albrecht, Tyler	7/-	XXX	XXX	XXX	XXX	XXX	...	XXX	XXX
34	Anderson, Justi	10/1	XXX	XXX	XXX	XXX	XXX	XXX	XXX	START	XXX	XXX
2	Auriene, Orkeys	12/12	START	START	START	START	START	START	START	START	START	START	START	START
68	Autrey, Matthew	1/-	XXX
40	Baer, Brett	12/-	XXX	XXX	XXX	XXX	XXX	XXX	XXX	XXX	XXX	XXX	XXX	XXX
52	Barnfield, Nick	4/-	XXX	XXX	...	XXX	XXX
72	Bates, Leonardo	12/9	START	START	START	START	START	START	START	XXX	XXX	START	START	XXX
49	Benoit, Kyron	9/-	XXX	XXX	XXX	...	XXX	...	XXX	...	XXX	XXX	XXX	XXX
5	Bentley, Dwight	11/11	START	...	START	START	START	START	START	START	START	START	START	START
43	Broadnax, Jesse	11/-	XXX	XXX	XXX	...	XXX	XXX	XXX	XXX	XXX	XXX	XXX	XXX
56	Brooks, Richard	10/4	XXX	START	XXX	...	XXX	...	XXX	START	START	START	XXX	XXX
60	Burks, Ian	11/11	START	START	START	START	START	START	START	...	START	START	START	START
31	Burnette, Winst	4/-	XXX	XXX	XXX	XXX
83	Butler, James	11/-	XXX	XXX	XXX	...	XXX	XXX	XXX	XXX	XXX	XXX	XXX	XXX
90	Dean, Derreck	12/12	START	START	START	START	START	START	START	START	START	START	START	START
73	Decoster, Jonat	11/11	START	START	START	START	...	START	START	START	START	START	START	START
46	Desormeaux, Mat	12/11	XXX	START	START	START	START	START	START	START	START	START	START	START
58	Douglas, Nate	11/4	XXX	XXX	START	START	START	...	START	XXX	XXX	XXX	XXX	XXX
64	Duhon, Ben	3/-	XXX	XXX	XXX
81	Falgout, Richie	9/-	XXX	XXX	XXX	XXX	XXX	...	XXX	XXX	XXX	XXX
47	Fleming, Grant	8/6	START	...	START	START	START	XXX	XXX	...	START	START
99	Gaddies, Tyrell	12/4	XXX	XXX	XXX	XXX	XXX	XXX	XXX	XXX	START	START	START	START
17	Gautier, Blaine	10/2	XXX	XXX	XXX	XXX	XXX	...	XXX	...	XXX	START	START	XXX
38	Gerami, Cooper	12/5	XXX	XXX	XXX	XXX	XXX	XXX	XXX	START	START	START	START	START
30	Gibson, Le'Marc	6/2	XXX	...	XXX	XXX	XXX	START	START
15	Goodlett, Ross	5/-	XXX	...	XXX	XXX	XXX	XXX
89	Green, Ladarius	10/10	START	START	START	START	START	START	START	START	START	START
23	Guilbeaux, Seth	3/-	XXX	XXX	...	XXX
48	Hebert, Andrew	12/4	XXX	XXX	XXX	XXX	XXX	START	START	START	XXX	XXX	XXX	START
3	Hill, Pierre	12/4	XXX	XXX	XXX	XXX	XXX	XXX	XXX	START	START	XXX	START	START
71	Huval, Andre	9/1	...	XXX	...	XXX	XXX	...	XXX	START	XXX	XXX	XXX	XXX
77	Jamal, Nasser	3/-	XXX	XXX	XXX	...
39	Jones, Julian	12/-	XXX	XXX	XXX	XXX	XXX	XXX	XXX	XXX	XXX	XXX	XXX	XXX
18	Joseph, Andrew	12/1	START	XXX	XXX	XXX	XXX	XXX	XXX	XXX	XXX	XXX	XXX	XXX
21	Kelley, Lance	7/5	START	START	START	START	START	XXX	XXX
84	Kensey, Brandon	5/1	XXX	XXX	XXX	XXX	START
82	Lawson, Javone	6/6	START	START	START	START	START	START
78	Lemelle, Daniel	1/-	XXX
11	Lewis-Buchanan,	11/11	START	START	START	START	START	START	START	START	START	START	START	...
7	Masson, Chris	9/9	START	START	START	START	START	START	START	START	START
86	Maxwell, Jacob	11/2	XXX	XXX	XXX	START	START	XXX	XXX	XXX	XXX	XXX	XXX	...
4	McCoy, Daylon	12/10	START	START	START	START	START	START	START	XXX	START	START	START	XXX
96	McCray, Brandon	10/1	XXX	...	XXX	XXX	XXX	XXX	XXX	START	XXX	XXX	XXX	...
8	McGuire, Brad	4/1	XXX	XXX	XXX	START
19	Miller, Marlin	10/8	START	START	START	START	START	START	START	START	XXX	XXX
91	Moore, Sharrick	8/-	XXX	XXX	XXX	XXX	XXX	XXX	XXX	XXX
55	Nash, Brandon	11/1	...	XXX	XXX	XXX	XXX	XXX	XXX	XXX	XXX	XXX	XXX	START
76	Odom, Jaron	12/8	START	START	START	START	START	XXX	XXX	XXX	START	START	START	START
45	Onyenekwu, Emek	12/3	XXX	XXX	XXX	XXX	XXX	START	START	START	XXX	XXX	XXX	XXX
35	Ortego, Spencer	12/-	XXX	XXX	XXX	XXX	XXX	XXX	XXX	XXX	XXX	XXX	XXX	XXX
66	Osborne, Sean	1/-	XXX
74	Plouhar, Kyle	11/8	XXX	XXX	XXX	START	START	START	START	START	START	...	START	START
95	Pryer, Benay	2/-	...	XXX	XXX
97	Richardson, Ter	10/5	START	START	START	START	START	XXX	XXX	XXX	XXX	XXX
62	Robinson, Rober	1/-	XXX
94	Rogers, Jermain	5/-	XXX	XXX	XXX	XXX	XXX
36	Rolle, Jr. Maur	5/5	START	START	START	START	START
61	Rosenbalm, Matt	12/-	XXX	XXX	XXX	XXX	XXX	XXX	XXX	XXX	XXX	XXX	XXX	XXX
70	Ruiz, Evan	9/2	XXX	XXX	XXX	XXX	XXX	START	...	START	XXX	XXX
33	Shankle, Julian	7/1	START	XXX	XXX	XXX	XXX	XXX	XXX
44	Smith, Bernard	11/-	XXX	XXX	...	XXX	XXX	XXX	XXX	XXX	XXX	XXX	XXX	XXX
20	Spikes, Aaron	12/7	XXX	XXX	XXX	XXX	START	START	START	START	START	START	START	XXX
57	Stevenson, Will	11/-	XXX	XXX	XXX	XXX	XXX	XXX	XXX	...	XXX	XXX	XXX	XXX
24	Stokes, Lionel	12/7	XXX	XXX	XXX	XXX	XXX	START	START	START	START	START	START	START
25	Streeter, Kevis	4/3	XXX	START	START	START
87	Surgent, Daryl	10/-	XXX	XXX	XXX	XXX	XXX	XXX	XXX	XXX	XXX	XXX
37	Thibodaux, Hunt	6/-	...	XXX	XXX	XXX	XXX	XXX	XXX
13	Thomas, Brady	2/-	XXX	XXX
85	Thompson, Ian	12/-	XXX	XXX	XXX	XXX	XXX	XXX	XXX	XXX	XXX	XXX	XXX	XXX
98	Topp, Jordan	10/9	START	START	START	START	START	START	...	XXX	START	START	START	...
53	Tucker, Christo	12/7	START	START	START	XXX	XXX	START	START	START	START	XXX	START	START
6	Walker, Robert	11/1	XXX	XXX	...	XXX	XXX	XXX	XXX	XXX	XXX	XXX	XXX	START
26	Walker, Yobes	10/-	XXX	XXX	XXX	XXX	XXX	XXX	XXX	XXX	XXX	XXX
22	White, Melvin	12/1	XXX	START	XXX	XXX	XXX	XXX	XXX	XXX	XXX	XXX	XXX	XXX
88	Wilson, Trace	9/-	XXX	XXX	...	XXX	XXX	XXX	...	XXX	XXX	...	XXX	XXX
51	Windsor, Colin	10/10	START	START	START	START	START	START	START	START	START	START
80	Wolfe, Vernon	11/5	XXX	XXX	XXX	XXX	XXX	XXX	START	START	START	START	START	...